

## STATE PERFORMANCE RANKINGS

FOR U.S. CREDIT UNIONS | DATA AS OF 12.31.19

State	# CUs	Asset Growth	Rk.	Share Growth	Rk.	Loan Growth	Rk.	Member Growth	Rk.	Loans/ Shares	Rk.	Capital/ Assets	Rk.
Alabama	105	7.86%	17	7.11%	23	8.60%	8	4.92%	4	64.08%	50	12.31%	18
Alaska	10	8.18%	14	7.52%	19	4.66%	34	2.01%	34	85.07%	20	9.55%	51
Arizona	41	8.62%	9	8.41%	12	5.13%	30	1.49%	43	75.25%	41	12.42%	13
Arkansas	55	4.93%	45	6.22%	37	3.73%	41	1.59%	41	82.66%	24	14.46%	2
California	296	6.48%	32	6.94%	26	5.22%	29	3.46%	16	81.37%	28	11.99%	24
Colorado	80	11.21%	3	8.63%	11	6.55%	19	4.55%	7	88.14%	14	11.74%	29
Connecticut	92	5.71%	38	5.95%	39	2.36%	48	1.52%	42	69.90%	46	10.46%	48
Delaware	17	5.74%	37	5.52%	43	9.23%	6	2.58%	24	67.85%	49	11.54%	34
District Of Columbia	35	2.03%	50	1.51%	49	5.23%	28	-2.51%	51	69.83%	47	12.33%	15
Florida	130	10.53%	6	12.38%	4	11.02%	3	4.90%	5	82.44%	25	11.30%	38
Georgia	99	3.87%	48	3.04%	48	3.46%	43	0.62%	47	84.69%	22	13.52%	5
Hawaii	52	4.94%	44	4.21%	47	7.36%	15	1.89%	37	60.34%	51	12.32%	16
Idaho	34	13.40%	1	15.10%	1	11.90%	1	7.22%	2	95.42%	4	9.71%	50
Illinois	241	6.66%	29	6.29%	35	3.89%	40	2.97%	20	79.79%	36	11.45%	36
Indiana	152	7.08%	23	7.67%	18	5.73%	22	2.65%	23	87.33%	15	11.80%	28
Iowa	85	5.33%	43	7.07%	24	4.19%	38	3.94%	12	101.81%	1	11.57%	33
Kansas	79	7.13%	21	6.94%	27	5.40%	26	1.96%	35	88.99%	13	12.31%	18
Kentucky	63	7.83%	18	8.01%	16	6.30%	21	2.15%	29	82.37%	26	13.30%	6
Louisiana	171	4.52%	47	5.58%	42	2.25%	49	1.04%	45	81.13%	31	12.10%	20
Maine	55	7.05%	24	8.21%	13	4.12%	39	2.07%	32	86.02%	18	11.28%	39
Maryland	82	7.34%	19	6.51%	32	6.86%	18	2.32%	27	84.50%	23	11.57%	33
Massachusetts	157	6.56%	31	8.03%	15	3.38%	44	3.06%	19	93.93%	7	11.59%	31
Michigan	218	8.47%	11	8.78%	10	7.23%	17	2.74%	22	81.21%	29	12.60%	11
Minnesota	101	8.09%	15	7.69%	17	9.52%	5	4.37%	9	86.91%	16	12.02%	23
Mississippi	72	6.26%	34	5.63%	41	8.69%	7	1.71%	40	82.02%	27	14.92%	1
Missouri	107	7.32%	20	7.13%	22	5.69%	24	1.18%	44	79.72%	37	10.87%	45
Montana	46	5.43%	40	4.97%	45	7.46%	14	1.85%	38	73.70%	42	12.68%	10
Nebraska	58	5.91%	35	6.37%	34	4.21%	36	2.41%	25	81.15%	30	12.18%	19
Nevada	15	7.00%	25	6.11%	38	3.00%	46	2.36%	26	68.56%	48	12.48%	12
New Hampshire	14	6.45%	33	6.98%	25	5.04%	31	4.39%	8	96.72%	3	10.67%	46
New Jersey	154	-2.08%	51	-2.25%	51	-3.15%	51	-2.32%	50	70.49%	45	10.89%	44
New Mexico	41	5.53%	39	5.40%	44	4.94%	32	2.06%	33	80.45%	35	12.03%	22
New York	328	6.67%	28	6.38%	33	5.53%	25	2.11%	31	77.08%	40	11.13%	41
North Carolina	68	6.75%	27	6.81%	28	6.35%	20	3.40%	17	72.13%	43	10.07%	49
North Dakota	34	4.90%	46	4.77%	46	3.01%	45	0.13%	48	80.76%	32	14.05%	3
Ohio	257	6.62%	30	5.81%	40	3.48%	42	0.96%	46	80.67%	33	11.89%	25
Oklahoma	60	6.85%	26	6.72%	30	1.63%	50	1.80%	39	80.60%	34	12.35%	14
Oregon	57	8.32%	12	6.75%	29	4.31%	35	3.12%	18	84.75%	21	11.82%	27
Pennsylvania	360	8.69%	8	8.93%	9	8.26%	9	2.96%	21	78.35%	38	12.09%	21
Rhode Island	20	5.39%	42	7.45%	20	5.36%	27	4.16%	11	100.65%	2	10.52%	47
South Carolina	59	5.86%	36	6.56%	31	4.74%	33	1.93%	36	90.31%	10	12.87%	8
South Dakota	37	7.13%	22	7.34%	21	5.72%	23	2.29%	28	78.00%	39	11.16%	40
Tennessee	139	8.23%	13	9.71%	7	7.78%	11	3.68%	14	89.96%	11	13.20%	7
Texas	442	5.42%	41	6.28%	36	4.20%	37	3.61%	15	86.00%	19	11.50%	35
Utah	60	12.94%	2	13.71%	3	11.05%	2	8.06%	1	91.01%	9	11.33%	37
Vermont	19	8.06%	16	8.10%	14	10.26%	4	2.13%	30	92.63%	8	10.93%	43
Virginia	120	11.11%	4	14.04%	2	7.25%	16	7.14%	3	94.59%	6	12.86%	9
Washington	84	10.15%	7	9.19%	8	7.64%	12	4.28%	10	86.22%	17	11.62%	30
West Virginia	85	2.10%	49	1.22%	50	2.85%	47	-0.82%	49	71.73%	44	13.58%	4
Wisconsin	124	10.90%	5	10.70%	5	7.97%	10	3.82%	13	95.39%	5	11.82%	27
Wyoming	25	8.59%	10	10.42%	6	7.51%	13	4.57%	6	89.59%	12	11.11%	42
<b>U.S. TOTALS</b>	<b>5,349*</b>	<b>7.74%</b>		<b>8.15%</b>		<b>6.14%</b>		<b>3.57%</b>		<b>83.89%</b>		<b>11.87%</b>	

\* GUAM, PUERTO, AND THE U.S. VIRGIN ISLANDS ARE NOT INCLUDED IN THE TABLE, BUT THEIR 14 CREDIT UNIONS ARE INCLUDED IN THE U.S. TOTALS.

The background of the advertisement is a photograph of a modern office hallway with large glass windows and a polished floor. Several business professionals in suits are walking and talking. The entire image has a green color overlay.

# LET'S TAKE ACTION TOGETHER.

FIS can help you meet member needs with our integrated and modernized payments solutions, core platforms and dedicated servicing.

Learn more at  
[www.fisglobal.com/cu](http://www.fisglobal.com/cu)

# Buy Down Your Borrower's MI Premium Payment with

## RateStar Buydown

Arch MI's innovative RateStar Buydown<sup>SM</sup> uses easy, efficient RateStar<sup>SM</sup> technology to help you identify the best combination of upfront and monthly MI to meet each borrower's needs.

Offer borrowers something your competition can't beat — a tailored buydown solution that can lower their monthly premium.

**RATESTAR**<sup>SM</sup>

For more information,  
visit [archmi.com/RateStar](https://archmi.com/RateStar).



**ARCH MORTGAGE INSURANCE COMPANY**  
230 NORTH ELM STREET GREENSBORO NC 27401 | [ARCHMI.COM](https://ARCHMI.COM)

© 2020 Arch Mortgage Insurance Company. All Rights Reserved. Arch MI is a marketing term for Arch Mortgage Insurance Company, Arch Mortgage Guaranty Company and United Guaranty Residential Insurance Company. MCUS-B0631G-0420



For Credit Unions

## STATE PERFORMANCE RANKINGS

FOR U.S. CREDIT UNIONS | DATA AS OF 12.31.19

State	Delinquency Ratio	Rk.	Return On Assets	Rk.	Average Share Balance	Rk.	Average Loan Balance	Rk.	Auto Loans/ Members	Rk.	Share Drafts/ Members	Rk.	Credit Cards/ Members	Rk.
Alabama	0.78%	37	0.86%	27	\$9,747	37	\$12,128	49	18.14%	40	55.20%	27	13.56%	38
Alaska	0.87%	42	0.91%	24	\$10,956	19	\$14,555	31	30.48%	4	50.43%	41	19.10%	15
Arizona	0.46%	10	1.11%	9	\$10,458	24	\$14,815	28	22.85%	21	63.97%	10	17.28%	20
Arkansas	0.68%	27	0.81%	36	\$7,316	52	\$12,985	42	21.34%	27	42.78%	51	12.72%	44
California	0.43%	6	0.87%	26	\$14,082	3	\$21,032	5	20.92%	29	64.33%	9	19.36%	13
Colorado	0.44%	7	0.98%	16	\$11,463	15	\$17,388	12	25.58%	11	57.42%	22	16.00%	25
Connecticut	0.64%	21	0.51%	51	\$10,828	21	\$16,224	19	17.77%	43	50.01%	42	15.32%	28
Delaware	0.74%	35	0.48%	53	\$8,223	45	\$13,429	39	15.44%	45	52.42%	35	12.80%	42
District Of Columbia	0.59%	18	0.74%	40	\$26,337	1	\$33,264	1	8.18%	52	72.02%	1	23.67%	3
Florida	0.50%	13	1.01%	14	\$10,275	29	\$14,563	30	21.85%	23	70.99%	2	20.58%	7
Georgia	0.56%	17	0.98%	17	\$9,603	38	\$11,060	53	42.22%	2	58.70%	21	17.01%	22
Hawaii	0.69%	29	0.61%	50	\$11,909	10	\$16,521	17	12.46%	50	51.13%	37	11.13%	50
Idaho	0.42%	4	1.16%	5	\$10,016	31	\$15,716	23	26.00%	10	63.71%	11	16.65%	24
Illinois	0.65%	22	0.65%	46	\$12,476	6	\$12,454	48	45.39%	1	50.56%	39	20.10%	10
Indiana	0.53%	15	0.86%	28	\$9,263	41	\$15,905	22	24.27%	15	50.74%	38	13.67%	37
Iowa	0.79%	39	1.15%	7	\$11,869	11	\$17,643	10	32.65%	3	57.16%	23	20.89%	5
Kansas	0.73%	34	0.85%	29	\$8,544	43	\$14,076	35	27.38%	7	52.48%	33	12.92%	39
Kentucky	0.71%	32	0.93%	20	\$9,334	40	\$14,269	33	18.81%	37	50.52%	40	15.30%	29
Louisiana	1.10%	49	0.63%	49	\$8,031	46	\$12,728	45	17.19%	44	47.64%	47	13.82%	36
Maine	0.66%	25	0.74%	41	\$10,000	32	\$12,583	47	19.19%	35	64.61%	8	14.48%	32
Maryland	0.79%	40	0.82%	34	\$11,502	14	\$16,947	14	18.19%	39	53.53%	29	20.89%	6
Massachusetts	0.68%	28	0.64%	47	\$10,742	22	\$20,756	6	21.36%	26	53.20%	30	13.95%	34
Michigan	0.65%	23	1.07%	11	\$10,369	27	\$13,724	36	20.25%	31	61.26%	14	18.91%	16
Minnesota	0.48%	12	1.04%	12	\$11,581	13	\$15,909	21	22.40%	22	63.54%	12	17.48%	19
Mississippi	0.94%	44	0.89%	25	\$7,234	53	\$11,898	51	19.36%	33	50.01%	43	11.28%	49
Missouri	0.70%	31	0.72%	43	\$7,994	47	\$12,771	44	23.65%	17	52.43%	34	12.85%	41
Montana	0.42%	5	0.77%	39	\$11,631	12	\$17,140	13	19.04%	36	51.17%	36	12.48%	45
Nebraska	0.87%	43	0.64%	48	\$7,735	50	\$11,949	50	21.23%	28	47.81%	46	9.33%	51
Nevada	0.50%	14	1.14%	8	\$12,811	5	\$17,551	11	20.87%	30	66.97%	4	20.00%	11
New Hampshire	0.30%	1	0.80%	38	\$10,194	30	\$17,758	9	29.83%	5	55.98%	26	12.27%	47
New Jersey	1.44%	52	0.43%	54	\$11,013	17	\$16,129	20	10.60%	51	46.60%	49	13.90%	35
New Mexico	0.44%	8	0.93%	21	\$11,153	16	\$15,162	26	25.18%	13	59.18%	19	19.27%	14
New York	0.94%	45	0.68%	45	\$12,457	7	\$17,796	8	12.92%	49	60.70%	15	17.14%	21
North Carolina	1.56%	54	0.71%	44	\$12,020	9	\$18,919	7	13.18%	48	59.31%	18	11.72%	48
North Dakota	1.08%	48	0.92%	23	\$16,316	2	\$24,004	3	19.71%	32	59.80%	17	15.27%	30
Ohio	0.60%	20	0.85%	30	\$9,100	42	\$13,134	41	23.10%	19	48.89%	45	17.79%	18
Oklahoma	0.65%	24	0.84%	33	\$9,838	34	\$13,532	38	28.44%	6	47.53%	48	14.55%	31
Oregon	0.37%	3	1.30%	1	\$10,986	18	\$15,434	25	25.20%	12	66.51%	5	18.40%	17
Pennsylvania	0.59%	19	0.93%	22	\$10,397	26	\$14,077	34	19.28%	34	59.18%	20	21.13%	4
Rhode Island	0.45%	9	0.74%	42	\$13,491	4	\$32,412	2	23.63%	18	43.85%	50	6.90%	52
South Carolina	0.55%	16	1.00%	15	\$7,880	48	\$12,883	43	18.28%	38	65.27%	6	15.62%	27
South Dakota	0.71%	33	0.81%	37	\$10,925	20	\$13,230	40	24.41%	14	60.59%	16	16.76%	23
Tennessee	0.47%	11	1.04%	13	\$9,822	35	\$16,488	18	23.05%	20	56.69%	24	12.79%	43
Texas	0.74%	36	0.85%	31	\$9,964	33	\$14,714	29	24.17%	16	56.47%	25	15.73%	26
Utah	0.86%	41	1.25%	3	\$9,347	39	\$12,635	46	26.30%	8	64.73%	7	20.16%	9
Vermont	0.78%	38	0.82%	35	\$10,401	25	\$16,671	16	14.83%	46	53.01%	31	19.70%	12
Virginia	1.12%	51	1.28%	2	\$9,776	36	\$14,325	32	13.60%	47	61.93%	13	29.83%	1
Washington	0.32%	2	1.16%	6	\$12,302	8	\$16,689	15	21.45%	25	69.38%	3	26.64%	2
West Virginia	1.10%	50	0.85%	32	\$8,398	44	\$13,614	37	17.94%	42	49.64%	44	12.45%	46
Wisconsin	0.69%	30	1.10%	10	\$10,643	23	\$15,530	24	21.82%	24	55.12%	28	20.35%	8
Wyoming	0.66%	26	0.96%	18	\$10,356	28	\$14,889	27	26.03%	9	52.68%	32	13.96%	33
<b>U.S. TOTALS</b>	<b>0.71%</b>		<b>0.93%</b>		<b>\$10,861</b>		<b>\$15,650</b>		<b>21.29%</b>		<b>58.77%</b>		<b>17.70%</b>	

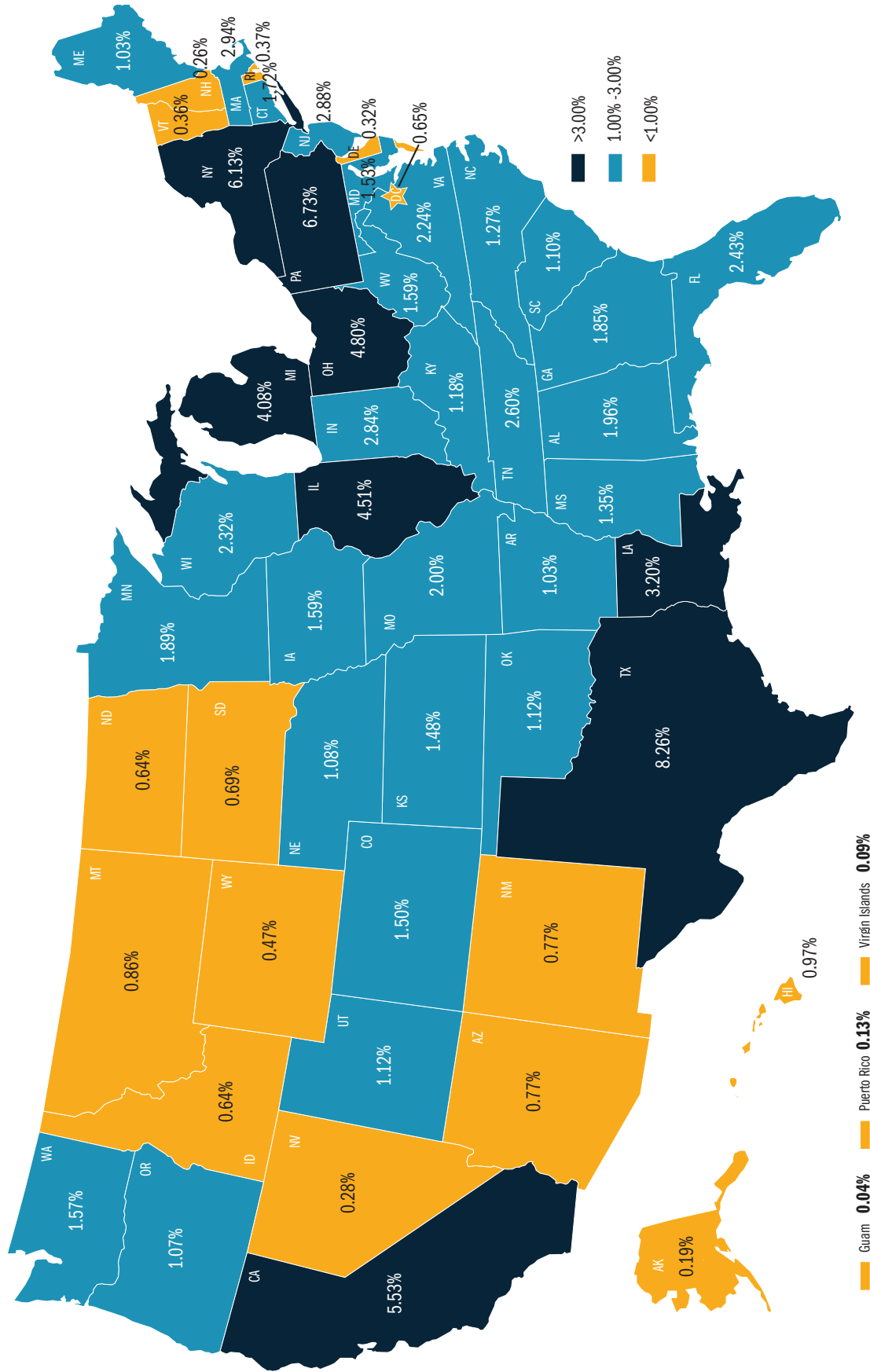
## CREDIT UNION NUMBERS BY STATE

FOR U.S. CREDIT UNIONS | DATA AS OF 12.31.19

State	State Rank	State Charters	Federal Charters	Total Credit Unions 12.31.19	Total Credit Unions 12.31.18	Change
Alabama	17	60	45	105	110	-5
Alaska	51	1	9	10	10	0
Arizona	39	17	24	41	42	-1
Arkansas	35	0	55	55	55	0
California	4	123	173	296	309	-13
Colorado	25	37	43	80	81	-1
Connecticut	20	28	64	92	95	-3
Delaware	48	0	17	17	17	0
District of Columbia	42	0	35	35	37	-2
Florida	13	67	63	130	132	-2
Georgia	19	48	51	99	100	-1
Hawaii	37	0	52	52	53	-1
Idaho	43	23	11	34	34	0
Illinois	6	188	53	241	253	-12
Indiana	11	39	113	152	154	-2
Iowa	21	83	2	85	89	-4
Kansas	26	60	19	79	80	-1
Kentucky	29	22	41	63	63	0
Louisiana	8	30	141	171	174	-3
Maine	36	12	43	55	55	0
Maryland	24	7	75	82	83	-1
Massachusetts	9	64	93	157	162	-5
Michigan	7	136	82	218	224	-6
Minnesota	18	67	34	101	107	-6
Mississippi	27	4	68	72	74	-2
Missouri	16	95	12	107	108	-1
Montana	38	10	36	46	50	-4
Nebraska	33	12	46	58	59	-1
Nevada	49	8	7	15	15	0
New Hampshire	50	10	4	14	15	-1
New Jersey	10	8	146	154	158	-4
New Mexico	40	19	22	41	41	0
New York	3	15	313	328	339	-11
North Carolina	28	31	37	68	71	-3
North Dakota	44	20	14	34	35	-1
Ohio	5	116	141	257	264	-7
Oklahoma	30	13	47	60	60	0
Oregon	34	21	36	57	58	-1
Pennsylvania	2	50	310	360	368	-8
Rhode Island	46	8	12	20	20	0
South Carolina	32	11	48	59	62	-3
South Dakota	41	0	37	37	37	0
Tennessee	12	79	60	139	140	-1
Texas	1	179	263	442	455	-13
Utah	31	29	31	60	62	-2
Vermont	47	13	6	19	19	0
Virginia	15	27	93	120	124	-4
Washington	23	52	32	84	85	-1
West Virginia	22	3	82	85	86	-1
Wisconsin	14	121	3	124	128	-4
Wyoming	45	0	25	25	26	-1
Guam, PR, VI	50	0	14	14	14	0
<b>U.S. TOTALS</b>		<b>2,066</b>	<b>3,283</b>	<b>5,349</b>	<b>5,492</b>	<b>-143</b>

# CONCENTRATION OF CREDIT UNIONS BY STATE

FOR U.S. CREDIT UNIONS | DATA AS OF 12.31.19



SOURCE: CALLAHAN & ASSOCIATES

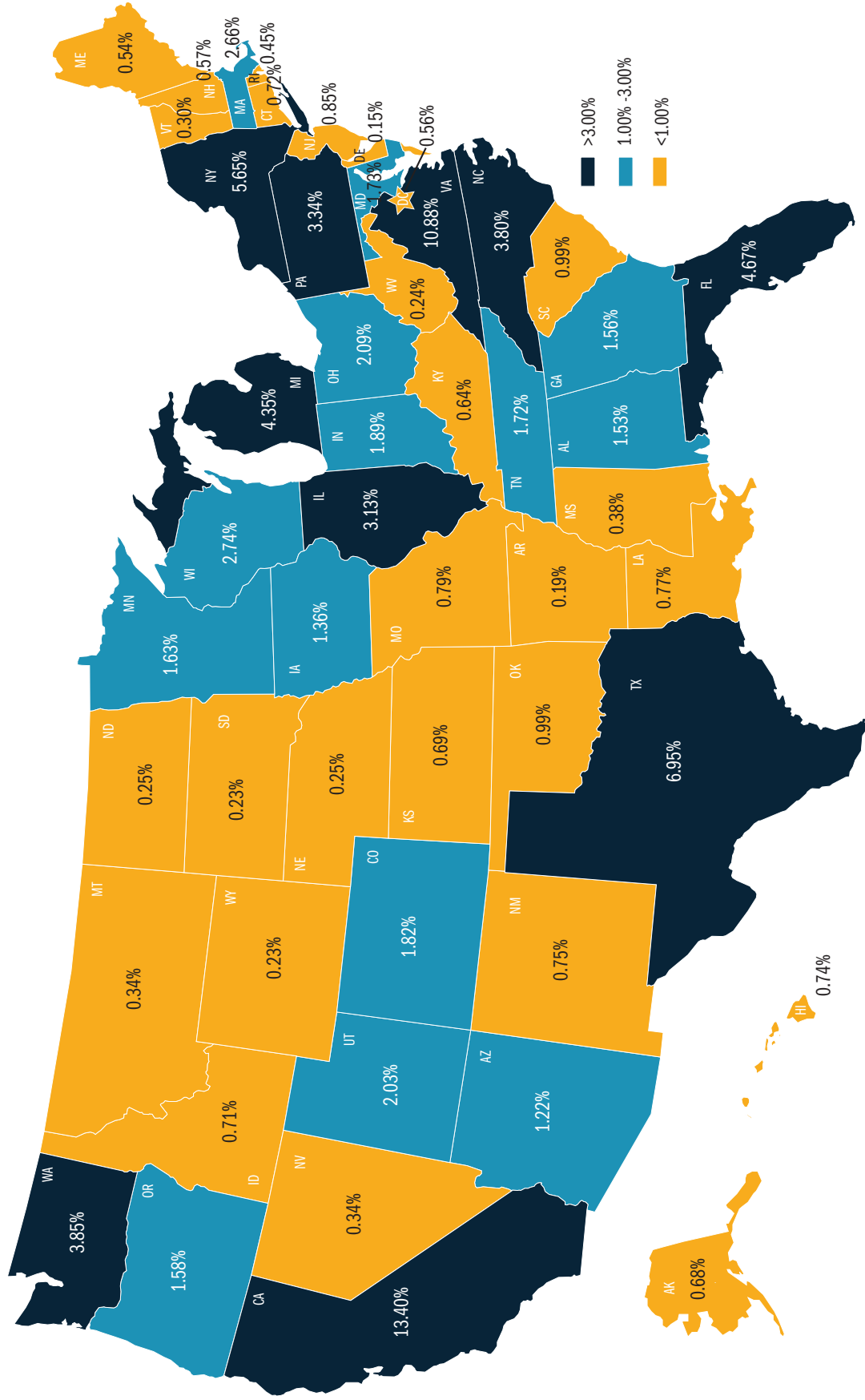
## CREDIT UNION ASSETS BY STATE

FOR U.S. CREDIT UNIONS | DATA AS OF 12.31.19

State	# CUs	State-Chartered Credit Union Assets	Federally Chartered Credit Union Assets	Total Assets	% U.S. Assets	Rank	Average Credit Union Size
Alabama	105	\$13,771,349,056	\$10,551,385,288	\$24,322,734,344	1.53%	22	\$231,645,089
Alaska	10	\$1,090,013,655	\$9,626,916,863	\$10,716,930,518	0.68%	35	\$1,071,693,052
Arizona	41	\$8,376,911,392	\$10,921,763,512	\$19,298,674,904	1.22%	24	\$470,699,388
Arkansas	55	\$0	\$3,062,323,262	\$3,062,323,262	0.19%	50	\$55,678,605
California	296	\$119,161,583,300	\$93,199,612,060	\$212,361,195,360	13.40%	1	\$717,436,471
Colorado	80	\$24,252,265,161	\$4,574,689,709	\$28,826,954,870	1.82%	16	\$360,336,936
Connecticut	92	\$7,229,611,482	\$4,200,852,521	\$11,430,464,003	0.72%	32	\$124,244,174
Delaware	17	\$0	\$2,383,570,320	\$2,383,570,320	0.15%	51	\$140,210,019
District of Columbia	35	\$0	\$8,913,694,628	\$8,913,694,628	0.56%	38	\$254,676,989
Florida	130	\$53,430,181,449	\$20,605,568,359	\$74,035,749,808	4.67%	5	\$569,505,768
Georgia	99	\$21,154,021,105	\$3,605,641,114	\$24,759,662,219	1.56%	21	\$250,097,598
Guam, PR, VI	14	\$0	\$1,497,520,359	\$1,497,520,359	0.09%	52	\$106,965,740
Hawaii	52	\$0	\$11,716,284,465	\$11,716,284,465	0.74%	31	\$225,313,163
Idaho	34	\$8,855,409,852	\$2,465,349,165	\$11,320,759,017	0.72%	33	\$332,963,501
Illinois	241	\$43,595,971,674	\$6,005,403,719	\$49,601,375,393	3.13%	10	\$205,814,836
Indiana	152	\$15,760,523,671	\$14,167,828,647	\$29,928,352,318	1.89%	15	\$196,897,055
Iowa	85	\$20,962,462,534	\$632,181,265	\$21,594,643,799	1.36%	23	\$254,054,633
Kansas	79	\$8,530,041,067	\$2,359,850,127	\$10,889,891,194	0.69%	34	\$137,846,724
Kentucky	63	\$4,533,643,728	\$5,551,864,267	\$10,085,507,995	0.64%	36	\$160,087,428
Louisiana	171	\$1,044,846,795	\$11,209,556,053	\$12,254,402,848	0.77%	29	\$71,663,175
Maine	55	\$2,375,723,095	\$6,152,762,721	\$8,528,485,816	0.54%	39	\$155,063,378
Maryland	82	\$6,063,606,914	\$21,331,040,923	\$27,394,647,837	1.73%	17	\$334,081,071
Massachusetts	157	\$18,758,293,482	\$23,393,395,822	\$42,151,689,304	2.66%	12	\$268,482,097
Michigan	218	\$54,702,735,663	\$14,176,718,636	\$68,879,454,299	4.35%	6	\$315,960,800
Minnesota	101	\$15,584,972,248	\$10,319,817,366	\$25,904,789,614	1.63%	19	\$256,483,065
Mississippi	72	\$681,337,504	\$5,408,752,224	\$6,090,089,728	0.38%	41	\$84,584,580
Missouri	107	\$11,457,279,267	\$1,027,601,123	\$12,484,880,390	0.79%	28	\$116,681,125
Montana	46	\$2,890,260,497	\$2,558,183,896	\$5,448,444,393	0.34%	42	\$118,444,443
Nebraska	58	\$770,205,948	\$3,118,432,219	\$3,888,638,167	0.25%	46	\$67,045,486
Nevada	15	\$4,831,065,892	\$607,844,448	\$5,438,910,340	0.34%	43	\$362,594,023
New Hampshire	14	\$8,641,841,280	\$313,500,272	\$8,955,341,552	0.57%	37	\$639,667,254
New Jersey	154	\$498,100,308	\$12,993,405,495	\$13,491,505,803	0.85%	27	\$87,607,181
New Mexico	41	\$3,086,592,221	\$8,767,395,762	\$11,853,987,983	0.75%	30	\$289,121,658
New York	328	\$11,998,965,319	\$77,503,702,452	\$89,502,667,771	5.65%	4	\$272,873,987
North Carolina	68	\$45,325,997,147	\$14,929,565,710	\$60,255,562,857	3.81%	8	\$886,111,218
North Dakota	34	\$3,595,694,716	\$395,398,934	\$3,991,093,650	0.25%	45	\$117,385,107
Ohio	257	\$23,546,206,477	\$9,508,509,167	\$33,054,715,644	2.09%	13	\$128,617,571
Oklahoma	60	\$2,621,542,912	\$13,022,344,317	\$15,643,887,229	0.99%	26	\$260,731,454
Oregon	57	\$21,046,960,749	\$4,027,061,950	\$25,074,022,699	1.58%	20	\$439,895,135
Pennsylvania	360	\$14,850,779,901	\$38,009,703,473	\$52,860,483,374	3.34%	9	\$146,834,676
Rhode Island	20	\$6,814,941,826	\$313,953,357	\$7,128,895,183	0.45%	40	\$356,444,759
South Carolina	59	\$639,493,126	\$15,023,602,080	\$15,663,095,206	0.99%	25	\$265,476,190
South Dakota	37	\$0	\$3,647,347,629	\$3,647,347,629	0.23%	48	\$98,576,963
Tennessee	139	\$13,528,784,351	\$13,673,427,611	\$27,202,211,962	1.72%	18	\$195,699,367
Texas	442	\$44,210,369,070	\$65,860,339,836	\$110,070,708,906	6.95%	3	\$249,028,753
Utah	60	\$1,871,820,836	\$30,316,239,082	\$32,188,059,918	2.03%	14	\$536,467,665
Vermont	19	\$1,517,590,667	\$3,221,407,059	\$4,738,997,726	0.30%	44	\$249,420,933
Virginia	120	\$9,640,796,422	\$162,841,508,962	\$172,482,305,384	10.88%	2	\$1,437,352,545
Washington	84	\$57,293,596,905	\$3,753,694,219	\$61,047,291,124	3.85%	7	\$726,753,466
West Virginia	85	\$78,831,647	\$3,665,219,357	\$3,744,051,004	0.24%	47	\$44,047,659
Wisconsin	124	\$41,069,474,717	\$2,299,402,175	\$43,368,876,892	2.74%	11	\$349,749,007
Wyoming	25	\$0	\$3,566,540,069	\$3,566,540,069	0.23%	49	\$142,661,603
<b>U.S. TOTALS</b>	<b>5,349</b>	<b>\$781,742,697,028</b>	<b>\$802,999,674,049</b>	<b>\$1,584,742,371,077</b>			<b>\$296,268,905</b>

# CONCENTRATION OF CREDIT UNION ASSETS BY STATE

FOR U.S. CREDIT UNIONS | DATA AS OF 12.31.19



SOURCE: CALLAHAN & ASSOCIATES



## DEPOSIT MARKET SHARE BY STATE

FOR U.S. CREDIT UNIONS | DATA AS OF 06.30.19

State	Credit Union Market Share 06.30.19	Credit Union Market Share 06.30.18	Change In Credit Union Market Share*	Credit Union Deposits (In Millions)	All Other Deposits** (In Millions)
Alabama	16.4%	16.6%	-0.2%	\$21,104	\$107,614
Alaska	34.1%	29.9%	4.3%	\$6,113	\$11,802
Arizona	12.7%	12.8%	-0.1%	\$20,711	\$141,852
Arkansas	4.8%	4.9%	-0.1%	\$3,586	\$71,018
California	10.9%	10.6%	0.3%	\$175,739	\$1,437,128
Colorado	16.1%	15.4%	0.7%	\$27,462	\$142,645
Connecticut	7.4%	7.4%	0.0%	\$11,181	\$139,822
Delaware	0.6%	0.5%	0.0%	\$2,163	\$379,061
District of Columbia	20.5%	20.5%	0.0%	\$13,768	\$53,321
Florida	10.4%	9.9%	0.5%	\$70,421	\$603,547
Georgia	10.5%	9.7%	0.8%	\$29,673	\$252,129
Hawaii	21.3%	21.4%	-0.1%	\$12,110	\$44,827
Idaho	28.8%	28.0%	0.8%	\$10,906	\$26,902
Illinois	6.9%	5.6%	1.3%	\$37,124	\$498,468
Indiana	15.1%	15.2%	-0.1%	\$24,541	\$137,928
Iowa	15.9%	15.4%	0.5%	\$17,024	\$90,036
Kansas	10.0%	9.2%	0.8%	\$8,510	\$76,435
Kentucky	11.2%	10.8%	0.4%	\$10,678	\$84,253
Louisiana	9.8%	9.5%	0.3%	\$11,569	\$106,472
Maine	19.0%	19.5%	-0.5%	\$7,461	\$31,806
Maryland	15.2%	14.8%	0.4%	\$26,881	\$149,666
Massachusetts	7.3%	7.4%	-0.1%	\$32,299	\$407,502
Michigan	19.4%	19.2%	0.2%	\$54,348	\$225,498
Minnesota	8.5%	8.4%	0.1%	\$21,890	\$236,473
Mississippi	9.8%	9.7%	0.1%	\$5,968	\$55,129
Missouri	6.4%	6.4%	0.0%	\$11,587	\$170,396
Montana	15.9%	16.3%	-0.3%	\$4,641	\$24,459
Nebraska	8.4%	7.3%	1.1%	\$5,643	\$61,909
Nevada	3.2%	2.9%	0.3%	\$8,702	\$266,621
New Hampshire	20.4%	20.2%	0.3%	\$9,081	\$35,401
New Jersey	4.1%	4.1%	0.0%	\$14,683	\$342,830
New Mexico	25.0%	24.5%	0.4%	\$10,722	\$32,216
New York	4.1%	4.0%	0.1%	\$71,604	\$1,705,611
North Carolina	13.6%	12.6%	0.9%	\$57,311	\$364,693
North Dakota	10.3%	10.4%	-0.1%	\$3,381	\$29,493
Ohio	7.1%	7.3%	-0.3%	\$28,072	\$369,148
Oklahoma	12.5%	12.9%	-0.5%	\$13,170	\$92,487
Oregon	23.5%	23.4%	0.1%	\$24,511	\$79,889
Pennsylvania	10.0%	10.2%	-0.1%	\$46,406	\$415,920
Rhode Island	16.3%	13.5%	2.8%	\$6,060	\$31,063
South Carolina	14.4%	14.0%	0.4%	\$15,051	\$89,384
South Dakota	0.4%	0.6%	-0.1%	\$3,058	\$691,988
Tennessee	12.1%	11.7%	0.4%	\$22,038	\$160,289
Texas	10.1%	9.8%	0.3%	\$99,044	\$878,053
Utah	4.4%	4.5%	0.0%	\$26,577	\$575,284
Vermont	21.1%	21.6%	-0.5%	\$3,662	\$13,723
Virginia	12.4%	12.0%	0.4%	\$47,551	\$335,276
Washington	25.2%	23.7%	1.5%	\$55,405	\$164,540
West Virginia	8.4%	8.6%	-0.2%	\$3,157	\$34,230
Wisconsin	18.1%	17.1%	1.0%	\$33,496	\$151,092
Wyoming	13.4%	12.9%	0.4%	\$2,484	\$16,082
<b>U.S. AVERAGE</b>	<b>9.26%</b>	<b>9.03%</b>	<b>0.23%</b>	<b>\$1,290,326</b>	<b>\$12,643,406</b>

\* CHANGE IN MARKET SHARE CALCULATED AS NET CHANGE (2Q19 MARKET SHARE LESS 2Q16 MARKET SHARE).

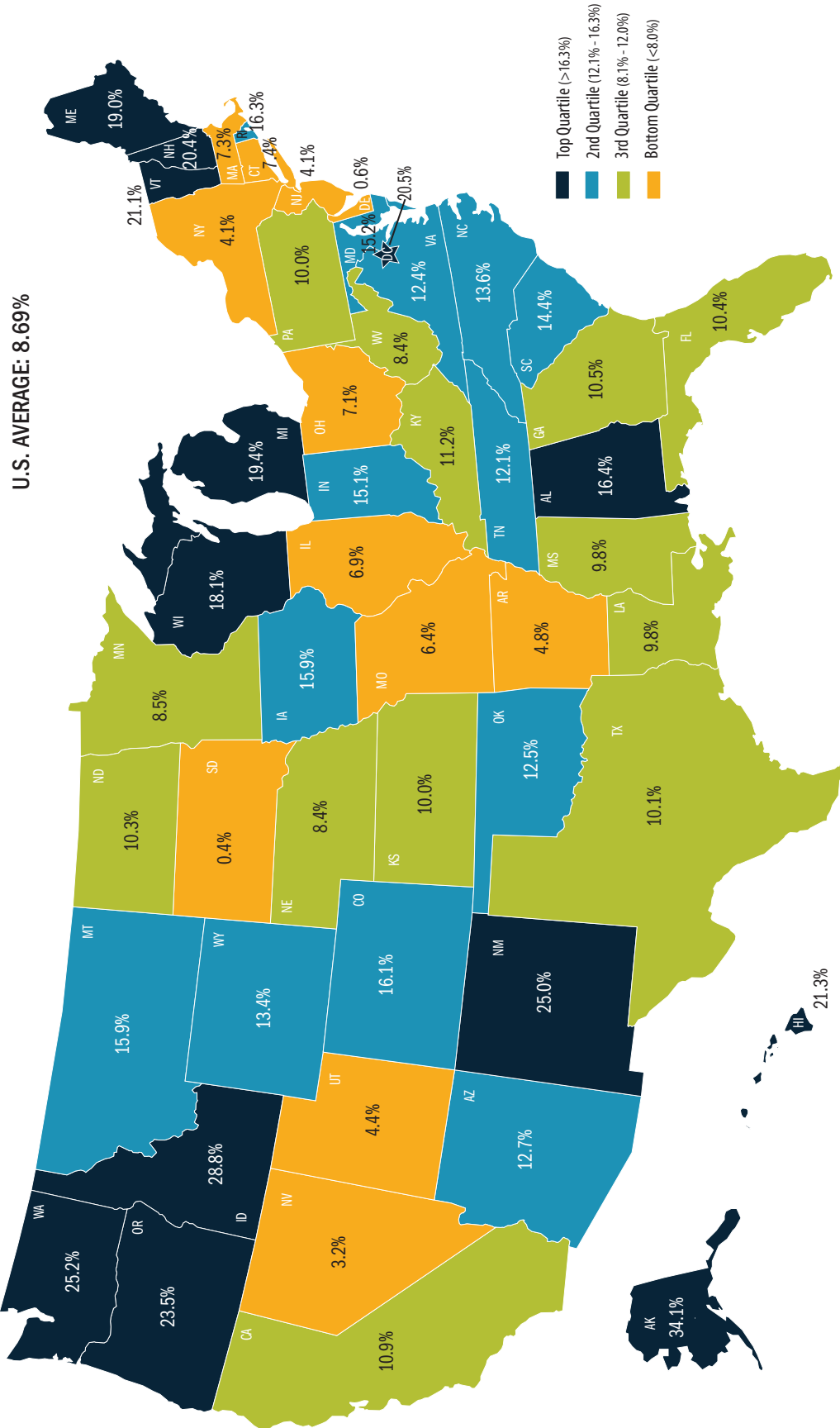
\*\* TOTAL DEPOSITS FOR OTHER FINANCIAL INSTITUTIONS IN THE STATE, EXCLUDES CREDIT UNIONS.

SOURCE: CALLAHAN &amp; ASSOCIATES | FDIC

ANNUAL CREDIT UNION DIRECTORY — VOLUME 35 | CALLAHAN.COM

## DEPOSIT MARKET SHARE BY STATE

FOR U.S. CREDIT UNIONS | DATA AS OF 12.31.19

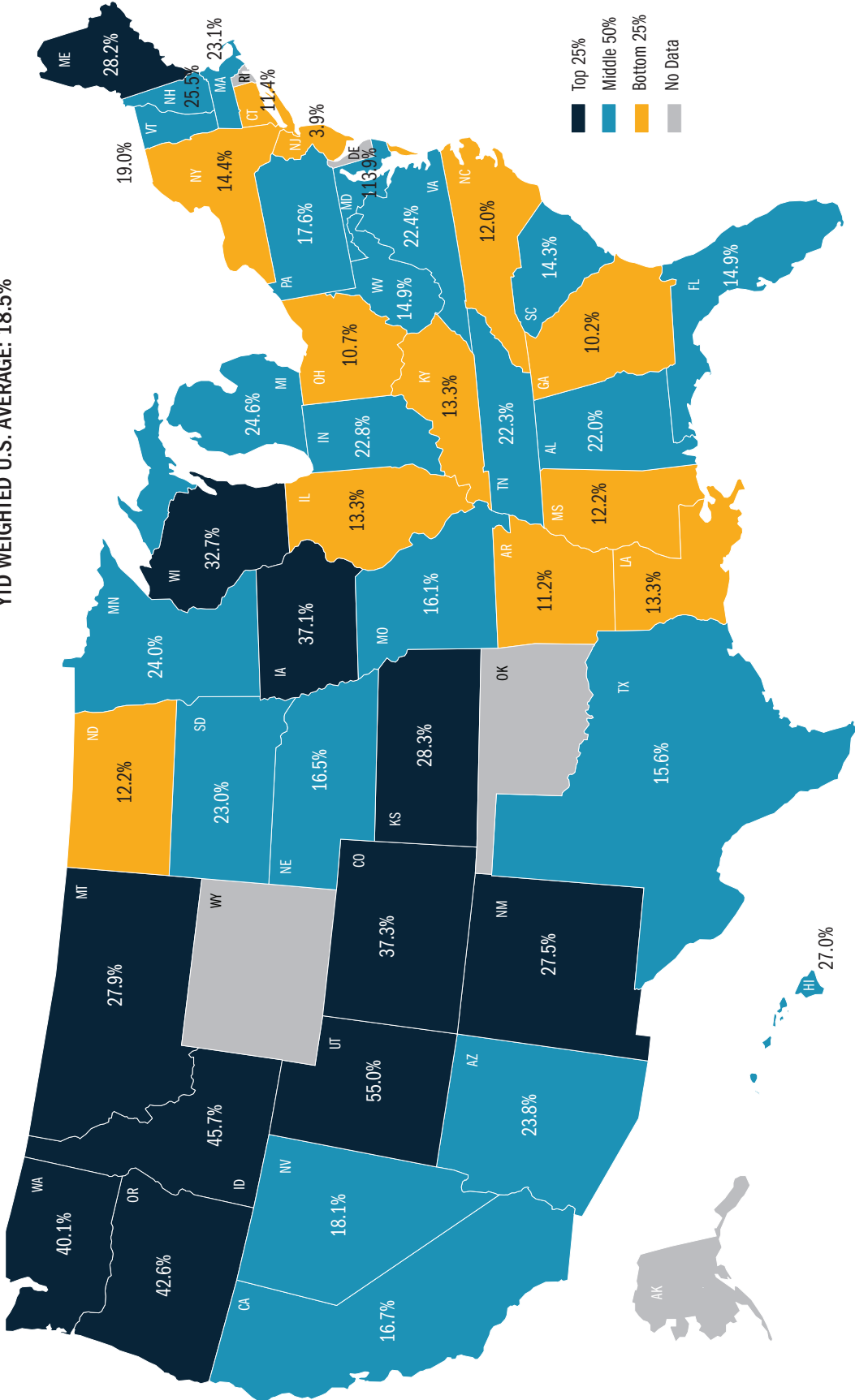


SOURCE: CALLAHAN & ASSOCIATES | FDIC

# YTD AUTO LOAN ORIGINATION MARKET SHARE

FOR U.S. CREDIT UNIONS | DATA AS OF 12.31.19

YTD WEIGHTED U.S. AVERAGE: 18.5%

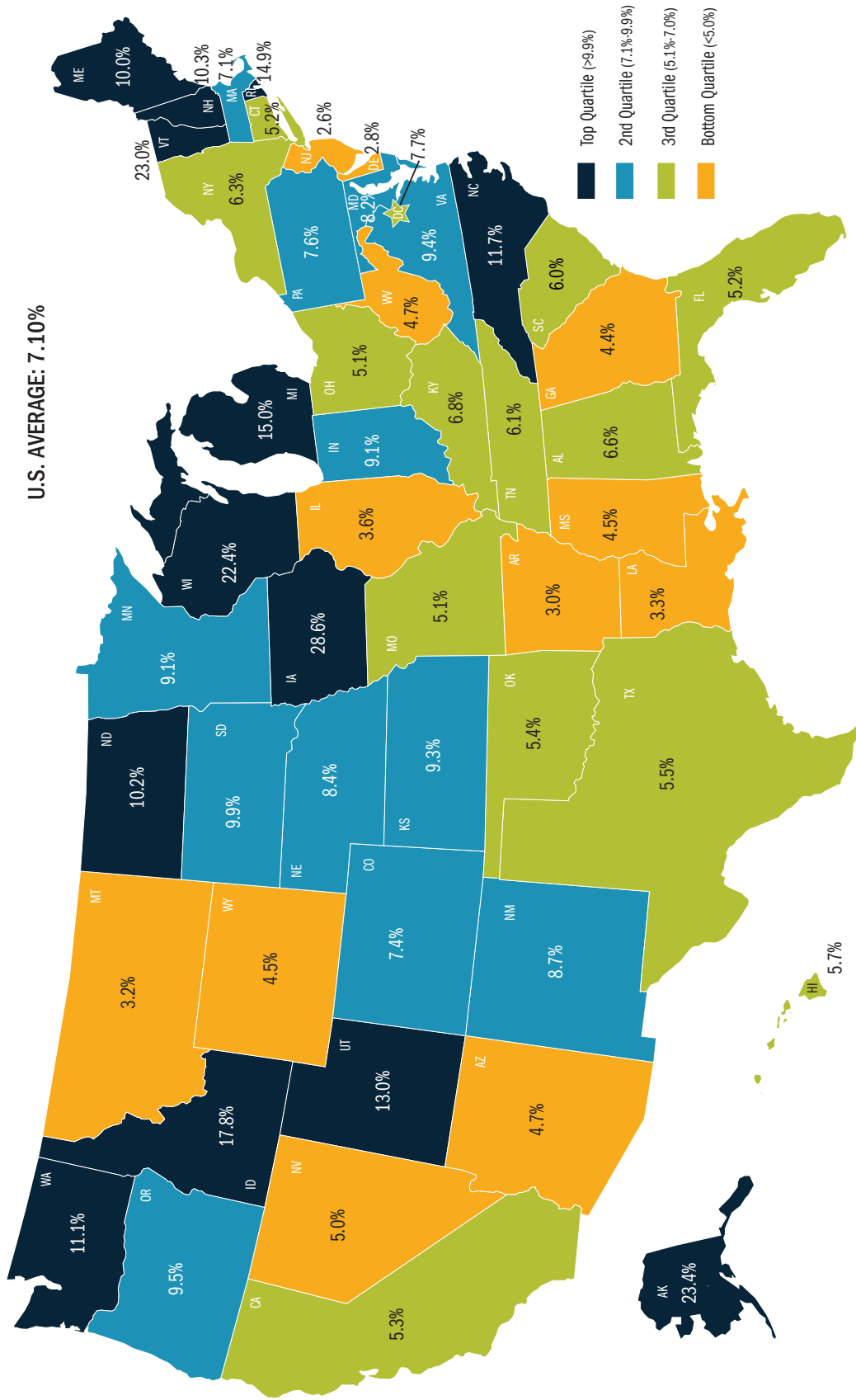


- Top 25%
- Middle 50%
- Bottom 25%
- No Data

SOURCE: CALLAHAN & ASSOCIATES | EXPERIAN AUTOMOTIVE

# CREDIT UNION 1ST MORTGAGE ORIGINATION MARKET SHARE BY STATE

FOR U.S. CREDIT UNIONS | DATA AS OF 12.31.18



SOURCE: CALLAHAN & ASSOCIATES

## 25 LARGEST MSAs BY CREDIT UNION 1ST MORTGAGE MARKET SHARE

FOR U.S. CREDIT UNIONS | DATA AS OF 12.31.18

Rk.	Metropolitan Statistical Area	CU 1st Mortgage Market Share* (12.31.18)	CU 1st Mortgage Originations (\$000s)	YOY Change In CU 1st Mortgage Originations	Total 1st Mortgage Origination (\$000s)	YOY Change In Total 1st Mortgage Originations
1	Waterloo-Cedar Falls, IA	58.7%	\$387,100	33.2%	\$659,000	11.2%
2	Cedar Rapids, IA	49.1%	\$671,275	22.6%	\$1,366,075	5.1%
3	Dubuque, IA	42.6%	\$165,400	13.4%	\$388,445	-7.0%
4	Iowa City, IA	42.1%	\$474,155	21.8%	\$1,126,240	12.5%
5	Menomonie, WI	37.6%	\$57,020	12.0%	\$151,545	11.0%
6	La Crosse-Onalaska, WI-MN	37.2%	\$248,235	19.0%	\$668,195	14.5%
7	Davenport-Moline-Rock Island, IA-IL	36.6%	\$509,985	15.1%	\$1,394,835	0.8%
8	Binghamton, NY	35.8%	\$159,390	41.8%	\$445,620	27.6%
9	Saginaw, MI	35.4%	\$145,830	-5.2%	\$412,400	3.3%
10	Corning, NY	35.0%	\$67,100	18.3%	\$191,590	6.4%
11	Eau Claire, WI	34.7%	\$261,055	17.6%	\$751,810	2.9%
12	Kalamazoo-Portage, MI	34.4%	\$489,775	11.0%	\$1,424,945	5.1%
13	Pocatello, ID	33.1%	\$134,370	27.7%	\$405,855	27.7%
14	Appleton, WI	32.9%	\$381,360	-12.7%	\$1,158,310	-19.5%
15	Kingsport-Bristol, TN-VA	31.9%	\$278,215	26.9%	\$873,040	10.9%
16	Midland, MI	31.5%	\$98,385	19.9%	\$311,955	7.6%
17	Bay City, MI	31.4%	\$72,065	12.2%	\$229,655	1.0%
18	Madison, WI	31.0%	\$1,408,015	27.9%	\$4,535,350	1.7%
19	Burlington-South Burlington, VT	30.9%	\$392,000	-9.1%	\$1,268,380	-0.9%
20	Blackfoot, ID	29.9%	\$53,120	19.5%	\$177,740	28.0%
21	Oshkosh-Neenah, WI	29.5%	\$200,905	-13.0%	\$680,960	-5.0%
22	Albany-Schenectady-Troy, NY	29.4%	\$1,077,675	15.0%	\$3,671,090	10.6%
23	Rexburg, ID	29.2%	\$76,775	47.5%	\$263,100	30.2%
24	Battle Creek, MI	29.0%	\$105,035	3.0%	\$362,270	6.6%
25	Utica-Rome, NY	28.5%	\$176,245	4.9%	\$618,935	14.2%
<b>TOTALS</b>		<b>7.1%</b>	<b>\$142,215,343</b>	<b>14.8%</b>	<b>\$1,991,788,703</b>	<b>3.7%</b>

\* FOR MSAs WITH AT LEAST \$150M IN TOTAL FIRST MORTGAGE ORIGINATIONS.

SOURCE: CALLAHAN & ASSOCIATES  FFIEC/HMDA

# The Digital Difference Starts Here. **Your Possibilities Delivered.™**



Digital payments are about more than convenience, they're about connecting. PSCU has a broad range of solutions that help make a difference in the lives of your members. Our digital banking and analytics platforms are at the forefront of innovation, connecting members with a world of new possibilities.

Payments • Risk Management • Digital Banking • Analytics • Loyalty  
Mobile • 24/7/365 Contact Center • Strategic Consulting

**PSCU**

pscu.com  
844.367.7728

## CREDIT UNION MERGERS

FOR U.S. MERGED CREDIT UNIONS | DATA FOR 01.01.19–12.31.19

Month	Merged Credit Union	State	Merged Assets	Continuing Credit Union	State	Continuing Assets	
January 2019	PROGRESSIVE	NY	\$325,561,761	PENTAGON	VA	\$24,484,750,927	
	CHADWICK	MA	\$21,426,377	CITY OF BOSTON	MA	\$391,018,610	
	MILL CITY CREDIT UNION	MN	\$331,997,421	CITY & COUNTY	MN	\$548,804,427	
	OAKLAND COUNTY	MI	\$527,318,918	VIBE	MI	\$361,698,378	
	HAMILTON	CA	\$20,781,351	COMMUNITY FIRST	CA	\$498,817,513	
	AURORA	WI	\$57,467,787	EDUCATORS	WI	\$1,993,670,393	
	CENTRALALLIANCE	WI	\$72,515,434	COVANTAGE	WI	\$1,645,093,652	
February 2019	GREAT LAKES	OH	\$22,556,483	SUPERIOR CREDIT UNION, INC	OH	\$917,551,825	
	BRIDGEWATER	MA	\$378,870,669	MERRIMACK VALLEY	MA	\$630,368,872	
	AUTO CLUB	CA	\$27,619,100	CERTIFIED	CA	\$567,543,012	
	AUGUSTA VAH	GA	\$71,689,162	SRP	SC	\$927,897,788	
	GENERATIONS FAMILY	MI	\$28,150,789	TEAM ONE	MI	\$518,980,153	
	I TRUST	TN	\$22,210,858	MEMPHIS CITY EMPLOYEES	TN	\$301,196,523	
	March 2019	WIREGRASS	AL	\$49,761,568	ALL IN	AL	\$1,278,254,147
WEST SPRINGFIELD		MA	\$28,600,621	FREEDOM	MA	\$477,578,498	
C B S EMPLOYEES		CA	\$21,037,558	UNIVERSITY	CA	\$654,577,105	
ALLSTEEL		IL	\$20,347,552	FOX VALLEY	IL	\$27,005,865	
YORK COUNTY		ME	\$337,593,211	ATLANTIC REGIONAL	ME	\$396,856,387	
INCENTA		OH	\$91,359,530	PATHWAYS FINANCIAL	OH	\$300,705,000	
April 2019		NORTHEASTERN UNIVERSITY	MA	\$21,839,438	CITY OF BOSTON	MA	\$420,764,548
	NBC (N.Y.) EMPLOYEES	NY	\$32,861,000	XCEL	NJ	\$164,155,630	
	DESERT COMMUNITIES	CA	\$30,594,198	ARROWHEAD CENTRAL	CA	\$1,423,390,465	
	SOO LINE	MN	\$39,624,079	CENTRAL MINNESOTA	MN	\$1,105,990,945	
	MCGRAW HILL	NJ	\$419,654,167	PENTAGON	VA	\$24,405,332,993	
	CEDARS-SINAI	CA	\$30,384,721	CU OF SOUTHERN CALIFORNIA	CA	\$1,511,361,269	
	June 2019	UPPER MICHIGAN COMMUNITY	MI	\$38,048,650	EMBERS	MI	\$186,256,714
PRICE CHOPPER EMPLOYEES		NY	\$21,020,472	SUNMARK	NY	\$678,317,209	
ENTRUST FINANCIAL		VA	\$77,401,518	MARTINSVILLE DUPONT EMP	VA	\$418,471,802	
July 2019		CONSTELLATION	VA	\$215,767,058	NORTHWEST	VA	\$3,381,987,993
		August 2019	METRO NORTH	MI	\$48,306,002	BIRMINGHAM-BLOOMFIELD	MI
September 2019		INSPIRUS	WA	\$1,378,494,371	GESA	WA	\$2,183,944,925
		FME	MI	\$66,295,457	COMMUNITY CHOICE	MI	\$1,110,946,914
	HANESBRANDS	NC	\$42,689,032	MEMBERS	NC	\$292,498,583	
	ERIE METRO	NY	\$39,065,128	FINANCIAL TRUST	NY	\$84,338,702	
	October 2019	THE PARTNERSHIP	DC	\$143,106,742	NASA	MD	\$2,814,874,099
	CORNERSTONE COMMUNITY	IA	\$20,543,773	VIBRANT	IL	\$757,637,609	
	November 2019	HAWAII PACIFIC	HI	\$47,506,893	ALOHA PACIFIC	HI	\$895,544,294
DEER VALLEY		AZ	\$254,146,355	CANYON STATE	AZ	\$184,092,651	
FAIRPORT		NY	\$41,660,252	FINGER LAKES	NY	\$123,458,903	
December 2019		OREGON PIONEER	OR	\$24,114,940	HAPO COMMUNITY	WA	\$1,773,456,526
MAGNIFY		FL	\$80,259,676	PENTAGON	VA	\$24,766,867,083	
TURBINE		SC	\$24,693,221	SELF-HELP	NC	\$1,045,535,765	
ELECTRUS		MN	\$63,065,289	SPIRE	MN	\$1,156,553,450	
SOUTH FLORIDA	FL	\$27,347,355	GUARDIANS	FL	\$174,065,168		

## PURCHASES & ASSUMPTIONS

FOR U.S. CREDIT UNIONS | DATA FOR 01.01.19-12.31.19

Date Of Acquisition	Purchased Credit Union	State	Assets At Last Call Report Filing	Assuming Credit Union	State	Continuing Assets
03.29.19	C B S Employees	CA	\$210,037,558	University	CA	\$654,577,105

## CREDIT UNION CHARTER CONVERSIONS

### STATE TO FEDERAL CHARTER CONVERSIONS

FOR U.S. CREDIT UNIONS | DATA FOR 01.01.19-12.31.19

Old Charter No.	New Charter No.	Region	Name	City	State	Assets	Date
65504	24911	1	Northampton Area School Dist. Emp.	Northampton	PA	\$9,072,572	06.30.19
67746	24912	1	Premier Source	East Longmeadow	MA	\$61,072,968	06.30.19
67418	24913	1	Coastal New England	New Bedford	MA	\$18,487,597	09.30.19
63283	24914	3	Meritrust	Wichita	KS	\$1,266,606,725	09.30.19
64546	24916	3	I.L.W.U.	Long Beach	CA	\$291,946,583	09.30.19

### FEDERAL TO STATE CHARTER CONVERSIONS

FOR U.S. CREDIT UNIONS | DATA FOR 01.01.19-12.31.19

Old Charter No.	New Charter No.	Region	Name	City	State	Assets	Date
2734	68700	3	Potlatch No 1	Lewiston	ID	\$1,260,851,949	03.31.19
13867	68701	2	Auburn University	Auburn	AL	\$178,719,736	03.31.19
1976	68702	2	Addition Financial	Lake Mary	FL	\$2,001,706,056	06.30.19
10848	68703	1	Jolt	Saginaw	MI	\$342,572,865	06.30.19
15802	68705	1	Hudson Valley	Poughkeepsie	NY	\$5,351,287,681	12.31.19
1213	68706	2	Orlando	Orlando	FL	\$247,618,580	12.31.19

## CREDIT UNION INSURANCE CONVERSIONS

### STATE-CHARTERED FEDERALLY INSURED TO STATE-CHARTERED COOPERATIVELY INSURED

FOR U.S. CREDIT UNIONS | DATA FOR 01.01.19-12.31.19

Old Charter No.	New Charter No.	Region	Name	City	State	Assets	Date
66827	97111	1	Abbey	Vandalia	OH	\$93,419,849	06.30.19

### STATE-CHARTERED COOPERATIVELY INSURED TO STATE-CHARTERED FEDERALLY INSURED

FOR U.S. CREDIT UNIONS | DATA FOR 01.01.19-12.31.19

Old Charter No.	New Charter No.	Region	Name	City	State	Assets	Date
96753	68707	1	Cardinal Credit Union, Inc.	Mentor	OH	\$236,222,494	12.31.19



## NEW CREDIT UNION CHARTERS

FOR U.S. CREDIT UNIONS | DATA FOR 01.01.19-12.31.19

Date Approved	Charter Number	Region	Name	City	State	Assets
03.25.19	24910	2	Otoe-Missouria	Red Rock	OK	\$1,531,336
08.14.19	24915	1	Maine Harvest	Unity	ME	\$2,067,930

## CREDIT UNION NAME CHANGES

FOR U.S. CREDIT UNIONS >\$20M IN ASSETS | DATA FOR 01.01.19-04.01.20

Old Name	New Name	Charter Date	Location	Assets As Of 12.31.19
20th Century Fox	Fox	1965	Los Angeles, CA	\$47,989,163
Akron Firefighters'	Akron Fire Police	1936	Akron, OH	\$28,854,997
Alliance	Excite	1952	San Jose, CA	\$513,820,756
American United Family Of Credit Unions	American United	1952	West Jordan, UT	\$266,007,372
Anheuser-Busch Employees	Together	1939	Saint Louis, MO	\$1,825,507,133
Army Aviation Center	All In	1966	Daleville, AL	\$1,514,223,269
ASI	Onpath	1961	Harahan, LA	\$349,969,430
Ballad	Beacon Financial	1953	Johnson City, TN	\$24,205,960
Box Elder County	Elevate	1954	Brigham City, UT	\$145,675,398
Catholic	Jolt	1956	Saginaw, MI	\$342,572,865
Central Florida Educators	Addition Financial	1937	Lake Mary, FL	\$2,001,706,056
Cincinnati Central	Trupartner	1937	Cincinnati, OH	\$154,420,392
Coalition Of Union Labor	Midwest Coalition Of Labor	1974	Countryside, IL	\$54,680,648
Community C.U. Of SO. Humboldt	Vocality Community	1980	Garberville, CA	\$129,877,872
CU Community	Multipli	1934	Springfield, MO	\$116,809,180
Department Of The Interior	Interior	1935	Washington, DC	\$233,277,704
Dort	Dort Financial	1951	Grand Blanc, MI	\$1,005,502,000
Fairfax County	Nextmark	1958	Fairfax, VA	\$502,465,552
Fort Knox	Abound	1950	Radcliff, KY	\$1,660,163,498
GEMC	Go Energy Financial	1969	Tucker, GA	\$128,481,561
Greater Niles Community	Circle	1975	Niles, MI	\$71,746,775
Greensboro Postal	Greensboro	1928	Greensboro, NC	\$20,780,706
Iam Community	Solutions First	1964	Enterprise, AL	\$32,956,310
Kentucky Employees	Expree	1938	Frankfort, KY	\$81,243,097
Kern Schools	Valley Strong	1940	Bakersfield, CA	\$1,797,260,753
McCone County	Grasslands	1956	Circle, MT	\$81,396,059
Missoula	Clearwater	1956	Missoula, MT	\$564,403,832
Montgomery County Employees	Skypoint	1968	Germantown, MD	\$158,201,786
My Personal	Bloom	1951	Wyoming, MI	\$143,808,009
Nascoga	4U	1956	Gainesville, TX	\$103,569,843
Nassau Educators	Jovia Financial	1938	Westbury, NY	\$3,481,965,990
New Castle County School Emp	EDU	1953	New Castle, DE	\$42,351,962
Northeast Arkansas	Success	1959	Blytheville, AR	\$129,708,769
Point Loma	Mypoint	1948	San Diego, CA	\$527,832,346
Register Guard Employees	Emerald Empire	1954	Springfield, OR	\$23,918,597
S.F. Police	The Police Credit Union of California	1958	San Bruno, CA	\$938,858,822
Saginaw Medical	Health Advantage	1970	Saginaw, MI	\$141,819,859
School Employees Lorain County	Achieve	1958	Elyria, OH	\$156,783,321
Services Center	Explorers	1962	Yankton, SD	\$72,715,690
Southern Mississippi	CenturyFirst	1956	Hattiesburg, MS	\$49,034,496
Spokane	Canopy	1956	Spokane, WA	\$157,928,108
Ticonderoga	TrailNorth	1954	Ticonderoga, NY	\$112,690,077
Tradesmen Community	Journey	1954	Des Moines, IA	\$59,622,894
UNI	Unite	1955	Cedar Falls, IA	\$21,681,752
United Advantage NW	United Trades	1955	Tualatin, OR	\$44,334,873
University Of Iowa Community	Greenstate	1938	North Liberty, IA	\$5,757,174,429
Vons Employees	Certified	1954	El Monte, CA	\$618,576,125
Washington Gas Light	TruEnergy	1939	Springfield, VA	\$123,738,989
Wepawaug-Flagg	Crosspoint	1936	Hamden, CT	\$121,099,969
Woburn Municipal	Common Trust	1966	Woburn, MA	\$44,339,629

ALABAMA CREDIT UNIONS | DATA AS OF 12.31.19

	2015	2016	2017	2018	2019	2019 Growth	5-Year CAGR
<b>Number of Credit Unions</b>	<b>115</b>	<b>115</b>	<b>113</b>	<b>110</b>	<b>105</b>	<b>-4.55%</b>	<b>-1.80%</b>
<b>Number of Members</b>	1,943,349	1,970,974	1,991,946	2,063,835	2,165,329	<b>4.92%</b>	<b>2.19%</b>
<b>Total Assets (\$000)</b>	\$20,168,059	\$21,299,895	\$22,139,609	\$22,549,903	\$24,322,734	<b>7.86%</b>	<b>3.82%</b>
<b>Total Shares (\$000)</b>	\$17,365,320	\$18,252,507	\$18,914,849	\$19,741,068	\$21,144,303	<b>7.11%</b>	<b>4.02%</b>
<b>Total Loans (\$000)</b>	\$9,253,169	\$10,272,627	\$11,265,900	\$12,476,323	\$13,548,811	<b>8.60%</b>	<b>7.93%</b>
<b>Total Capital (\$000)</b>	\$2,318,275	\$2,376,332	\$2,541,943	\$2,672,504	\$2,993,566	<b>12.01%</b>	<b>5.25%</b>

CH#	CREDIT UNION	CITY	PHONE	CEO	RANK	ASSETS (\$000)	LOANS (\$000)	MEMBERS	SHARE GROWTH	LOAN GROWTH	NET WORTH RATIO
64232	1ST RESOURCE	Birmingham	(205) 944-1192	Rick Miller	45	\$39,459	\$30,267	2,294	-0.56%	5.34%	11.37%
16500	ACIPCO	Birmingham	(205) 328-4371	Jo Alvis	25	\$159,843	\$125,360	7,979	1.05%	0.74%	14.96%
60823	ALABAMA	Tuscaloosa	(251) 974-5944	Steve Swofford	6	\$939,531	\$586,637	93,432	7.87%	15.44%	10.54%
60712	ALABAMA CENTRAL	Birmingham	(205) 510-1300	Brad Haddock	26	\$152,863	\$123,646	17,626	11.73%	0.47%	8.87%
64603	ALABAMA LAW ENFORCEMENT	Birmingham	(205) 583-4632	Lavelle Noblitt	69	\$15,535	\$10,282	2,021	13.08%	1.72%	12.81%
68595	ALABAMA ONE	Tuscaloosa	(205) 759-1595	Bill Wells	10	\$630,401	\$373,453	62,716	2.63%	17.99%	11.03%
64645	ALABAMA POSTAL	Birmingham	(205) 252-4812	Billy Lawley	84	\$6,451	\$2,550	822	-15.66%	9.60%	35.06%
65402	ALABAMA RIVER	Monroeville	(251) 575-2921	Sharon Downing	63	\$17,993	\$6,529	2,071	-1.40%	17.60%	12.03%
68624	ALABAMA RURAL ELECTRIC	Montgomery	(334) 215-7328	Jane Boysen	47	\$34,519	\$24,471	3,723	2.67%	8.03%	12.40%
67252	ALABAMA TEACHERS	Gadsden	(256) 543-7040	Ron Summerall	15	\$343,754	\$258,047	26,881	14.25%	5.73%	12.58%
60934	ALATRUST	Hoover	(205) 581-8800	Steve Nix	29	\$140,792	\$73,834	11,800	2.84%	9.58%	13.99%
17642	ALL IN	Daleville	(334) 598-4411	Bobby Michael	4	\$1,514,223	\$1,134,702	128,556	19.17%	29.45%	12.36%
24534	AMERICA'S FIRST	Birmingham	(205) 320-4000	William Connor	3	\$1,682,540	\$1,329,695	174,652	6.20%	13.20%	11.74%
23990	ANDALUSIA MILLS EMP. CREDIT ASSOC.	Andalusia	(334) 427-3616	Tina Gantt	95	\$2,872	\$660	1,057	4.26%	-16.75%	24.00%
11975	ANG	Birmingham	(205) 841-4525	Horace Hulsey	60	\$20,258	\$7,667	1,943	-1.54%	4.85%	8.65%
6680	AOD	Bynum	(256) 237-9494	Virginia Bowen	17	\$325,066	\$171,375	33,862	8.75%	-1.66%	14.05%
62728	APCO EMPLOYEES	Birmingham	(205) 226-6800	Derrick Ragland	2	\$3,006,802	\$841,782	71,800	2.79%	-0.02%	12.43%
64598	ASE	Montgomery	(334) 270-9011	Michael Hart	18	\$323,920	\$200,521	42,717	10.66%	0.57%	10.98%
68701	AUBURN UNIVERSITY	Auburn	(334) 844-4120	Henry Armstrong	23	\$178,720	\$74,012	16,998	-0.72%	3.76%	12.25%
68583	AVADIAN	Birmingham	(205) 985-2828	Linda Cencula	8	\$867,917	\$595,238	83,592	10.38%	4.60%	10.82%
68224	AZALEA CITY	Mobile	(251) 316-0000	Olabode Anise	52	\$27,519	\$18,105	3,632	-0.29%	-6.26%	14.08%
13329	BALDWIN COUNTY	Bay Minette	(251) 937-0334	Gary Townsend	56	\$24,580	\$11,398	2,553	10.55%	-3.53%	11.88%
64528	BIRMINGHAM CITY	Birmingham	(205) 583-4654	Carrie Player	77	\$8,984	\$7,413	2,198	1.44%	9.81%	16.66%
64644	BLUE FLAME	Mobile	(251) 450-4800	Jeanette Keller	80	\$7,687	\$4,795	836	1.19%	6.88%	15.81%
60593	BRASSIES	Anniston	(256) 831-7180	Michelle King	92	\$3,678	\$2,033	511	-9.83%	-1.81%	18.39%
12790	BREWTON MILL	Brewton	(251) 867-3162	Linda Williamson	58	\$22,520	\$15,091	1,625	-1.37%	-4.33%	8.28%
63614	CHAMPION COMMUNITY	Courtland	(256) 637-6511	Regzey Carpenter	40	\$52,431	\$27,678	3,811	4.36%	-5.40%	11.81%
24221	CHATAHOOCHEE	Valley	(334) 756-7027	Stacey Hand	65	\$17,334	\$10,357	3,494	8.92%	1.55%	13.24%
61055	CHEM FAMILY	Anniston	(256) 237-0651	Rhonda Heifner	83	\$6,863	\$884	253	-1.43%	4.75%	16.44%
61277	CHEMCO	McIntosh	(251) 944-3297	Lynn Parnell	90	\$4,439	\$3,171	390	-16.27%	13.00%	18.40%
62062	CITY	Tuscaloosa	(205) 349-4209	Connie Mccool	66	\$17,174	\$8,802	1,876	-6.81%	4.41%	23.55%
13018	CLARKE COMMUNITY	Grove Hill	(251) 275-3007	S. Chaney-Jackson	99	\$2,481	\$1,682	701	-8.86%	-8.51%	30.51%
6774	COOSA PINES	Childersburg	(256) 378-5559	Don Carden	20	\$250,740	\$155,346	22,802	3.23%	7.67%	14.89%
9554	COUNCILL	Normal	(256) 372-5379	Rufus Gilmore	96	\$2,842	\$1,003	575	-2.90%	-12.14%	19.71%
11950	COVINGTON SCHOOLS	Andalusia	(334) 222-2169	Leslie Threatt	67	\$17,002	\$8,997	1,590	-2.63%	3.38%	37.99%
63940	DCH	Tuscaloosa	(205) 759-7317	Angelic Pritchett	49	\$31,719	\$11,062	4,726	8.35%	-6.14%	14.18%
17311	DEMOPOLIS	Demopolis	(334) 289-4686	Quesha Crockett	105	\$694	\$462	642	15.52%	-5.69%	8.76%
62798	DIXIE CRAFT EMPLOYEES	Goodwater	(256) 839-6354	Dinah Harrelson	101	\$1,667	\$548	516	-11.03%	-29.21%	18.35%
12383	EAST ALABAMA COMMUNITY	Opelika	(334) 364-2850	Kristin Sturges	71	\$14,712	\$5,986	3,755	2.97%	-6.21%	17.77%
65464	ECO EDUCATORS & COMMUNITY	Birmingham	(205) 226-3900	Joey Hand	27	\$144,668	\$70,816	15,644	1.09%	3.46%	11.29%
12478	ELECTRICAL WORKERS NO 558	Sheffield	(256) 383-6551	Vicki Morris	55	\$25,377	\$18,953	2,602	1.83%	12.80%	21.75%
68628	FAMILY SAVINGS	Rainbow City	(256) 547-8190	Monte Hill	14	\$434,578	\$358,382	63,889	6.41%	11.18%	12.24%
60605	FAMILY SECURITY	Decatur	(256) 340-2000	Shane Nobbly	9	\$686,741	\$408,261	83,458	4.12%	0.44%	15.97%
62599	FEDERAL EMPLOYEES	Birmingham	(205) 322-4026	Greg Keller	68	\$16,852	\$8,803	1,626	-13.31%	1.99%	19.66%
14026	FEDMONT	Montgomery	(334) 270-5532	Stacy Robbins	72	\$12,470	\$4,470	1,393	0.49%	-5.72%	13.06%
64594	FIREMAN'S	Birmingham	(205) 252-6083	Tony Manzella	85	\$6,378	\$3,459	905	10.31%	-0.82%	31.88%
68302	FIVE STAR	Dothan	(334) 793-7714	Bob Steensma	13	\$463,276	\$269,943	46,672	4.86%	0.72%	13.16%
13167	FLORENCE	Florence	(256) 767-4700	Lisa Eckl	38	\$54,164	\$20,797	3,538	2.12%	14.49%	12.62%
22131	FOGCE	Eutaw	(205) 372-9025	Joyce Pham	103	\$1,375	\$392	781	4.95%	-15.97%	23.62%
61800	FORT MCCLELLAN	Anniston	(256) 237-2113	Doug Deese	21	\$212,598	\$102,574	24,852	-8.54%	-13.98%	14.83%
16479	FOUR SEASONS	Opelika	(334) 745-4711	Ronnie Lipham	37	\$58,915	\$23,821	8,925	8.88%	8.94%	8.69%
68374	GUARDIAN	Montgomery	(334) 244-9999	Heath Harrell	11	\$574,065	\$444,049	69,577	15.81%	6.99%	9.35%
7520	GULF COAST	Mobile	(251) 438-7464	David Lenoir	43	\$40,271	\$18,250	6,160	23.54%	24.87%	14.10%
62664	HEALTH	Birmingham	(205) 930-1213	Judd Davis	62	\$19,962	\$7,150	1,839	4.25%	-0.31%	24.95%
68586	HERITAGE SOUTH	Sylacauga	(256) 245-4776	Jamie Payton	28	\$142,915	\$106,038	13,665	15.28%	11.87%	9.59%
63834	JEFFERSON	Hoover	(205) 444-4528	Charles Faulkner	36	\$67,331	\$38,161	7,604	3.03%	-2.45%	10.52%
62356	L&N EMPLOYEES	Birmingham	(205) 841-2544	Michelle Cooper	78	\$8,492	\$6,067	1,530	-3.52%	-1.89%	23.42%
97083	LANDMARK	Fairfield	(205) 783-9100	Dow Hill	44	\$39,580	\$26,943	3,167	-0.09%	-1.56%	13.63%

CH#	CREDIT UNION	CITY	PHONE	CEO	RANK	ASSETS (\$000)	LOANS (\$000)	MEMBERS	SHARE GROWTH	LOAN GROWTH	NET WORTH RATIO
61944	LAUDERDALE COUNTY TEACHERS	Florence	(256) 766-2936	Sherry Fulks	51	\$28,788	\$11,754	2,521	-3.61%	1.72%	13.09%
24421	LEGACY COMMUNITY	Birmingham	(205) 933-9933	Joe McGee	12	\$478,509	\$305,890	39,796	14.33%	5.97%	13.71%
63057	LISTERHILL	Sheffield	(256) 383-9204	Brad Green	7	\$876,029	\$639,149	93,548	11.93%	-0.89%	10.18%
12837	MARVEL CITY	Bessemer	(205) 426-0578	Gina Bigham	82	\$6,961	\$2,744	1,014	-8.03%	-4.36%	17.58%
68575	MAX	Montgomery	(334) 260-2600	Martin Head	5	\$1,460,586	\$925,356	113,428	6.59%	4.26%	13.97%
15101	MCINTOSH CHEMICAL	McIntosh	(251) 944-8034	Katrina Dearman	57	\$22,820	\$8,734	2,307	-3.98%	17.97%	16.76%
18192	MEAD COATED BOARD	Phenix City	(334) 855-5232	Mary Lou Shaw	39	\$53,715	\$11,508	1,572	0.71%	7.12%	16.06%
61286	MOBILE EDUCATORS	Mobile	(251) 473-4712	Tina Williams	34	\$86,457	\$13,854	9,380	0.32%	14.28%	11.34%
61339	MOBILE GOVERNMENT EMPLOYEES	Mobile	(251) 694-4100	Elizabeth Battles	61	\$20,155	\$4,601	843	-2.81%	-4.44%	16.11%
62471	MOBILE POSTAL	Mobile	(251) 316-3240	Joyce Harrison	74	\$11,727	\$9,048	1,815	2.68%	14.16%	16.98%
5345	MONTGOMERY VA	Montgomery	(334) 272-7790	Wendy Bolton	86	\$5,759	\$1,758	1,043	-6.88%	-13.21%	19.20%
60501	MUTUAL SAVINGS	Birmingham	(205) 682-1100	Kendall Speed	24	\$173,443	\$116,772	28,519	4.33%	-5.39%	10.17%
62661	NAHEOLA	Pennington	(205) 654-2370	Mark Johnson	31	\$119,144	\$98,838	10,223	13.32%	34.80%	20.10%
60799	NEW HORIZONS	Mobile	(251) 316-3240	Edith Franklin	22	\$196,684	\$124,566	34,931	-3.26%	2.99%	9.23%
16858	NEW PILGRIM	Birmingham	(205) 326-3852	Phillip Topping	102	\$1,468	\$669	562	1.19%	1.91%	8.64%
60500	NORTH ALABAMA EDUCATORS	Huntsville	(256) 534-2423	Greg Olmsted	33	\$99,939	\$39,291	10,699	4.38%	1.39%	8.28%
22070	NORTH ALABAMA PAPERMAKERS	Stevenson	(256) 437-3232	Summer Guess	98	\$2,567	\$1,430	392	5.13%	34.50%	19.24%
11056	NORTHEAST ALABAMA POSTAL	Anniston	(256) 237-4259	Margaret Simmons	70	\$15,023	\$9,793	1,200	18.74%	7.34%	17.21%
24583	NRS COMMUNITY DEVELOPMENT	Birmingham	(205) 833-3556	Brooke Smedley	104	\$779	\$530	614	-49.05%	-15.58%	10.96%
15752	NUCOR EMPLOYEES	Fort Payne	(256) 997-5058	Janee Koch	94	\$2,924	\$1,363	324	-1.02%	4.46%	23.22%
64593	O'NEAL	Birmingham	(205) 599-8010	Debra York	100	\$2,386	\$1,653	658	-10.49%	2.48%	26.83%
62486	OPP-MICOLAS	Opp	(334) 493-6434	Kyler Frazier	73	\$11,973	\$3,727	1,820	-4.06%	-10.20%	26.99%
13852	PHENIX PRIDE	Phenix City	(334) 291-3000	Kimberly Nichols	75	\$10,761	\$8,118	2,010	6.62%	1.31%	12.38%
63634	PIKE TEACHERS	Troy	(334) 670-3630	Gale Jordan	81	\$7,334	\$1,757	1,886	1.41%	-9.55%	14.56%
64774	POSTAL EMPLOYEES	Huntsville	(256) 881-2400	Buddy Berryhill	93	\$3,122	\$1,176	306	-2.17%	-5.38%	12.84%
11422	PROGRESSIVE	Mobile	(251) 338-2092	Thalia Crosby	87	\$5,577	\$1,941	655	-6.40%	7.70%	20.42%
68688	RAILROAD	Irondale	(205) 956-0678	Sharon Hazelwood	32	\$106,270	\$13,045	5,101	-0.43%	-4.38%	12.42%
61474	RAILWAY EMPLOYEES	Muscle Shoals	(256) 383-7940	Mary Leigh Matthews	64	\$17,406	\$7,620	1,556	-3.82%	2.83%	23.35%
7544	REDSTONE	Huntsville	(256) 837-6110	Joe Newberry	1	\$5,454,143	\$2,433,671	486,469	9.74%	16.84%	11.15%
60942	RIVERFALL	Tuscaloosa	(205) 759-1505	Diane Hester	30	\$126,565	\$74,543	10,768	5.93%	21.13%	15.28%
9662	ROCKET CITY	Huntsville	(256) 533-0541	Marquetta Cantrell	41	\$50,912	\$22,431	4,926	2.22%	4.31%	16.07%
11123	S R I EMPLOYEES	Birmingham	(205) 250-5182	Teresa Johnston	89	\$4,718	\$472	253	-13.00%	-1.16%	31.18%
15938	SIXTH AVENUE BAPTIST	Birmingham	(205) 322-6654	Michele Days	91	\$4,179	\$2,587	899	-3.09%	3.63%	8.85%
61391	SOCIAL SECURITY	Birmingham	(205) 323-7028	Carolyn Simmons	50	\$31,043	\$17,138	3,647	-0.36%	2.63%	21.25%
16556	SOLUTIONS FIRST	Enterprise	(334) 347-9000	Frank Garrett	48	\$32,956	\$17,373	4,067	2.94%	-2.65%	9.02%
5241	SYCAMORE	Sycamore	(256) 245-5887	Marshall Mcgrady	53	\$27,025	\$18,680	1,957	23.48%	13.40%	19.86%
21794	THE INFIRMARY	Mobile	(251) 435-5900	Adena Whitman	59	\$20,601	\$10,216	4,437	8.98%	14.51%	17.53%
64464	TUSCALOOSA COUNTY	Tuscaloosa	(205) 344-5100	Patsy Mazingo	76	\$10,736	\$7,408	1,584	15.45%	12.48%	7.29%
7532	TUSCALOOSA V A	Tuscaloosa	(205) 556-7819	Phillip Blankenship	46	\$38,654	\$15,362	3,479	-3.21%	8.36%	12.46%
2791	TUSKEGEE	Tuskegee	(334) 727-3180	Pam Roberts	79	\$7,726	\$4,305	2,255	-4.80%	7.91%	5.24%
68559	TVA COMMUNITY	Muscle Shoals	(256) 383-1019	Kimball Burkett	16	\$335,593	\$117,591	18,744	6.52%	-1.10%	15.46%
6311	TVH	Tuskegee	(334) 727-4176	Sherrie Knight	88	\$4,879	\$2,985	683	4.23%	0.69%	25.86%
13659	UNIVERSITY OF SOUTH ALABAMA	Mobile	(251) 706-0255	Felicia Mckee	42	\$45,620	\$17,676	8,450	-2.89%	20.54%	11.20%
1601	US PIPE BESSEMER EMPLOYEES	Bessemer	(205) 428-5581	Teresa Lambert	97	\$2,832	\$929	481	3.97%	13.59%	28.41%
60930	VALLEY	Tuscumbia	(256) 381-4800	Dawn Truitt	35	\$76,955	\$26,735	5,919	7.26%	-3.47%	17.03%
61150	WCU	Decatur	(256) 355-5010	Christi Thompson	54	\$26,663	\$14,587	3,485	6.30%	2.13%	10.04%
97076	WINSOUTH	Gadsden	(256) 543-7302	David Eubanks	19	\$264,101	\$174,568	33,248	0.36%	-6.55%	10.04%

ALASKA CREDIT UNIONS | DATA AS OF 12.31.19

	2015	2016	2017	2018	2019	2019 Growth	5-Year CAGR
<b>Number of Credit Unions</b>	<b>12</b>	<b>12</b>	<b>12</b>	<b>10</b>	<b>10</b>	<b>0.00%</b>	<b>-3.58%</b>
<b>Number of Members</b>	809,870	858,650	899,257	850,855	867,926	<b>2.01%</b>	<b>1.39%</b>
<b>Total Assets (\$000)</b>	\$8,842,804	\$9,428,445	\$10,066,025	\$9,906,351	\$10,716,931	<b>8.18%</b>	<b>3.92%</b>
<b>Total Shares (\$000)</b>	\$7,959,111	\$8,435,341	\$9,020,205	\$8,913,113	\$9,583,560	<b>7.52%</b>	<b>3.78%</b>
<b>Total Loans (\$000)</b>	\$6,771,906	\$7,259,583	\$8,002,659	\$7,790,075	\$8,153,209	<b>4.66%</b>	<b>3.78%</b>
<b>Total Capital (\$000)</b>	\$756,097	\$841,381	\$901,215	\$903,889	\$1,023,697	<b>13.25%</b>	<b>6.25%</b>

CH#	CREDIT UNION	CITY	PHONE	CEO	RANK	ASSETS (\$000)	LOANS (\$000)	MEMBERS	SHARE GROWTH	LOAN GROWTH	NET WORTH RATIO
6237	ALASKA DIST ENGINEERS	Elmendorf AFB	(753) 753-5118	Jodie McCarty	10	\$11,834	\$4,770	677	-17.96%	-13.70%	8.48%
5913	ALASKA USA	Anchorage	(907) 786-2000	Geoff Lundfelt	1	\$8,335,689	\$6,500,968	678,527	8.21%	4.37%	9.50%
13865	ALPS	Sitka	(907) 747-6261	Sandi Riggs	9	\$56,418	\$41,718	3,467	9.93%	5.97%	10.64%
66157	CREDIT UNION 1	Anchorage	(907) 339-9485	James Wileman	2	\$1,090,014	\$829,731	85,323	2.96%	6.80%	12.88%
8080	MAC	Fairbanks	(907) 474-1291	Angela Head	7	\$119,363	\$98,892	13,266	7.92%	11.04%	18.07%
5924	MATANUSKA VALLEY	Palmer	(907) 745-4891	Ed Gravley	3	\$558,284	\$278,635	47,303	9.03%	6.82%	11.14%
18204	NORTHERN SKIES	Anchorage	(907) 561-1407	Kyler Howlett	6	\$137,196	\$101,051	9,912	8.42%	5.94%	11.06%
13583	SPIRIT OF ALASKA	Fairbanks	(907) 459-5900	Anthony Rizk	5	\$159,141	\$106,064	9,229	2.59%	1.11%	12.61%
15523	TONGASS	Ketchikan	(907) 225-9063	Helen Mickel	8	\$89,350	\$60,156	8,269	4.72%	5.59%	8.57%
5892	TRUE NORTH	Juneau	(907) 523-4778	Lauren MacVay	4	\$159,642	\$131,223	11,953	5.03%	-0.64%	9.07%

## STATE TABLE

## ARIZONA

ARIZONA CREDIT UNIONS | DATA AS OF 12.31.19

	2015	2016	2017	2018	2019	2019 Growth	5-Year CAGR
<b>Number of Credit Unions</b>	<b>44</b>	<b>43</b>	<b>43</b>	<b>42</b>	<b>41</b>	<b>-2.38%</b>	<b>-1.40%</b>
<b>Number of Members</b>	1,458,156	1,499,714	1,538,691	1,565,925	1,589,214	<b>1.49%</b>	<b>1.74%</b>
<b>Total Assets (\$000)</b>	\$15,273,980	\$16,205,156	\$17,273,441	\$17,766,795	\$19,298,675	<b>8.62%</b>	<b>4.79%</b>
<b>Total Shares (\$000)</b>	\$13,124,506	\$14,027,301	\$14,796,313	\$15,350,363	\$16,640,751	<b>8.41%</b>	<b>4.86%</b>
<b>Total Loans (\$000)</b>	\$9,337,810	\$10,285,939	\$11,131,679	\$11,911,603	\$12,522,521	<b>5.13%</b>	<b>6.04%</b>
<b>Total Capital (\$000)</b>	\$1,707,483	\$1,834,822	\$1,997,270	\$2,146,969	\$2,396,157	<b>11.61%</b>	<b>7.01%</b>

CH#	CREDIT UNION	CITY	PHONE	CEO	RANK	ASSETS (\$000)	LOANS (\$000)	MEMBERS	SHARE GROWTH	LOAN GROWTH	NET WORTH RATIO
4915	AEA	Yuma	(928) 783-8881	Adele Sandberg	14	\$254,728	\$177,106	32,163	2.46%	-10.98%	10.11%
12164	AERO	Glendale	(623) 334-4701	Preston Sanders	16	\$239,815	\$160,652	19,143	2.57%	-3.24%	14.37%
60165	ALHAMBRA	Phoenix	(602) 246-5120	Debra McConnell	28	\$26,645	\$19,034	4,253	15.70%	3.39%	9.52%
68567	AMERICAN SOUTHWEST	Sierra Vista	(520) 459-1860	Brian Barkdull	15	\$247,830	\$141,949	22,672	7.10%	6.91%	9.94%
9552	APC EMPLOYEES	Tucson	(520) 882-5096	Anita Stevens	40	\$1,593	\$909	198	8.42%	7.49%	22.50%
1747	ARIZONA	Phoenix	(602) 683-1701	Ron Westad	4	\$1,937,883	\$1,210,895	130,127	22.00%	37.30%	15.67%
62881	ARIZONA CENTRAL	Phoenix	(602) 264-6421	Greg Harden	9	\$525,110	\$416,870	57,374	1.25%	3.86%	9.36%
11680	BANNER	Phoenix	(602) 254-5291	Dianne Pillen	23	\$59,491	\$25,572	8,499	-0.42%	-7.98%	11.93%
18171	BASHAS' ASSOCIATES	Tempe	(480) 831-0098	Jean Gerlach	30	\$17,405	\$9,181	4,408	0.10%	-1.53%	10.15%
68502	CANYON STATE	Phoenix	(623) 580-6000	Robb Scott	12	\$435,267	\$290,621	37,091	144.62%	165.96%	9.48%
60151	COCHISE	Willcox	(520) 384-2822	Shelley Thompson	26	\$36,642	\$26,058	4,430	6.63%	5.76%	16.77%
10335	COCONINO	Flagstaff	(928) 913-8100	Jennifer Harris	21	\$86,057	\$53,043	9,441	4.98%	-1.76%	9.73%
68421	CREDIT UNION WEST	Glendale	(602) 631-3200	Karen Roch	7	\$772,531	\$628,451	72,435	7.27%	7.54%	11.15%
3238	DESERT FINANCIAL	Phoenix	(602) 433-7000	Jeff Meshy	1	\$4,964,664	\$2,326,212	320,908	9.23%	9.98%	13.66%
7715	E M	Mesa	(480) 633-4435	Kimberly Person	36	\$8,220	\$4,533	1,794	5.12%	25.49%	18.68%
68444	FIRST	Chandler	(480) 756-5500	Jay Curtis	10	\$491,790	\$341,351	41,949	3.58%	-2.54%	10.21%
64412	FIRST AMERICAN	Casa Grande	(520) 836-8848	Phil Peters	22	\$81,362	\$42,243	13,297	3.98%	-21.58%	7.16%
7531	HUGHES	Tucson	(520) 794-8341	Robert Swick	5	\$1,394,808	\$1,009,470	131,706	23.50%	-3.41%	9.18%
61451	JACL	Glendale	(623) 931-1985	Diana Okabayashi	41	\$474	\$303	160	-10.22%	-30.19%	15.50%
62937	LANDINGS	Tempe	(480) 967-9475	Brian Lee	18	\$169,824	\$128,904	14,684	4.88%	-3.08%	9.46%
9469	MARISOL	Phoenix	(602) 252-6831	Robin Romano	25	\$41,041	\$23,413	6,644	4.21%	-1.18%	11.86%
12000	MOHAVE COMMUNITY	Kingman	(928) 753-8000	Carol Roby	24	\$41,364	\$27,660	5,878	3.84%	-4.60%	9.13%
61315	ONEAZ	Phoenix	(602) 452-4800	Kim Reedy	2	\$2,169,565	\$1,426,108	140,766	5.17%	-3.75%	11.11%
7316	PIMA	Tucson	(520) 887-5010	Eric Renaud	8	\$600,661	\$414,634	62,323	6.68%	19.48%	11.72%
9099	PINAL COUNTY	Casa Grande	(800) 221-4179	Mike Randall	19	\$155,653	\$114,227	22,891	5.60%	3.45%	8.72%
2460	PRESCOTT	Prescott	(928) 445-7970	Sharon Barrick	35	\$8,576	\$4,567	1,407	1.70%	10.86%	13.70%
24826	PYRAMID	Tucson	(520) 721-5099	Ray Lancaster	17	\$170,359	\$130,791	17,197	6.08%	2.46%	10.09%
9951	RAY	Kearny	(520) 363-5681	Dan Thurman	34	\$9,262	\$5,715	2,157	10.74%	-11.07%	8.59%
16190	RIM COUNTRY	Snowflake	(928) 536-7484	Debra Perkins	29	\$17,999	\$10,971	2,232	-6.40%	5.04%	10.72%
60651	SAN TAN	Chandler	(480) 963-5661	Judy Auvil	33	\$9,275	\$5,909	1,238	-2.18%	-5.44%	8.30%
9111	SHAMROCK FOODS	Phoenix	(602) 477-6429	Jeannie Craig	38	\$4,774	\$4,024	1,228	-8.73%	-7.88%	8.05%
9897	SOUTHEASTERN ARIZONA	Douglas	(520) 364-8401	Gail Molina	27	\$33,258	\$16,843	5,536	-8.23%	-8.76%	12.63%
64051	SOUTHWEST HEALTH CARE	Phoenix	(602) 274-7592	Colleen Miller	31	\$14,699	\$6,616	1,726	-8.48%	-25.86%	8.05%
2226	SUNWEST	Phoenix	(602) 866-1100	Walter Synowiecki	13	\$394,063	\$275,018	51,360	8.50%	2.29%	12.89%
63832	TRUWEST	Scottsdale	(480) 441-5900	Alan Althouse	6	\$1,213,836	\$1,019,214	93,556	5.01%	0.11%	10.21%
2157	TUCSON	Tucson	(520) 795-8520	Susan Stansberry	11	\$469,496	\$371,894	64,964	2.22%	9.30%	10.66%
66116	TUCSON OLD PUEBLO	Tucson	(520) 881-6262	Vernon Babilon	20	\$152,202	\$86,591	15,172	0.92%	-0.38%	8.10%
15847	U-HAUL	Phoenix	(602) 263-6655	Cynthia Herman	37	\$6,128	\$2,910	3,632	-0.63%	-5.21%	15.46%
68558	VANTAGE WEST	Tucson	(520) 298-7882	Frank Trembulak	3	\$2,015,563	\$1,555,949	160,124	4.29%	2.68%	12.41%
63627	WINSLOW SANTA FE	Winslow	(928) 289-2962	Stephanie Armstrong	32	\$14,295	\$3,377	1,913	7.38%	-5.34%	-0.85%
11459	WINSLOW SCHOOL EMPLOYEES	Winslow	(928) 289-1968	Shelley Caraway	39	\$4,465	\$2,732	538	-1.83%	-0.13%	17.17%

ARKANSAS CREDIT UNIONS | DATA AS OF 12.31.19

	2015	2016	2017	2018	2019	2019 Growth	5-Year CAGR
<b>Number of Credit Unions</b>	<b>59</b>	<b>58</b>	<b>57</b>	<b>55</b>	<b>55</b>	<b>0.00%</b>	<b>-1.39%</b>
<b>Number of Members</b>	328,686	329,463	331,675	333,025	338,330	<b>1.59%</b>	<b>0.58%</b>
<b>Total Assets (\$000)</b>	\$2,720,464	\$2,846,950	\$2,900,326	\$2,918,533	\$3,062,323	<b>4.93%</b>	<b>2.40%</b>
<b>Total Shares (\$000)</b>	\$2,218,703	\$2,291,494	\$2,324,688	\$2,381,263	\$2,529,287	<b>6.22%</b>	<b>2.65%</b>
<b>Total Loans (\$000)</b>	\$1,686,788	\$1,869,922	\$1,949,884	\$2,015,433	\$2,090,700	<b>3.73%</b>	<b>4.39%</b>
<b>Total Capital (\$000)</b>	\$367,197	\$379,813	\$401,132	\$413,356	\$442,954	<b>7.16%</b>	<b>3.82%</b>

CH#	CREDIT UNION	CITY	PHONE	CEO	RANK	ASSETS (\$000)	LOANS (\$000)	MEMBERS	SHARE GROWTH	LOAN GROWTH	NET WORTH RATIO
11913	ALCOA COMMUNITY	Benton	(501) 315-5626	Steve Brown	13	\$44,564	\$30,904	5,369	3.54%	-1.23%	10.86%
10920	ARKANSAS	Jacksonville	(501) 982-1000	Rodney Showmar	1	\$1,286,507	\$1,087,811	112,679	12.86%	9.45%	10.57%
7700	ARKANSAS AM & N COLLEGE	Pine Bluff	(870) 534-1990	Calvin Matlock	48	\$2,203	\$1,219	1,063	-1.23%	-3.77%	10.08%
13737	ARKANSAS BEST	Fort Smith	(479) 649-2060	Norma Meares	4	\$128,224	\$82,138	14,762	-1.09%	-9.62%	14.83%
24441	ARKANSAS DEMOCRAT - GAZETTE	Little Rock	(501) 378-3421	Angie Fambrough	47	\$2,677	\$924	641	-29.90%	-36.73%	39.37%
23170	ARKANSAS EDUCATION ASSOCIATION	Little Rock	(501) 375-3792	S. James-Pridgeon	37	\$6,728	\$3,945	2,188	2.10%	-0.08%	13.90%
24439	ARKANSAS FARM BUREAU	Little Rock	(501) 228-1504	Rita Styles	34	\$9,018	\$4,372	607	-0.93%	7.22%	19.69%
8987	ARKANSAS HEALTH CENTER	Benton	(501) 860-0594	Donna Thomason	36	\$8,174	\$5,250	1,298	21.93%	4.93%	11.64%
17849	ARKANSAS KRAFT EMPLOYEES	Morrilton	(501) 354-8765	Cindy Koch	43	\$4,382	\$1,678	586	-3.84%	-0.02%	24.10%
11685	ARKANSAS SUPERIOR	Warren	(870) 226-3534	Dwayne Ashcraft	7	\$74,609	\$46,442	9,984	-1.43%	-0.17%	23.45%
24433	ARKANSAS TEACHERS	Little Rock	(501) 375-9250	Sandy Becker	52	\$1,457	\$992	516	10.46%	9.36%	10.26%
12813	BAPTIST HEALTH	Little Rock	(501) 202-2373	Bobbie Threlkeld	17	\$32,570	\$14,476	7,270	7.23%	-3.47%	16.24%
18474	COMBINED	Hot Springs	(501) 623-7004	Becky Brosius	38	\$6,594	\$4,507	2,003	3.80%	-0.31%	14.42%
24431	COOPERATIVE EXTENSION SERVICE	Little Rock	(501) 671-2037	Tammy Christian	41	\$4,853	\$2,556	897	2.88%	-13.21%	26.59%
13762	DIAMOND LAKES	Malvern	(501) 332-6530	Tammy Passafiume	9	\$64,725	\$45,805	10,296	-3.79%	-6.21%	14.52%
21268	DILLARD'S	Little Rock	(501) 340-2300	Tammy Brooks	21	\$24,788	\$9,284	4,844	-3.99%	-8.17%	10.18%
23361	ELECTRIC COOPERATIVES	Little Rock	(501) 570-2396	Windy Campbell	27	\$13,761	\$8,642	2,487	2.95%	4.48%	11.05%
24440	ENGINEERS	Little Rock	(501) 324-5538	Cheryl Epperson	49	\$2,161	\$1,667	379	-15.23%	2.34%	16.89%
12305	FAIRFIELD	Pine Bluff	(870) 536-6665	Connie Wood	6	\$87,476	\$38,207	11,145	-0.32%	-7.66%	21.88%
24430	FORT ROOTS	North Little Rock	(501) 372-4654	Vicki Pettit	40	\$5,043	\$2,051	1,125	2.57%	-4.58%	13.71%
6134	FORT SMITH DIXIE CUP	Fort Smith	(479) 782-3133	Vicki Newton	30	\$11,602	\$4,167	1,080	-2.39%	4.21%	29.16%
1248	FORT SMITH TEACHERS	Fort Smith	(479) 783-0611	Doris Small	28	\$13,224	\$4,154	1,629	1.03%	32.84%	17.88%
18814	GARLAND COUNTY EDUCATORS'	Hot Springs	(501) 623-9230	Johnny Anderson	45	\$3,836	\$3,616	801	-6.38%	25.05%	9.85%
11786	HURRICANE CREEK	Benton	(501) 315-3162	Debbie Lawrence	16	\$32,674	\$22,089	3,901	3.06%	6.15%	14.84%
6725	L R F D	Little Rock	(501) 568-1001	Paul Gunther	25	\$13,876	\$8,662	777	7.14%	5.32%	17.83%
24437	LION	El Dorado	(870) 863-4335	Gina Smith	23	\$14,910	\$7,684	2,401	5.59%	-14.68%	15.20%
3090	LITTLE ROCK	Mabelvale	(501) 375-5873	Pris Weathers	51	\$1,649	\$1,155	434	-4.91%	-10.14%	19.29%
24197	MIL-WAY	Texarkana	(870) 772-0661	Allen Brown	5	\$121,919	\$76,214	12,138	2.71%	0.59%	11.48%
24432	NATURAL STATE	Searcy	(501) 268-9301	Clay Dickerson	39	\$5,306	\$4,355	1,328	-2.08%	10.89%	19.44%
24434	NORTH LITTLE ROCK EDUCATORS	North Little Rock	(501) 771-8074	Greg Daniels	53	\$944	\$455	398	-1.26%	4.07%	11.31%
195	NORTHWEST ARKANSAS	Fayetteville	(479) 443-4401	Becky Whitted	31	\$11,335	\$8,575	2,094	7.26%	-6.93%	8.22%
12527	OUACHITA VALLEY HEALTH SYSTEM	Camden	(870) 836-1405	Chris Abbott	55	\$296	\$151	238	-6.82%	-10.22%	15.20%
11902	PATTERSON	Arkadelphia	(870) 246-8005	Shawn Cowart	22	\$21,377	\$17,851	3,646	4.05%	7.19%	11.02%
11045	PBA	Pine Bluff	(870) 535-2441	Kelli Pierce	33	\$9,910	\$4,124	909	-4.78%	4.83%	33.06%
12601	PINE	Pine Bluff	(870) 247-5100	Debbie Gatlin	12	\$46,042	\$29,598	5,278	5.84%	3.50%	24.31%
1245	PINE BLUFF COTTON BELT	Pine Bluff	(870) 535-6365	Dee Edie	11	\$58,749	\$42,427	5,915	-5.56%	-1.90%	12.96%
24423	PINE BLUFF POSTAL	Pine Bluff	(870) 534-2447	Tim Young	54	\$613	\$545	85	-7.07%	6.78%	26.44%
18353	PRIORITY	Russellville	(479) 890-6203	Candi Reddell	35	\$8,363	\$5,043	1,987	-6.54%	-6.52%	8.31%
24293	RHEEM ARKANSAS	Fort Smith	(479) 242-2771	Ashleigh Bailey	44	\$4,208	\$2,950	1,096	-7.75%	8.25%	13.95%
24257	RIVER TOWN	Fort Smith	(479) 784-5600	Lindsay Conley	24	\$14,083	\$9,266	2,733	1.91%	-2.06%	11.75%
8812	RIVER VALLEY COMMUNITY	Camden	(870) 836-4400	Mark Hixson	14	\$42,888	\$31,287	7,181	-0.53%	-2.35%	12.81%
23327	SOUTHERN GAS	Little Rock	(501) 374-2036	Tina Plante	42	\$4,748	\$3,243	548	-6.10%	-2.54%	29.32%
5922	SUBIACO	Subiaco	(479) 934-4201	Tori Schluterman	19	\$28,114	\$7,606	2,792	0.54%	-13.38%	14.13%
12808	SUCCESS	Blytheville	(870) 763-1111	Sherry Gray	3	\$129,709	\$104,568	25,941	7.56%	-1.58%	12.38%
24202	TELCOE	Little Rock	(501) 375-5321	Sarah Mosley	2	\$382,372	\$121,592	24,386	5.21%	2.59%	21.78%
11678	TIMBERLINE	Crossett	(870) 304-3200	Matthew Jacobs	8	\$72,837	\$37,795	10,026	-0.50%	-2.06%	21.40%
24390	TRUSERVICE COMMUNITY	Little Rock	(501) 225-3636	Linda Jeffery	15	\$38,316	\$32,036	5,227	-1.13%	-3.40%	9.12%
20114	TWO RIVERS	Arkadelphia	(870) 230-5279	Sharon Hearnberger	29	\$12,095	\$10,040	1,585	6.38%	2.08%	15.95%
24435	U.P. EMPLOYEES	North Little Rock	(501) 373-2290	Paula Woepfel	46	\$3,624	\$1,581	916	-4.40%	-9.90%	25.64%
16946	UARK	Fayetteville	(479) 521-1199	Gina Williams	10	\$60,433	\$40,256	8,991	1.26%	-4.97%	11.20%
23952	UNITED ARKANSAS	Little Rock	(501) 565-8500	Michael Armstrong	18	\$28,686	\$16,235	3,312	8.31%	0.74%	15.51%
24422	UP ARKANSAS	North Little Rock	(501) 373-2190	Karyn Davis	20	\$26,563	\$18,634	3,532	-1.17%	-6.62%	17.49%
18343	USEM MENA	Mena	(479) 394-8719	Regina Lowry	50	\$2,047	\$983	479	-3.36%	-7.51%	22.58%
24429	VA HOSPITAL	Little Rock	(501) 661-1938	Andrew Pickett	32	\$10,689	\$7,245	1,989	8.02%	-7.62%	10.32%
24428	WHITE COUNTY	Searcy	(501) 268-3122	William McKnight	26	\$13,770	\$11,648	2,418	-8.04%	8.59%	11.48%

CALIFORNIA CREDIT UNIONS | DATA AS OF 12.31.19

	2015	2016	2017	2018	2019	2019 Growth	5-Year CAGR
<b>Number of Credit Unions</b>	<b>348</b>	<b>328</b>	<b>313</b>	<b>309</b>	<b>296</b>	<b>-4.21%</b>	<b>-3.19%</b>
<b>Number of Members</b>	10,464,352	10,981,450	11,568,939	12,218,861	12,641,965	<b>3.46%</b>	<b>3.85%</b>
<b>Total Assets (\$000)</b>	\$162,742,584	\$176,730,113	\$189,654,283	\$199,436,197	\$212,361,195	<b>6.48%</b>	<b>5.47%</b>
<b>Total Shares (\$000)</b>	\$137,920,744	\$150,326,336	\$160,613,816	\$168,404,414	\$180,097,255	<b>6.94%</b>	<b>5.48%</b>
<b>Total Loans (\$000)</b>	\$99,038,640	\$112,187,670	\$126,093,778	\$139,276,414	\$146,548,369	<b>5.22%</b>	<b>8.15%</b>
<b>Total Capital (\$000)</b>	\$18,656,268	\$19,979,331	\$21,467,570	\$23,172,479	\$25,465,473	<b>9.90%</b>	<b>6.42%</b>

CH#	CREDIT UNION	CITY	PHONE	CEO	RANK	ASSETS (\$000)	LOANS (\$000)	MEMBERS	SHARE GROWTH	LOAN GROWTH	NET WORTH RATIO
68668	1ST NORTHERN CALIFORNIA	Martinez	(925) 335-3874	David Green	67	\$728,215	\$247,217	30,353	4.60%	1.08%	10.80%
63958	1ST UNITED	Pleasanton	(800) 649-0193	Steve Stone	47	\$1,121,695	\$850,230	62,841	4.87%	-1.63%	10.12%
68027	1ST VALLEY	San Bernardino	(909) 889-0838	Lisa Daniels	212	\$40,456	\$19,227	3,268	1.03%	6.83%	10.96%
14723	AEROSPACE	Los Angeles	(310) 336-5030	Marvin Thomas	94	\$382,111	\$88,287	10,588	1.47%	10.38%	10.27%
11917	AIRCO	Pasadena	(818) 244-6571	Stephanie Vargas	257	\$12,123	\$3,833	1,276	-19.02%	9.79%	12.14%
11005	ALLIED HEALTHCARE	Long Beach	(562) 933-0370	Monica Lopez	179	\$71,362	\$50,471	6,070	-1.26%	-6.66%	10.18%
65113	ALLU.S.	Salinas	(831) 789-8000	Patrick Redo	205	\$43,956	\$21,473	4,214	6.33%	20.32%	15.00%
64531	ALTA VISTA	Redlands	(909) 809-3838	David Justice	122	\$178,287	\$136,183	14,513	10.87%	3.66%	7.92%
5612	ALTAONE	Ridgecrest	(760) 371-7000	Pam Easley	73	\$612,723	\$443,334	54,938	-2.88%	-8.39%	10.53%
62799	ALTURA	Riverside	(888) 883-7228	Jennifer Binkley	35	\$1,515,289	\$1,158,034	140,989	10.90%	13.36%	11.55%
68485	AMERICAN FIRST	Brea	(800) 290-1112	Jon Shigematsu	92	\$783,770	\$524,632	38,791	13.32%	-3.57%	10.37%
68062	AMERICA'S CHRISTIAN	Glendora	(800) 343-6328	Gloria Scales	60	\$434,398	\$308,159	115,177	10.92%	9.52%	10.25%
13261	ANTIOCH COMMUNITY	Antioch	(925) 757-1320	Anna Tellez	233	\$27,651	\$10,703	1,493	4.64%	21.26%	9.24%
60700	ARROWHEAD CENTRAL	Rancho Cucamonga	(909) 379-6500	Darin Woinarowicz	37	\$1,491,799	\$722,666	166,561	11.11%	6.49%	13.57%
63630	ATCHISON VILLAGE	Richmond	(510) 233-3218	C. Heredia-Rocha	262	\$10,235	\$4,177	1,636	2.80%	3.02%	10.85%
1339	BAKERSFIELD CITY EMPLOYEES	Bakersfield	(661) 861-6151	Jon Shigematsu	230	\$29,633	\$15,439	2,472	-2.61%	-1.14%	9.83%
64578	BARSTOW COMMUNITY	Barstow	(760) 256-2591	Yvonne Dingman	270	\$7,841	\$3,566	1,492	-4.80%	-5.65%	10.44%
12067	BAY	Capitola	(831) 479-6000	Carrie Birkhofer	49	\$1,103,546	\$736,482	78,163	10.07%	13.98%	9.23%
68316	BAY CITIES	Hayward	(510) 690-6100	Georgette Munoz	173	\$73,522	\$26,457	9,819	-1.28%	0.39%	9.72%
11943	BEFIT FINANCIAL	Vacaville	(707) 557-8900	Bobbie Adams	215	\$37,230	\$26,899	3,526	-0.88%	-6.04%	9.01%
9823	BEVERLY HILLS CITY EMPLOYEES	Beverly Hills	(310) 275-3802	Valine Winston	244	\$20,128	\$7,528	1,628	-2.23%	-2.40%	14.15%
10433	BOPTI	San Pedro	(310) 832-0227	Tom Morris	177	\$71,700	\$24,096	4,894	-1.40%	-4.64%	18.65%
17415	BOURNS EMPLOYEES	Riverside	(951) 781-5600	Ed Casanova	191	\$57,418	\$31,403	5,148	12.90%	2.04%	14.58%
1071	C & H SUGAR EMPLOYEES	Crockett	(510) 787-9922	Jon Wolthuis	269	\$8,103	\$2,357	912	-9.70%	-4.94%	17.86%
15784	C R C	Norco	(951) 737-6262	Rosie Zarubick	261	\$10,473	\$9,506	2,196	0.14%	17.13%	14.77%
68409	CABRILLO	San Diego	(858) 547-7400	Mike Deshazo	98	\$333,583	\$224,717	24,922	6.11%	20.66%	9.65%
95071	CAHP	Sacramento	(916) 362-4191	Brad Houle	118	\$212,972	\$175,386	17,968	5.97%	3.79%	9.32%
14739	CAL POLY	Pomona	(909) 869-6800	Barbara Bean	251	\$14,421	\$9,100	2,767	7.19%	4.10%	6.61%
14499	CAL STATE L.A.	Los Angeles	(323) 505-2600	Ilda Chapko	194	\$52,998	\$37,820	4,710	2.74%	-0.73%	11.89%
18623	CALCOM	Long Beach	(310) 371-4242	Jon Hernandez	187	\$64,504	\$43,682	7,395	3.25%	-4.15%	14.64%
60784	CALIFORNIA	Glendale	(818) 291-6700	Steve O'Connell	15	\$3,190,812	\$2,402,281	165,408	4.27%	5.19%	11.66%
24238	CALIFORNIA ADVENTIST	Glendale	(818) 246-7241	Shalini Samagh	204	\$44,203	\$19,389	2,475	-9.72%	6.48%	16.62%
68052	CALIFORNIA AGRIBUSINESS	Buena Park	(714) 690-4865	Angel Hernandez	234	\$27,630	\$13,977	3,620	-0.58%	-6.34%	9.19%
68507	CALIFORNIA BEAR	Los Angeles	(213) 830-4100	Daniel Graff	148	\$113,589	\$93,809	10,212	-0.08%	48.94%	7.64%
66584	CALIFORNIA COAST	San Diego	(877) 495-1600	Todd Lane	22	\$2,643,806	\$2,194,928	192,074	4.83%	5.73%	12.16%
68321	CALIFORNIA COMMUNITY	Sacramento	(916) 386-1418	Elena Deanda	186	\$64,811	\$25,684	4,920	2.52%	7.07%	13.14%
64834	CALIFORNIA LITHUANIAN	San Jose	(310) 828-7095	Dainius Vaidila	134	\$136,259	\$87,627	1,851	12.89%	0.08%	15.30%
6681	CALTECH EMPLOYEES	La Canada	(818) 952-4444	Richard Harris	27	\$1,795,378	\$533,876	33,640	6.64%	10.37%	9.80%
21417	CALVARY BAPTIST OF PACOIMA	San Fernando	(818) 899-8413	Carmen Williams	295	\$110	\$4	188	-12.20%	-68.07%	8.49%
4633	CAMINO	Montebello	(323) 722-3400	Ernesto Flores	129	\$148,208	\$91,592	12,829	0.29%	5.79%	10.78%
13130	CANOGA POSTAL	Canoga Park	(818) 883-6590	Barbara Selkirk	290	\$829	\$220	180	-21.10%	-18.27%	30.15%
8611	CAPSTONE	Aliso Viejo	(800) 854-7125	Candice Landeros	219	\$34,847	\$13,322	2,370	-5.21%	-9.43%	11.33%
7608	CBC	Oxnard	(805) 988-2151	Patrick Miller	88	\$465,530	\$306,956	28,588	-2.27%	-2.48%	9.87%
14455	CENTRAL COAST	Seaside	(831) 393-3480	Leinette Limtiaco	130	\$147,529	\$76,390	13,097	2.33%	12.17%	8.87%
60363	CENTRAL STATE	Stockton	(209) 444-5300	Bruce Milgrom	119	\$201,116	\$96,419	24,373	-0.06%	-13.51%	8.92%
68008	CENTRAL VALLEY FIREFIGHTERS	Fresno	(559) 228-1997	Emily Morton	216	\$36,988	\$20,627	2,263	0.10%	11.21%	13.68%
9230	CERTIFIED	El Monte	(626) 444-1972	Steve Weakley	72	\$618,576	\$372,770	61,569	9.43%	9.28%	20.22%
15335	CHABOT	Dublin	(925) 828-1320	Christine Petro	185	\$66,811	\$18,790	1,694	-5.26%	9.51%	16.21%
16030	CHAFFEY	Upland	(909) 986-4552	Kevin Posey	127	\$156,765	\$95,591	11,615	0.00%	5.08%	9.04%
24326	CHEVRON	Oakland	(800) 232-8101	Jon Berlin	12	\$3,575,301	\$3,015,350	114,886	7.74%	7.17%	11.04%
97068	CHRISTIAN COMMUNITY	San Dimas	(800) 347-2228	Blair Korschun	70	\$694,354	\$565,269	30,448	8.66%	3.28%	13.10%
18405	CHULA VISTA CITY EMPLOYEES	Chula Vista	(619) 691-5240	Lydia Denecochea	283	\$2,928	\$2,211	565	-4.57%	-2.78%	7.99%
64543	CITY OF UKIAH EMPLOYEES	Ukiah	(707) 462-3300	Joanna Lopez	284	\$2,737	\$1,828	571	-20.84%	-11.36%	12.91%
9556	CLEARPATH	Glendale	(818) 937-5300	Gerardo Guzman	143	\$122,960	\$90,627	12,533	6.09%	3.40%	10.63%
62367	COAST CENTRAL	Eureka	(707) 445-8801	James Sessa	33	\$1,577,083	\$719,983	70,459	6.06%	5.29%	11.77%
68653	COASTHILLS	Lompoc	(805) 733-7600	Paul Cook	41	\$1,201,163	\$990,420	68,792	5.07%	-2.41%	9.26%
9044	COLUMBUS CLUB	San Fernando	(818) 365-1891	Philip Delacerda	272	\$5,892	\$167	347	-11.80%	-43.32%	16.61%
61741	COMMONWEALTH CENTRAL	San Jose	(408) 531-3100	Craig Weber	78	\$530,016	\$413,192	38,686	2.35%	2.33%	10.39%









CH#	CREDIT UNION	CITY	PHONE	CEO	RANK	ASSETS (\$000)	LOANS (\$000)	MEMBERS	SHARE GROWTH	LOAN GROWTH	NET WORTH RATIO
60408	UNITED LOCAL	Fresno	(559) 227-8329	Angelina Maldonado	150	\$111,040	\$71,211	9,193	0.68%	-12.05%	17.69%
5816	UNITED METHODIST	Montclair	(909) 946-4096	Ramon Noperi	157	\$91,693	\$55,781	5,251	1.57%	11.92%	11.02%
64893	UNIVERSAL CITY STUDIOS	Burbank	(818) 333-3960	Thomas Ott	180	\$71,204	\$41,780	5,885	4.01%	-4.94%	9.65%
64171	UNIVERSITY	Los Angeles	(310) 477-6628	David Tuyo	65	\$739,871	\$406,406	41,066	12.64%	31.81%	8.80%
65323	UPWARD	Burlingame	(650) 231-1300	Linda White	166	\$79,000	\$47,326	4,735	-0.27%	9.60%	10.79%
68459	USC	Los Angeles	(213) 821-7100	Gary Perez	76	\$592,036	\$458,756	77,191	7.25%	-4.71%	8.68%
60801	USE	San Diego	(858) 795-6100	Jim Harris	50	\$1,023,696	\$765,891	61,777	4.73%	2.24%	9.97%
61085	UTILITY DISTRICT	Oakland	(510) 287-0467	Hassan Elmi	224	\$32,577	\$10,424	2,470	-1.26%	-0.58%	9.35%
5530	VA DESERT PACIFIC	Long Beach	(562) 498-1250	Christine Wood	169	\$77,410	\$38,169	5,551	-1.06%	-7.02%	18.31%
68402	VALLEY FIRST	Modesto	(209) 549-8500	Kathryn Davis	75	\$593,163	\$444,526	67,359	-0.53%	7.19%	11.08%
18454	VALLEY HILLS	San Bernardino	(909) 384-4498	Heather Jedinak	281	\$3,560	\$1,915	436	6.41%	0.07%	13.81%
64122	VALLEY OAK	Three Rivers	(559) 561-1420	Alan Cortum	195	\$51,766	\$38,441	6,656	-0.27%	-7.99%	9.50%
3804	VALLEY STRONG	Bakersfield	(661) 833-7900	Stephen Renock	26	\$1,797,261	\$1,189,986	148,231	15.50%	5.17%	10.22%
68458	VENTURA COUNTY	Ventura	(805) 477-4000	Joseph Schroeder	55	\$904,609	\$662,042	77,183	4.05%	5.46%	9.80%
17164	VICTOR VALLEY	Victorville	(760) 245-7170	Mary Kassel	266	\$9,060	\$2,020	619	-5.66%	1.13%	6.79%
63137	VISION ONE	Sacramento	(916) 363-4293	Robert Schultz	161	\$85,907	\$73,186	2,089	-3.29%	-2.48%	13.89%
65388	VOCALITY COMMUNITY	Garberville	(707) 923-2012	Pat Neighbors	137	\$129,878	\$100,696	6,551	23.37%	38.22%	10.82%
68493	WATER AND POWER COMMUNITY	Los Angeles	(213) 580-1600	Barry Roach	64	\$746,893	\$418,693	38,969	3.86%	5.19%	8.98%
14832	WATSONVILLE HOSPITAL	Watsonville	(831) 724-8098	Krystal Crouse	255	\$13,517	\$6,284	1,340	-0.36%	5.28%	9.25%
66703	WESCOM	Pasadena	(626) 535-1000	Darren Williams	11	\$3,690,408	\$2,354,730	195,569	5.64%	2.90%	9.49%
8774	WESTERN HEALTHCARE	Martinez	(925) 524-5000	Diana Michaels	213	\$38,385	\$26,516	3,227	0.41%	0.59%	9.03%
9255	WESTERN STATES REGIONAL	Los Angeles	(213) 385-0271	Enriqueta Laird	289	\$831	\$221	292	-4.83%	39.09%	31.97%
61003	WHEELHOUSE	San Diego	(619) 297-4835	Lisa Paul-Hill	99	\$332,489	\$244,201	21,875	15.95%	1.59%	8.98%
20068	XCEED FINANCIAL	El Segundo	(800) 932-8222	Teresa Freeborn	56	\$884,294	\$701,164	51,718	-0.93%	-7.30%	10.76%
9293	YOLO	Woodland	(530) 668-2700	Jenee Rawlings	102	\$298,619	\$225,927	20,119	1.91%	4.89%	12.95%

COLORADO CREDIT UNIONS | DATA AS OF 12.31.19

	2015	2016	2017	2018	2019	2019 Growth	5-Year CAGR
<b>Number of Credit Unions</b>	<b>85</b>	<b>82</b>	<b>81</b>	<b>81</b>	<b>80</b>	<b>-1.23%</b>	<b>-1.21%</b>
<b>Number of Members</b>	1,681,525	1,759,712	1,870,583	1,970,406	2,060,066	<b>4.55%</b>	<b>4.14%</b>
<b>Total Assets (\$000)</b>	\$20,600,923	\$22,525,464	\$24,101,675	\$25,920,596	\$28,826,955	<b>11.21%</b>	<b>6.95%</b>
<b>Total Shares (\$000)</b>	\$17,519,956	\$19,107,279	\$20,624,307	\$22,004,740	\$23,903,357	<b>8.63%</b>	<b>6.41%</b>
<b>Total Loans (\$000)</b>	\$14,267,199	\$15,976,252	\$17,835,704	\$19,772,823	\$21,067,432	<b>6.55%</b>	<b>8.11%</b>
<b>Total Capital (\$000)</b>	\$2,442,982	\$2,606,794	\$2,831,807	\$3,075,045	\$3,384,851	<b>10.07%</b>	<b>6.74%</b>

CH#	CREDIT UNION	CITY	PHONE	CEO	RANK	ASSETS (\$000)	LOANS (\$000)	MEMBERS	SHARE GROWTH	LOAN GROWTH	NET WORTH RATIO
10600	AIR ACADEMY	Colorado Springs	(719) 593-8600	Glenn Strebe	9	\$639,296	\$545,151	49,671	6.39%	1.70%	8.90%
10253	AKRON	Akron	(970) 345-2623	Clo Arnold	78	\$691	\$556	283	-3.51%	-1.74%	12.21%
64110	ARAPAHOE	Littleton	(303) 740-7063	Scott Ferndelli	24	\$138,432	\$98,316	11,102	-4.62%	-1.80%	8.36%
18574	AURORA	Aurora	(303) 755-2572	Jeff Holler	29	\$104,533	\$53,920	7,558	4.34%	7.77%	18.37%
14369	AURORA SCHOOLS	Aurora	(303) 360-0987	Brad Johnson	26	\$133,490	\$88,982	8,298	16.56%	11.40%	8.92%
62755	AVENTA	Colorado Springs	(719) 482-7600	Gregory Mills	17	\$216,935	\$175,610	29,540	16.36%	2.87%	10.00%
66037	B.C.S. COMMUNITY	Wheat Ridge	(303) 425-6627	Mark Hachtel	58	\$25,217	\$17,728	2,503	6.97%	-7.49%	16.35%
68437	BELLCO	Greenwood Village	(303) 689-7800	Doug Ferraro	2	\$5,171,033	\$4,215,993	342,563	14.85%	16.12%	10.04%
64778	CANVAS	Lone Tree	(303) 691-1234	Todd Marksberry	3	\$2,726,665	\$2,405,362	252,825	10.09%	14.70%	10.12%
24889	CLEAN ENERGY	Centennial	(720) 479-7900	Terri Mickelsen	62	\$13,597	\$11,302	1,392	145.31%	201.96%	11.64%
68443	COLORADO	Littleton	(303) 978-2274	Mike Williams	16	\$219,119	\$163,420	19,196	10.74%	0.51%	10.06%
8725	COLORAMO	Grand Junction	(970) 243-7280	Mike Moyes	27	\$113,655	\$73,493	10,022	14.52%	33.47%	11.15%
11548	COLUMBINE	Centennial	(720) 283-2346	John Faries	43	\$58,538	\$47,140	7,197	2.80%	-1.79%	8.58%
66012	COMMUNITY CHOICE	Commerce City	(303) 287-8025	Rainy Thoen	42	\$61,341	\$32,587	5,757	-0.15%	-5.23%	13.82%
17250	CO-NE	Julesburg	(970) 474-2617	Deanna Miller	73	\$4,577	\$3,191	868	6.99%	4.77%	12.81%
24854	CREDIT UNION OF COLORADO	Denver	(303) 832-4816	Terry Leis	5	\$1,626,621	\$1,100,326	135,053	5.54%	7.74%	11.22%
64342	CREDIT UNION OF DENVER	Lakewood	(303) 234-1700	Keith Cowling	8	\$885,470	\$526,083	63,902	10.65%	5.20%	12.08%
67226	CREDIT UNION OF THE ROCKIES	Golden	(303) 273-5200	Randall Mims	32	\$96,805	\$55,466	9,220	1.12%	3.98%	12.23%
24381	DELTA COUNTY	Delta	(970) 874-7674	Michelle Fish	41	\$61,459	\$20,859	4,821	1.93%	0.56%	8.38%
68616	DENVER COMMUNITY	Denver	(303) 573-1170	Shane Silvermale	12	\$354,070	\$254,237	31,227	4.51%	5.94%	13.17%
2881	DENVER FIRE DEPARTMENT	Denver	(303) 228-5300	Michael Kerr	20	\$169,384	\$84,613	5,770	11.15%	8.37%	12.85%
1660	EATON EMPLOYEES	Denver	(303) 296-4800	Jake Morse	79	\$488	\$68	84	-7.29%	-7.59%	12.21%
8701	ELECTRICAL	Arvada	(303) 428-5080	Karen Rusan	47	\$41,222	\$20,762	4,182	2.00%	0.98%	10.20%
68565	ELEVATIONS	Boulder	(303) 443-4672	Gerry Agnes	4	\$2,213,512	\$1,583,379	143,850	2.66%	4.78%	11.12%
68671	ENT	Colorado Springs	(719) 574-1100	Chad Graves	1	\$6,685,914	\$4,843,873	374,386	11.43%	6.43%	11.86%
4363	F C I	Littleton	(303) 763-2555	Lisa McCallister	75	\$3,811	\$1,417	621	-6.45%	-15.87%	22.64%
64852	FELLOWSHIP	Lamar	(719) 336-5511	Brian Kane	54	\$27,107	\$23,767	5,735	5.14%	19.57%	10.88%
9810	FIDELIS CATHOLIC	Arvada	(303) 424-5037	Justin Dickson	30	\$99,042	\$54,496	4,684	6.66%	-1.36%	9.91%
10572	FITZSIMONS	Aurora	(303) 340-3343	Robert Fryberger	18	\$192,889	\$150,469	19,688	0.89%	10.85%	12.68%
67181	FOOTHILLS	Lakewood	(720) 962-8200	Scott McNeil	28	\$107,005	\$87,056	10,373	4.15%	8.83%	10.75%
10180	FORT MORGAN SCHOOLS	Fort Morgan	(970) 867-4028	Phil Stadler	71	\$4,803	\$3,204	545	14.83%	1.00%	16.72%
11718	GRAND JUNCTION	Grand Junction	(970) 243-1370	Jeff Cyriacks	39	\$62,450	\$41,600	4,872	0.73%	-0.20%	20.67%
65471	GUADALUPE PARISH	Antonito	(719) 376-5413	Robert Chavez	53	\$29,527	\$20,654	2,984	-1.89%	5.03%	27.19%
3837	HARMONY	Grand Junction	(970) 242-3100	Lanette Williams	60	\$21,366	\$6,160	1,665	-0.12%	-6.61%	10.15%
12056	HARRISON	Colorado Springs	(719) 527-1358	Nicholas Jensen	61	\$15,159	\$10,306	1,505	1.87%	19.41%	10.47%
2794	HAXTUN COMMUNITY	Haxton	(970) 774-7396	Kristin Hadeen	66	\$6,251	\$4,951	636	5.54%	1.31%	7.27%
2818	HOLYOKE COMMUNITY	Holyoke	(970) 854-3109	Randy Hale	52	\$34,225	\$27,584	2,715	2.65%	4.54%	8.40%
68274	HORIZONS NORTH	Northglenn	(303) 451-1146	Bradley Harvey	35	\$89,485	\$66,705	7,647	1.07%	-3.52%	9.35%
65111	LEGAL COMMUNITY CU OF COLORADO	Littleton	(303) 860-1117	Sherry Espinoza	68	\$5,676	\$4,688	799	5.47%	0.75%	7.23%
62422	METRUM COMMUNITY	Centennial	(303) 770-4468	Steve Kelly	36	\$79,708	\$43,393	5,051	10.03%	-1.50%	12.80%
68240	MINNEQUA WORKS	Pueblo	(719) 544-6928	Jim Barber	19	\$190,734	\$74,431	14,373	3.90%	9.45%	13.63%
15230	MOFFAT COUNTY SCHOOLS	Craig	(970) 824-7005	Tylawn Smercina	72	\$4,683	\$2,308	894	3.95%	1.29%	13.49%
63704	MOUNTAIN RIVER	Salida	(719) 539-2968	Steve Jones	56	\$26,034	\$11,959	3,306	-2.13%	-9.45%	8.25%
65775	NORTHERN COLORADO	Greeley	(970) 330-3900	Russ Dalke	38	\$63,681	\$45,994	3,656	9.63%	6.04%	11.18%
16476	NUVISTA	Montrose	(970) 249-8813	BJ Coram	34	\$90,026	\$46,206	6,949	5.16%	9.48%	10.18%
12608	OLATHE	Olathe	(970) 323-5448	Nancy Reaksecker	80	\$379	\$320	211	-6.32%	2.34%	8.89%
64913	ON TAP	Golden	(303) 279-6414	Tracie Wilcox	14	\$284,237	\$229,170	19,887	6.20%	7.30%	10.61%
64340	ONE THIRTEEN	Colorado Springs	(719) 632-7118	Jaclyn Robertson	65	\$8,411	\$5,990	1,314	0.92%	-8.90%	7.97%
1956	OTERO COUNTY TEACHERS	La Junta	(719) 384-7488	Diane Payne	74	\$3,976	\$1,200	897	0.01%	-21.80%	9.99%
62903	PARTNER COLORADO	Arvada	(303) 422-6221	Sundie Seefried	10	\$448,845	\$309,180	36,366	5.94%	6.79%	11.22%
66155	PEOPLES	Springfield	(719) 523-6250	Deann Billings	46	\$52,131	\$43,965	3,651	4.81%	6.72%	19.18%
68266	PIKES PEAK	Colorado Springs	(719) 473-5962	Brett Raitz	33	\$94,668	\$71,756	10,207	5.54%	-2.69%	10.56%
15435	PORTER	Denver	(303) 778-5702	Doug Kaiser	59	\$21,645	\$4,679	1,987	-4.67%	-23.40%	17.82%
64037	POWER	Pueblo	(719) 564-0710	Vanessa Trexel	31	\$97,506	\$62,654	12,700	8.20%	3.69%	12.38%
62574	PREMIER MEMBERS	Boulder	(303) 442-8850	Carlos Pacheco	7	\$1,241,181	\$916,523	73,645	6.33%	1.14%	10.59%
1499	PUEBLO GOVERNMENT AGENCIES	Pueblo	(719) 542-3379	Susan McKay	51	\$34,831	\$9,886	3,364	5.26%	-0.26%	11.83%
2449	PUEBLO HORIZONS	Pueblo	(719) 542-5773	Donald Ortega	57	\$25,441	\$13,563	3,301	-6.39%	-17.69%	12.21%
68560	RED ROCKS	Littleton	(303) 471-7625	Pat Ahern	13	\$342,937	\$247,547	16,438	12.31%	-10.27%	9.66%

CH#	CREDIT UNION	CITY	PHONE	CEO	RANK	ASSETS (\$000)	LOANS (\$000)	MEMBERS	SHARE GROWTH	LOAN GROWTH	NET WORTH RATIO
13161	RIO BLANCO SCHOOLS	Rangely	(970) 675-2372	Annette Webber	67	\$6,247	\$4,054	724	4.52%	5.23%	20.90%
3963	RIO GRANDE	Grand Junction	(970) 243-7330	Valarie Neumeier	44	\$58,062	\$24,942	4,904	2.87%	1.89%	19.17%
2847	ROCKY MOUNTAIN LAW ENFORCEMENT	Denver	(303) 458-6660	Christine Wiley	15	\$238,280	\$143,453	15,072	4.79%	3.35%	17.45%
16090	ROUTT	Steamboat Springs	(970) 879-2723	Susan Garrity	70	\$4,982	\$2,096	618	-11.79%	-9.32%	9.76%
60110	SAN JUAN MOUNTAINS	Montrose	(970) 249-5319	Tara Salazar	49	\$37,325	\$22,276	3,534	7.99%	1.74%	8.85%
13300	SCHOOL DISTRICT 3	Colorado Springs	(719) 392-8439	Denise Hunt	55	\$26,118	\$15,379	1,913	-1.52%	22.34%	13.52%
63418	SHAMBHALA	Boulder	(303) 444-9003	Robert Sutherland	76	\$2,571	\$2,411	355	-13.80%	-12.50%	8.30%
62776	SOOPER	Arvada	(303) 427-5005	Dan Kester	11	\$414,152	\$318,042	34,564	6.30%	5.18%	11.17%
12609	SOUTHWEST COLORADO	Durango	(970) 247-5204	Emily Ter Maat	45	\$56,245	\$24,065	3,773	1.72%	53.24%	12.02%
8029	SPACE AGE	Aurora	(303) 369-7666	John Uchida	23	\$146,954	\$118,859	15,911	1.74%	5.22%	9.13%
65636	ST. MARY	Walsenburg	(719) 738-1760	Marian Tressell	64	\$8,430	\$2,968	1,745	-5.89%	-0.21%	19.15%
11340	ST. MICHAELS	Craig	(970) 824-2668	Kay Weeldreyer	77	\$926	\$369	198	-1.49%	32.92%	10.72%
3182	STAR TECH	Greenwood Village	(720) 493-1270	Mystic Mihalick	63	\$9,353	\$5,296	1,461	21.13%	-4.59%	19.01%
2840	STERLING	Sterling	(970) 522-0111	D. Blankenbeckler	21	\$165,946	\$59,132	9,114	10.89%	18.55%	15.31%
65082	SUNWEST	Pueblo	(719) 561-0804	Janice Mehle	22	\$149,836	\$99,008	11,400	9.76%	9.06%	10.32%
63468	VALLEY EDUCATORS	Alamosa	(719) 589-6535	Laura Schell	69	\$5,217	\$4,088	1,050	14.09%	16.57%	14.22%
63122	WELD COMMUNITY	Greeley	(970) 330-9728	David Brown	37	\$79,579	\$46,822	5,938	-0.10%	11.61%	9.86%
1608	WESTERN ROCKIES	Grand Junction	(970) 243-2434	Kristi Porter	25	\$136,512	\$88,915	14,437	3.67%	-2.81%	8.19%
65788	WESTERRA	Denver	(303) 321-4209	Jay Champion	6	\$1,571,774	\$940,265	118,022	2.79%	-20.80%	12.34%
13842	WESTMINSTER	Westminster	(303) 427-6466	John Burke	48	\$39,131	\$25,587	3,700	4.62%	0.13%	10.03%
7418	WHITE CROWN	Denver	(303) 534-4448	Kerry Spradling	40	\$61,506	\$36,926	5,336	-2.33%	-11.39%	10.41%
6424	YUMA COUNTY	Yuma	(970) 848-3823	Kathi Glanz	50	\$35,904	\$16,279	2,361	1.88%	15.14%	12.45%

CONNECTICUT CREDIT UNIONS | DATA AS OF 12.31.19

	2015	2016	2017	2018	2019	2019 Growth	5-Year CAGR
<b>Number of Credit Unions</b>	<b>109</b>	<b>103</b>	<b>98</b>	<b>95</b>	<b>92</b>	<b>-3.16%</b>	<b>-3.33%</b>
<b>Number of Members</b>	851,579	863,379	875,122	904,622	918,344	<b>1.52%</b>	<b>1.52%</b>
<b>Total Assets (\$000)</b>	\$9,642,751	\$10,026,370	\$10,380,200	\$10,813,079	\$11,430,464	<b>5.71%</b>	<b>3.46%</b>
<b>Total Shares (\$000)</b>	\$8,465,590	\$8,821,109	\$9,074,565	\$9,456,868	\$10,019,963	<b>5.95%</b>	<b>3.43%</b>
<b>Total Loans (\$000)</b>	\$5,374,094	\$5,876,579	\$6,337,544	\$6,843,000	\$7,004,273	<b>2.36%</b>	<b>5.44%</b>
<b>Total Capital (\$000)</b>	\$985,611	\$1,015,960	\$1,067,141	\$1,124,034	\$1,195,307	<b>6.34%</b>	<b>3.93%</b>

CH#	CREDIT UNION	CITY	PHONE	CEO	RANK	ASSETS (\$000)	LOANS (\$000)	MEMBERS	SHARE GROWTH	LOAN GROWTH	NET WORTH RATIO
7723	360	Windsor Locks	(860) 627-4200	Duane Crisco	11	\$234,183	\$171,750	18,043	4.63%	4.75%	8.97%
61256	ACHIEVE FINANCIAL	Berlin	(860) 828-2790	Andrew Klimkoski	15	\$131,950	\$93,367	17,234	1.19%	-5.01%	8.80%
68659	AMERICAN EAGLE FINANCIAL	East Hartford	(860) 568-2020	Dean Marchessault	1	\$2,045,639	\$1,580,853	154,334	13.45%	5.21%	9.16%
68680	AMERICA'S FIRST NETWORK	Trumbull	(203) 381-3800	Nick Moalli	37	\$35,321	\$21,773	4,885	4.87%	14.34%	10.13%
15616	ARNOLD BAKERS EMPLOYEES	Greenwich	(203) 531-2306	Pamela Edwards	82	\$2,464	\$387	369	-2.10%	-0.87%	23.28%
21190	ASA	Bloomfield	(860) 243-9571	L. Demonstranti	71	\$8,598	\$2,861	1,255	-2.75%	-1.44%	10.54%
13040	BRIDGEPORT CITY EMPLOYEES	Bridgeport	(203) 576-7280	Carl Skudlarek	45	\$28,385	\$10,969	4,188	0.14%	-0.15%	25.42%
9582	BRIDGEPORT POLICE	Bridgeport	(203) 374-6500	Dawn Cuminotto	54	\$20,312	\$7,683	2,034	7.37%	-2.46%	14.63%
3575	BRIDGEPORT POST OFFICE	Bridgeport	(203) 367-4518	Ross Murray	79	\$3,814	\$1,417	609	3.63%	14.34%	32.03%
6418	C S P EMPLOYEES	Somersville	(860) 763-3591	Christine Apruzese	69	\$9,020	\$2,230	1,641	4.37%	13.35%	14.54%
6733	CENCAP	Hartford	(860) 722-8110	Erika Brown	33	\$40,616	\$34,347	10,453	-14.48%	-6.46%	6.76%
3413	CHARTER OAK	Waterford	(860) 446-8085	Brian Orenstein	3	\$1,176,772	\$907,625	78,650	7.07%	2.44%	9.89%
61261	COMMUNITY CU OF NEW MILFORD INC.	New Milford	(860) 210-0777	John Kmetz	61	\$12,498	\$6,033	1,956	1.10%	12.25%	7.21%
60247	COMMUNITY HEALTHCARE	Manchester	(860) 643-3420	Lisa Vitkus	63	\$11,848	\$7,874	2,273	4.41%	2.69%	9.33%
23411	CONNECTICUT	North Haven	(203) 239-0346	Irene Salman	72	\$7,669	\$791	1,516	-1.24%	2.09%	9.06%
3544	CONNECTICUT LABOR DEPT.	Wethersfield	(860) 263-6500	Thomas O'Neil	62	\$12,325	\$3,162	1,551	-4.87%	-11.75%	15.86%
3683	CONNECTICUT POSTAL	New Britain	(860) 225-5595	Erin Foy	60	\$13,756	\$5,692	1,501	-2.78%	5.61%	18.32%
65728	CONNECTICUT STATE EMPLOYEES	Hartford	(860) 249-4839	Daniel Daigle	2	\$1,930,928	\$336,259	65,359	6.30%	3.68%	8.53%
1863	CONNECTICUT TRANSIT	Hartford	(860) 244-9344	Tanya Moreno	84	\$1,034	\$762	649	5.74%	8.26%	5.91%
68511	CONNEX	North Haven	(800) 278-6466	Frank Mancini	5	\$713,890	\$575,940	61,222	9.47%	6.05%	9.56%
23940	CONSOLIDATED CONTROLS CORP.	Bethel	(203) 796-6324	Dina Shoushani	83	\$1,143	\$734	216	2.06%	9.98%	18.47%
1148	COREPLUS	Norwich	(860) 886-0576	Nicholas Fortson	12	\$231,992	\$183,709	26,765	4.25%	0.18%	8.05%
68674	CORNERSTONE COMMUNITY	Fairfield	(203) 366-1336	Ralph Cervero	29	\$55,424	\$31,114	6,419	14.31%	14.48%	10.06%
1309	CROSSPOINT	Hamden	(203) 288-1695	Michael Hinchey	16	\$121,100	\$49,523	11,985	4.95%	4.14%	10.71%
19665	CURTIS	Sandy Hook	(203) 426-5861	Pamela Michel	89	\$339	\$91	114	-16.25%	-22.91%	20.08%
60457	DUTCH POINT	Wethersfield	(860) 563-2617	Francis Proto	7	\$338,763	\$181,082	23,604	8.67%	10.93%	11.29%
23896	EAST END BAPTIST TABERNACLE	Bridgeport	(203) 333-3036	Christine Taylor	91	\$133	\$17	365	11.18%	33.81%	12.10%
1729	ENFIELD COMMUNITY	Enfield	(860) 253-5100	William Hagist	44	\$28,929	\$16,313	3,781	2.21%	5.82%	8.80%
10845	FAITH TABERNACLE BAPTIST	Stamford	(203) 348-8755	Edith Shamsid-Deen	91	\$133	\$33	213	-17.99%	-44.03%	8.00%
42	FD COMMUNITY	Waterbury	(203) 753-9201	David Sacco	19	\$89,719	\$61,114	9,554	11.19%	2.13%	10.11%
68662	FINEX	East Hartford	(860) 282-0001	Michael Palladino	21	\$83,286	\$60,637	9,463	6.12%	-4.08%	9.04%
21614	FIRST BAPTIST CHURCH	Stratford	(203) 378-9228	Cornell Wright	90	\$263	\$53	238	9.05%	-21.79%	6.96%
722	FIRST BRISTOL	Bristol	(860) 584-0956	Mark Cornacchio	20	\$87,316	\$38,602	6,606	0.20%	-0.69%	11.45%
66062	FIRST CONNECTICUT	Wallingford	(203) 269-8718	Susan Brown	34	\$39,599	\$33,593	10,712	1.25%	-1.15%	7.19%
12	FRANKLIN TRUST	Hartford	(860) 296-4379	Kiernan Dubay	32	\$45,703	\$24,056	9,106	2.33%	1.84%	11.12%
4043	GENERAL ELECTRIC EMPLOYEES	Milford	(203) 783-1103	Christopher Moran	13	\$223,582	\$113,347	26,188	0.62%	0.20%	9.68%
21774	GHA	Greenwich	(203) 863-3186	Diane Saperstein	49	\$24,934	\$7,729	2,426	-7.20%	8.49%	12.81%
6628	GREATERT HARTFORD POLICE	Hartford	(860) 522-0899	Wendy Tariff	51	\$24,778	\$16,495	2,039	3.20%	20.42%	9.03%
10865	GREATERT WATERBURY HEALTHCARE	Waterbury	(203) 573-6227	Jacqueline Bellemare	64	\$11,815	\$2,294	1,258	2.19%	-1.35%	19.34%
660	GREATERT WATERTOWN	Watertown	(860) 945-0611	John Klimas	59	\$18,201	\$6,773	2,932	-0.27%	-17.15%	7.63%
19203	GREENWICH MUNICIPAL EMPLOYEES	Greenwich	(203) 869-5280	Gail Todd	52	\$23,820	\$7,726	2,049	-5.50%	11.23%	11.51%
10892	GROTON MUNICIPAL EMPLOYEES	Groton	(860) 446-4121	Cheryl Dunaj	74	\$6,790	\$2,940	616	1.76%	-9.66%	6.62%
14388	HARTFORD	Hartford	(860) 527-6663	Edward Danek	17	\$120,082	\$50,074	18,201	5.22%	-7.29%	11.39%
6498	HARTFORD FIREFIGHTERS	Hartford	(860) 246-5236	Bryan Woodward	55	\$19,901	\$7,962	1,693	0.06%	13.82%	13.40%
6626	HEALTHCARE FINANCIAL	New Haven	(203) 688-2350	Josephine Savino	27	\$60,055	\$28,198	8,948	1.25%	15.59%	12.33%
61265	KIEF PROTECTIVE MUTUAL BENE. ASSN.	Bloomfield	(860) 242-3700	Nestor Palacio	85	\$994	\$319	155	3.70%	-17.19%	21.13%
13305	LAWRENCE MEMORIAL HOSPITAL EMP.	New London	(860) 444-5104	Svetlana Atamanuk	43	\$29,337	\$9,380	3,214	1.79%	-6.31%	20.35%
13602	MANCHESTER MUNICIPAL	Manchester	(860) 649-7922	Lori Herrick	48	\$25,084	\$15,522	1,940	9.84%	2.39%	9.73%
1706	MCKESSON	Stratford	(203) 381-9492	Gary Hultgren	47	\$26,638	\$7,061	3,041	11.01%	1.60%	9.80%
68487	MEMBERS	Cos Cob	(203) 622-6050	Kathy Chartier	42	\$29,345	\$21,084	3,148	1.76%	5.41%	9.29%
1049	MEMBERSFIRST CT	Meriden	(203) 237-6424	Ed Hogan	23	\$76,009	\$27,103	6,672	5.14%	0.57%	11.51%
153	MERIDEN POSTAL EMPLOYEES	Meriden	(203) 560-7809	Tom Sagnella	88	\$497	\$117	92	-16.39%	9.48%	26.26%
4303	MERRITT	Wilton	(203) 210-7585	Diane Heggland	65	\$11,803	\$6,995	2,343	-3.67%	-1.78%	11.05%
65817	METROPOLITAN DISTRICT EMPLOYEES	Hartford	(860) 560-9036	Karen Viets	50	\$24,818	\$14,716	1,859	4.48%	-3.04%	14.22%
68479	MUTUAL SECURITY	Shelton	(203) 402-7400	Larry Holderman	8	\$319,353	\$291,413	27,718	3.22%	1.51%	7.46%
65809	NEW HAVEN COUNTY	North Haven	(203) 234-8773	Christopher Marone	56	\$18,789	\$12,001	3,141	-3.66%	13.20%	8.00%
65862	NEW HAVEN FIREFIGHTERS	New Haven	(203) 624-0939	Michelle Serra	73	\$7,103	\$2,321	779	5.60%	-2.43%	19.82%
10729	NEW HAVEN POLICE AND MUNICIPAL	New Haven	(203) 562-8318	Nancy Zito	77	\$5,185	\$2,728	910	-3.76%	-20.04%	28.48%

CH#	CREDIT UNION	CITY	PHONE	CEO	RANK	ASSETS (\$000)	LOANS (\$000)	MEMBERS	SHARE GROWTH	LOAN GROWTH	NET WORTH RATIO
19	NEW HAVEN TEACHERS	New Haven	(203) 865-4334	Peter Persano	70	\$9,003	\$1,172	1,389	-0.09%	-7.78%	31.22%
60480	NEW LONDON MUNICIPAL EMPLOYEES	New London	(860) 447-1585	Melissa Robinson	81	\$3,219	\$1,926	493	7.83%	14.07%	20.60%
2709	NORTHEAST FAMILY	Manchester	(860) 646-8870	Joanne Todd	22	\$82,976	\$35,212	6,076	3.50%	1.29%	10.05%
66057	NORTHEASTERN CT HEALTHCARE	Putnam	(860) 928-2347	Kathy Butremovic	68	\$9,111	\$4,695	1,970	-0.38%	-3.86%	15.31%
65803	NORTHWEST HILLS	Torrington	(860) 496-7326	Paul Rougeot	39	\$31,157	\$14,211	4,670	-0.72%	5.00%	8.76%
65954	NORWALK HOSPITAL	Norwalk	(203) 857-4530	Donald Robertson	38	\$34,549	\$8,071	2,721	-1.69%	-12.53%	9.41%
12375	NORWALK POSTAL EMPLOYEES	Norwalk	(203) 354-2670	Susan Bennett	87	\$519	\$434	285	-20.52%	21.80%	15.04%
68657	NUTMEG STATE FINANCIAL	Rocky Hill	(860) 513-5000	John Holt	6	\$448,768	\$358,755	40,561	0.68%	-4.08%	15.27%
1399	PITNEY BOWES EMPLOYEES	Shelton	(800) 356-5965	Chris Fonseca	28	\$59,830	\$16,653	4,578	-2.11%	-11.73%	17.43%
66044	REGIONAL WATER AUTHORITY EMPLOYEES	New Haven	(203) 401-2750	Sarah Bochicchio	75	\$6,156	\$1,136	524	-2.93%	-9.47%	11.57%
3790	SCIENCE PARK	New Haven	(203) 786-5885	Michelle Poudrier	78	\$4,117	\$2,366	756	7.38%	10.60%	21.89%
24029	SCIENT	Groton	(860) 445-1060	David Purcell	9	\$253,174	\$225,777	21,913	-2.26%	-0.47%	9.32%
854	SEASONS	Middletown	(860) 346-6614	Keith Wiemert	14	\$148,654	\$106,239	17,489	-0.18%	-20.09%	8.00%
68453	SIKORSKY FINANCIAL	Stratford	(203) 377-2252	Vincent Ciambriello	4	\$775,533	\$565,825	53,244	3.76%	5.84%	12.89%
452	SKYLINE FINANCIAL	Waterbury	(203) 755-2030	Tara Kewalis	40	\$30,800	\$16,658	4,634	3.34%	-1.91%	11.57%
68620	SOUNDVIEW FINANCIAL	Bethel	(203) 796-4500	Jo-Ann Palladino	35	\$36,882	\$19,844	3,768	6.47%	1.65%	12.19%
20629	ST. VINCENT'S MEDICAL CENTER	Bridgeport	(203) 576-5588	Mary Jean Ramsay	58	\$18,397	\$4,663	2,011	-2.74%	-6.94%	12.37%
24705	STAMFORD	Stamford	(203) 977-4701	Edward Fox	24	\$66,476	\$45,178	5,832	5.55%	8.13%	10.70%
66002	STAMFORD HEALTHCARE	Stamford	(203) 316-9111	R. Coscarelli-Curtis	57	\$18,651	\$4,051	2,952	-3.04%	-1.73%	12.59%
6341	STAMFORD POSTAL EMPLOYEES	Stamford	(203) 964-1229	Aurora Docimo	66	\$11,698	\$2,745	1,853	-10.38%	-6.37%	28.47%
60048	STATE POLICE	Meriden	(800) 310-7728	Cynthia Graham	25	\$62,644	\$20,882	3,191	0.36%	1.23%	16.30%
1077	TOBACCO VALLEY TEACHERS	Enfield	(860) 253-4780	Lori Triba	31	\$46,820	\$18,427	3,944	3.34%	7.25%	9.54%
14003	TORRINGTON MUNICIPAL AND TEACHERS	Torrington	(860) 489-2212	Donna Battistoni	30	\$51,404	\$28,627	9,521	6.33%	10.65%	9.38%
10213	TRI-TOWN TEACHERS	Westport	(203) 227-8511	David Ritch	53	\$21,017	\$18,133	2,142	-3.46%	-2.15%	10.51%
61838	TRUMBULL	Trumbull	(203) 452-5095	Ross Murray	80	\$3,391	\$1,039	522	-1.65%	18.21%	10.53%
13107	UKRAINIAN SELFRELIANCE NEW ENGLAND	Wethersfield	(860) 296-4714	George Stachiw	36	\$35,814	\$25,154	2,860	0.34%	3.33%	8.29%
7244	UNITED BUSINESS & INDUSTRY	Plainville	(860) 747-4152	Stuart Phillips	18	\$107,405	\$81,644	11,661	5.51%	-4.27%	8.38%
5496	VALLEY CATHOLIC	Simsbury	(860) 658-9921	Vaughan Marecki	86	\$955	\$657	216	-7.44%	-19.93%	8.15%
22	WATERBURY CONNECTICUT TEACHERS	Waterbury	(203) 758-9500	Martin Misset	10	\$242,624	\$183,196	19,436	7.29%	0.17%	15.00%
3709	WATERBURY POLICE	Waterbury	(203) 757-6775	Claire Vastola	76	\$5,478	\$2,438	1,092	-0.30%	1.06%	13.62%
3337	WATERBURY POSTAL EMPLOYEES	Waterbury	(203) 756-2891	John Brown	67	\$11,120	\$2,238	1,016	-1.28%	7.98%	20.21%
24786	WELLNESS	Hartford	(860) 547-0027	Cheryl Calabrese	41	\$30,584	\$22,484	6,568	-5.76%	-17.51%	4.42%
17330	WESTERN CONNECTICUT	Bethel	(203) 791-9399	Sabrina Defazio	46	\$26,752	\$20,977	3,924	-1.37%	6.11%	7.19%
3757	WINDSOR LOCKS	Windsor Locks	(860) 292-2940	Charla Stetson	26	\$61,011	\$36,024	4,307	3.10%	-3.19%	10.54%

DELAWARE CREDIT UNIONS | DATA AS OF 12.31.19

	2015	2016	2017	2018	2019	2019 Growth	5-Year CAGR
<b>Number of Credit Unions</b>	<b>22</b>	<b>19</b>	<b>18</b>	<b>17</b>	<b>17</b>	<b>0.00%</b>	<b>-5.03%</b>
<b>Number of Members</b>	230,103	240,388	247,751	245,851	252,198	<b>2.58%</b>	<b>1.85%</b>
<b>Total Assets (\$000)</b>	\$2,103,578	\$2,199,587	\$2,246,031	\$2,254,134	\$2,383,570	<b>5.74%</b>	<b>2.53%</b>
<b>Total Shares (\$000)</b>	\$1,868,136	\$1,940,859	\$1,983,916	\$1,993,778	\$2,103,748	<b>5.52%</b>	<b>2.40%</b>
<b>Total Loans (\$000)</b>	\$1,087,003	\$1,205,931	\$1,257,091	\$1,306,719	\$1,427,374	<b>9.23%</b>	<b>5.60%</b>
<b>Total Capital (\$000)</b>	\$238,183	\$237,109	\$244,063	\$253,688	\$275,021	<b>8.41%</b>	<b>2.92%</b>

CH#	CREDIT UNION	CITY	PHONE	CEO	RANK	ASSETS (\$000)	LOANS (\$000)	MEMBERS	SHARE GROWTH	LOAN GROWTH	NET WORTH RATIO
15790	ALLYFED	New Castle	(302) 429-0404	Dawn Sutcliffe	12	\$21,734	\$6,370	3,441	3.52%	-0.26%	14.95%
15426	AMERICAN SPIRIT	Newark	(302) 738-4515	Maurice Dawkins	9	\$67,532	\$30,173	13,310	10.53%	10.28%	15.63%
15185	COMMUNITY POWERED	Bear	(302) 392-2930	Douglas Troskey	6	\$127,647	\$58,583	9,254	0.79%	-7.89%	11.75%
16769	DELAWARE RIVER & BAY AUTH. EMP.	New Castle	(302) 571-6323	Joseph Larotonda	16	\$5,731	\$699	597	-8.93%	15.08%	16.45%
13791	DELAWARE STATE POLICE	Georgetown	(800) 288-1080	Ina Fitch	7	\$124,021	\$58,837	9,857	12.53%	18.40%	9.57%
13919	DEL-ONE	Dover	(302) 739-4496	Ronald Baron	1	\$493,219	\$422,314	71,155	9.49%	12.30%	9.94%
2187	DEXSTA	Wilmington	(302) 571-0522	Jerry King	3	\$315,096	\$210,884	36,557	10.84%	9.87%	9.44%
12443	DOVER	Dover	(302) 678-8000	Chaz Rzewnicki	2	\$486,605	\$339,873	41,737	6.68%	15.65%	8.27%
464	EAGLE ONE	Claymont	(302) 798-7749	Danielle Gallagher	8	\$79,176	\$51,557	11,167	-0.73%	6.84%	10.54%
8609	EDU	New Castle	(302) 613-5330	Terri Keene	10	\$42,352	\$16,150	10,754	-2.14%	-8.91%	6.81%
18765	LOUVIERS	Newark	(302) 733-0426	Christopher Davis	5	\$262,868	\$51,467	18,946	-3.07%	-2.58%	12.75%
17687	NEW CASTLE COUNTY DELAWARE EMP.	New Castle	(302) 395-5350	M. Jeffries-Snedeker	11	\$24,103	\$5,309	2,467	1.56%	3.30%	10.37%
663	PRIORITY PLUS	Wilmington	(302) 633-6480	Susan Winward	13	\$18,178	\$7,894	1,947	1.80%	3.50%	19.54%
16364	PROVIDENT	Dover	(302) 734-1133	Francine Wilson	15	\$10,293	\$5,746	1,591	0.01%	5.31%	14.13%
24845	STEPPING STONES COMMUNITY	Wilmington	(302) 298-3253	M. Tovar-Rangel	17	\$2,230	\$262	774	37.08%	68.81%	15.98%
13121	TIDEMARK	Seaford	(302) 629-0100	Pamela Fleurette	4	\$290,083	\$157,387	14,949	2.47%	0.51%	16.26%
11347	WILMINGTON POLICE & FIRE	Wilmington	(302) 654-0818	Evelyn Vega	14	\$12,703	\$3,869	3,695	-4.77%	13.08%	20.23%



## STATE TABLE

## DISTRICT OF COLUMBIA

DISTRICT OF COLUMBIA CREDIT UNIONS | DATA AS OF 12.31.19

	2015	2016	2017	2018	2019	2019 Growth	5-Year CAGR
<b>Number of Credit Unions</b>	<b>40</b>	<b>39</b>	<b>39</b>	<b>37</b>	<b>36</b>	<b>-2.70%</b>	<b>-2.09%</b>
<b>Number of Members</b>	276,942	282,967	277,211	276,795	302,487	<b>9.28%</b>	<b>1.78%</b>
<b>Total Assets (\$000)</b>	\$6,950,965	\$7,371,901	\$7,752,031	\$8,053,470	\$9,175,178	<b>13.93%</b>	<b>5.71%</b>
<b>Total Shares (\$000)</b>	\$6,066,766	\$6,433,584	\$6,771,920	\$6,959,659	\$7,932,737	<b>13.98%</b>	<b>5.51%</b>
<b>Total Loans (\$000)</b>	\$3,845,535	\$4,176,099	\$4,429,831	\$4,664,408	\$5,539,240	<b>18.76%</b>	<b>7.57%</b>
<b>Total Capital (\$000)</b>	\$804,383	\$846,796	\$898,042	\$961,540	\$1,131,161	<b>17.64%</b>	<b>7.06%</b>

CH#	CREDIT UNION	CITY	PHONE	CEO	RANK	ASSETS (\$000)	LOANS (\$000)	MEMBERS	SHARE GROWTH	LOAN GROWTH	NET WORTH RATIO
16416	ADVANTAGE FINANCIAL	Washington	(202) 737-6969	Don Johnson	10	\$112,985	\$67,491	9,682	-0.16%	-7.04%	10.48%
7992	AFL CIO EMPLOYEES	Washington	(301) 683-2784	Robert James	15	\$50,012	\$33,927	4,948	-2.19%	5.79%	10.83%
5227	ASBURY	Washington	(202) 783-3308	Charlyn Bachemin	32	\$338	\$9	211	-7.95%	318.79%	22.82%
5582	BANK-FUND STAFF	Washington	(202) 212-6400	Eli Vazquez	1	\$5,188,505	\$3,017,246	89,925	3.48%	6.96%	12.30%
8797	CONGRESSIONAL	Washington	(703) 934-8300	Sean Zimmermann	2	\$996,248	\$614,304	47,126	1.68%	6.84%	9.48%
16411	DC	Washington	(202) 671-1626	Carla Decker	14	\$65,132	\$46,576	11,359	3.04%	0.33%	12.91%
6088	DC FIRE DEPARTMENT	Washington	(202) 635-0118	William Dunham	25	\$7,551	\$3,069	1,637	4.26%	0.65%	19.44%
16410	DEPARTMENT OF COMMERCE	Washington	(202) 808-3600	Evan Clark	4	\$529,368	\$390,696	18,586	8.12%	13.04%	8.65%
4963	DEPARTMENT OF LABOR	Washington	(202) 789-2901	Thomas Domingue	12	\$89,976	\$52,558	6,744	-1.04%	4.66%	14.97%
1821	DISTRICT OF COLUMBIA TEACHERS	Washington	(202) 547-4800	Marvel White	16	\$46,274	\$15,531	4,730	-0.45%	-3.73%	10.86%
262	EP	Washington	(202) 874-3210	Kirsten Williams	13	\$65,993	\$32,857	5,206	1.67%	2.94%	8.52%
320	FRB	Washington	(202) 452-2800	Theresa Trimble	11	\$94,738	\$55,360	6,049	5.61%	43.37%	9.58%
16046	GEORGETOWN	Washington	(202) 687-4841	Michael Ray	22	\$15,194	\$7,809	2,538	-21.67%	-2.50%	4.83%
23979	GEORGETOWN U. ALUM. AND STUDENTS	Washington	(202) 687-8616	Matthew O'Donnell	21	\$15,645	\$5,386	3,316	-6.93%	1.87%	10.77%
538	GOVERNMENT PRINTING OFFICE	Washington	(202) 512-1067	Stephanie Covington	20	\$30,964	\$16,603	4,142	-1.16%	-16.73%	9.23%
2299	GSA	Washington	(202) 501-0677	Jerome Malvin	18	\$37,777	\$24,021	5,328	8.51%	3.17%	10.25%
648	HOWARD UNIVERSITY EMPLOYEES	Washington	(202) 806-6128	Michael Hines	23	\$9,509	\$6,508	1,372	-4.01%	-15.00%	18.57%
4037	HUD	Washington	(202) 863-2800	Roni Krupnick	17	\$45,401	\$27,479	5,110	-3.29%	15.60%	8.91%
14176	IDB GLOBAL	Washington	(202) 623-3363	Chip Lusk	3	\$586,632	\$443,183	11,211	6.33%	10.70%	13.50%
319	INTERIOR	Washington	(202) 208-3936	Michael Merryman	8	\$233,278	\$181,274	17,563	13.08%	7.82%	9.12%
22323	JOHN WESLEY AME ZION CHURCH	Washington	(202) 667-3824	Robert Goodman	35	\$74	\$2	135	34.69%	-59.25%	10.14%
15174	LEE	Washington	(202) 289-7580	Richard Chiu	24	\$8,603	\$2,559	410	-7.19%	-4.26%	25.30%
266	LIBRARY OF CONGRESS	Washington	(202) 707-5852	Marsha King	5	\$261,484	\$146,071	9,932	3.37%	0.95%	16.47%
24219	MT. AIRY BAPTIST CHURCH	Washington	(202) 789-2271	Gilbert Dickinson	28	\$1,161	\$331	380	-1.20%	7.86%	25.46%
6506	MT. GILEAD	Washington	(202) 462-0427	Gloria Downing	36	\$63	\$25	62	2.90%	-9.85%	17.77%
22686	NAPFE	Washington	(202) 939-6325	Crystal Jones	26	\$2,621	\$480	522	-17.27%	1.35%	38.63%
15000	O.A.S. STAFF	Washington	(202) 458-3834	Carlos Calderon	6	\$237,657	\$129,456	8,946	-2.96%	10.30%	8.72%
6464	PAHO-WHO	Washington	(202) 974-3453	Miguel Boluda	7	\$234,907	\$132,304	5,881	3.64%	8.17%	18.14%
24073	PARAMOUNT BAPTIST CHURCH	Washington	(301) 562-6339	Brenda Lipscomb	34	\$146	\$77	400	3.56%	23.53%	31.75%
367	PEPCO	Washington	(202) 872-3085	Ken Filipovich	19	\$36,546	\$8,162	2,168	7.91%	1.77%	9.40%
24262	PHI BETA SIGMA	Washington	(202) 726-2285	Jasper James	30	\$595	\$172	830	7.62%	-31.51%	11.40%
17691	PMI EMPLOYEES	Washington	(202) 785-9191	Matthew Hebb	29	\$606	\$165	135	9.23%	-4.13%	15.83%
9613	SARGENT	Washington	(202) 396-2923	Lorretta Curry	33	\$312	\$135	400	11.01%	-19.23%	5.59%
17874	ST. GABRIELS	Washington	(202) 726-1965	Audrey Thomas	31	\$500	\$88	131	-2.02%	10.54%	9.99%
162	TREASURY DEPARTMENT	Washington	(202) 289-1950	Alfred Scipio	9	\$166,812	\$76,702	15,079	-1.34%	-2.43%	8.41%
9384	WASHINGTON TYPOGRAPHIC	Washington	(202) 966-5155	James Rehill	27	\$1,574	\$622	293	-18.17%	-16.90%	8.62%

FLORIDA CREDIT UNIONS | DATA AS OF 12.31.19

	2015	2016	2017	2018	2019	2019 Growth	5-Year CAGR
<b>Number of Credit Unions</b>	<b>150</b>	<b>141</b>	<b>134</b>	<b>132</b>	<b>130</b>	<b>-1.52%</b>	<b>-2.82%</b>
<b>Number of Members</b>	5,168,019	5,394,879	5,580,944	5,839,693	6,125,660	<b>4.90%</b>	<b>3.46%</b>
<b>Total Assets (\$000)</b>	\$54,024,417	\$58,733,949	\$62,722,540	\$66,983,502	\$74,035,750	<b>10.53%</b>	<b>6.51%</b>
<b>Total Shares (\$000)</b>	\$46,218,607	\$49,955,962	\$53,263,566	\$56,410,138	\$63,395,837	<b>12.38%</b>	<b>6.52%</b>
<b>Total Loans (\$000)</b>	\$34,459,623	\$38,470,157	\$42,615,534	\$47,072,691	\$52,261,108	<b>11.02%</b>	<b>8.69%</b>
<b>Total Capital (\$000)</b>	\$6,122,705	\$6,455,765	\$6,946,331	\$7,519,442	\$8,366,936	<b>11.27%</b>	<b>6.44%</b>

CH#	CREDIT UNION	CITY	PHONE	CEO	RANK	ASSETS (\$000)	LOANS (\$000)	MEMBERS	SHARE GROWTH	LOAN GROWTH	NET WORTH RATIO
61605	121 FINANCIAL	Jacksonville	(904) 723-6300	David Marovich	31	\$541,950	\$439,756	46,022	-0.61%	-0.13%	9.96%
67309	1ST STREET	Sarasota	(941) 953-6744	Arthur Hart	99	\$31,224	\$10,052	2,473	6.33%	-4.72%	11.99%
60087	ACHIEVA	Dunedin	(727) 431-7680	Gary Regoli	11	\$1,780,626	\$1,310,747	165,153	3.34%	0.31%	10.98%
68702	ADDITION FINANCIAL	Lake Mary	(407) 896-9411	Kevin Miller	10	\$2,001,706	\$1,411,875	165,609	8.89%	23.59%	10.88%
67349	ADVENTHEALTH	Altamonte Springs	(407) 303-1527	John Martin	81	\$57,193	\$41,736	9,718	10.65%	18.60%	11.41%
67316	ALIVE	Jacksonville	(904) 296-1292	Rose Gunter	55	\$138,600	\$80,463	14,736	6.37%	-2.53%	14.81%
67432	ALLIANCE CREDIT UNION OF FLORIDA	Gainesville	(352) 372-8225	Tim Cannon	84	\$52,381	\$36,490	5,994	7.98%	5.90%	7.25%
14391	BAPTIST HEALTH SOUTH FLORIDA	Miami	(786) 257-2304	Alejandro Aspuru	78	\$65,382	\$46,064	11,625	0.74%	3.53%	14.88%
63262	BAY	Panama City	(850) 785-6103	Robert Little	64	\$102,133	\$50,404	8,180	-11.21%	-3.78%	10.40%
67347	BRIGHTSTAR	Fort Lauderdale	(954) 486-2728	Mike Tomko	32	\$518,452	\$379,637	59,207	8.18%	5.81%	10.64%
11746	BROWARD HEALTHCARE	Fort Lauderdale	(954) 625-3660	Dan Walker	74	\$72,029	\$28,940	9,038	-2.42%	4.83%	11.97%
11154	BUCKEYE COMMUNITY	Perry	(850) 223-7100	Aaron Logue	63	\$102,609	\$76,215	10,191	5.43%	-3.36%	10.43%
67431	CALHOUN-LIBERTY EMPLOYEES	Blountstown	(850) 674-4527	Thomas Flowers	79	\$62,408	\$34,725	5,667	3.04%	13.69%	9.24%
68391	CAMPUS USA	Gainesville	(352) 335-9090	Jerry Benton	8	\$2,090,848	\$1,728,788	118,818	15.05%	10.58%	11.92%
62417	CENTRAL CREDIT UNION OF FLORIDA	Pensacola	(850) 474-0970	Carolyn Dwelle	51	\$173,040	\$110,878	17,108	-0.08%	6.23%	11.27%
24479	CITY & POLICE	Jacksonville	(904) 854-9775	Aaron Logue	72	\$79,108	\$41,735	6,338	3.83%	13.04%	10.00%
67323	CITY COUNTY EMPLOYEES	Clearwater	(727) 442-7746	Lois Blithe	103	\$24,614	\$18,421	3,016	4.11%	9.67%	12.96%
68016	COAST 2 COAST FINANCIAL	Tampa	(813) 621-9631	Sharmon Lenth	108	\$21,221	\$13,549	1,883	1.71%	-0.29%	13.03%
1115	COASTLINE	Jacksonville	(904) 346-1700	Donna Johnson	59	\$120,882	\$68,571	10,456	1.33%	-3.38%	10.93%
60816	COMMUNITY	Rockledge	(321) 690-2328	Laurie Cappelli	21	\$809,921	\$633,375	47,972	12.32%	8.38%	12.77%
67290	COMMUNITY FIRST CU OF FLORIDA	Jacksonville	(904) 354-8537	John Hirabayashi	12	\$1,752,061	\$1,331,945	144,436	5.95%	14.88%	13.52%
67434	COMMUNITY SOUTH	Chipley	(850) 638-8376	Jan Page	56	\$135,071	\$100,759	11,287	4.55%	9.23%	14.41%
1068	COMPASS FINANCIAL	Hialeah	(305) 887-9781	Leonardo Acosta	111	\$19,661	\$15,903	2,434	-6.98%	2.02%	16.01%
67342	CONNECT	Fort Lauderdale	(954) 730-2047	Scott Meyer	73	\$78,238	\$47,635	5,773	1.83%	-1.13%	11.64%
67933	CONTAINER MUTUAL	Fernandina Beach	(904) 277-5713	Cindy Evans	123	\$7,160	\$2,999	765	-2.66%	-13.36%	38.03%
22159	CORAL COMMUNITY	Fort Lauderdale	(954) 772-2330	Joe Pitcher	97	\$33,089	\$16,018	4,428	2.84%	11.58%	9.93%
68691	COUNTRY FINANCIAL	MacClenny	(904) 259-6702	Anita Crews	67	\$89,566	\$63,468	7,042	8.99%	8.86%	10.39%
24508	DADE COUNTY	Sweetwater	(305) 471-5080	George Joseph	22	\$784,002	\$524,288	98,923	2.69%	8.15%	12.98%
60077	ECCO	Pace	(850) 994-6982	Charles O'Quinn	107	\$22,553	\$12,364	1,048	-3.39%	0.87%	19.98%
67336	ECU	Seminole	(800) 382-2400	Susan Langley	95	\$33,379	\$16,045	3,344	-3.14%	-11.49%	15.74%
9788	EGLIN	Fort Walton Beach	(850) 862-0111	Jerry Williams	9	\$2,051,194	\$863,885	121,309	5.14%	12.39%	12.35%
67338	ELECTRICIANS' LOCAL 349	Miami	(305) 325-0511	Angela Wright	127	\$4,621	\$1,003	746	2.95%	-5.76%	17.29%
3388	EMERALD COAST	Port St. Joe	(850) 227-1156	April Redmond	83	\$53,582	\$26,251	5,515	-7.64%	-0.22%	8.00%
67329	ENVISION	Tallahassee	(850) 942-9000	Darryl Worrell	27	\$627,979	\$462,338	56,390	6.73%	10.20%	9.14%
24204	EVERGLADES	Clewiston	(863) 983-5141	Marta Betancourt	91	\$38,289	\$23,499	4,611	5.47%	4.37%	13.83%
68018	F.R.S.A.	Winter Park	(407) 657-7212	Susan Lee	128	\$4,587	\$3,608	851	-0.06%	4.24%	10.72%
68417	FAIRWINDS	Orlando	(407) 270-6030	Larry Tobin	6	\$2,670,383	\$1,971,708	197,694	19.02%	14.20%	11.16%
26	FARMERS	Jacksonville	(904) 764-4591	Theresa Whitfield	116	\$15,934	\$4,585	1,309	6.98%	-5.96%	12.23%
13902	FICARE	Tampa	(813) 870-4362	Denelle Miller	85	\$50,690	\$25,157	6,462	0.53%	6.71%	12.52%
19605	FINANCIAL EDUCATORS	Daytona Beach	(386) 506-3040	Russell Morin	113	\$16,972	\$10,266	1,970	-2.96%	-3.02%	15.87%
67725	FIRST CHOICE	West Palm Beach	(561) 641-0100	Michael Welte	60	\$113,510	\$45,685	10,199	1.64%	-2.82%	10.73%
831	FIRST COAST	Jacksonville	(904) 387-5660	Susan Cantrell	121	\$8,557	\$5,188	1,742	-8.22%	-8.13%	15.60%
68524	FIRST COAST COMMUNITY	Palatka	(386) 328-5555	Gretchen Lunsford	62	\$109,310	\$41,004	11,582	-0.07%	3.39%	12.94%
68301	FIRST COMMERCE	Tallahassee	(850) 488-0035	Cecilia Homison	28	\$615,519	\$438,536	54,613	1.81%	-0.05%	12.13%
61170	FIRST FLORIDA	Jacksonville	(904) 359-6800	Brent Lister	18	\$1,055,950	\$699,395	54,727	16.98%	10.18%	13.67%
68461	FLAG	Tallahassee	(850) 488-6781	Michael Akers	90	\$39,601	\$30,211	5,923	-0.73%	16.07%	10.75%
60497	FLORIDA	Gainesville	(352) 377-4141	Mark Starr	16	\$1,266,314	\$1,098,672	111,746	13.59%	12.93%	10.61%
187	FLORIDA A & M UNIVERSITY	Tallahassee	(850) 222-4541	Sheilah Montgomery	110	\$20,242	\$13,732	3,433	6.96%	-12.69%	4.73%
67668	FLORIDA CENTRAL	Tampa	(813) 879-3333	Laida Garcia	35	\$495,126	\$342,234	54,467	-1.14%	-3.94%	8.55%
378	FLORIDA CUSTOMS	Tampa	(813) 248-1527	Leianne Harden	120	\$9,592	\$3,072	1,098	-2.85%	-10.63%	18.59%
67300	FLORIDA DEPT. OF TRANSPORTATION	Tallahassee	(850) 414-4400	Kevin Keith	86	\$50,337	\$22,541	3,307	3.13%	8.11%	17.75%
67561	FLORIDA RURAL ELECTRIC	Tallahassee	(850) 877-6168	Paula Tuten	101	\$28,089	\$17,619	3,701	-4.43%	-3.38%	20.65%
14635	FLORIDA STATE EMPLOYEES	Pensacola	(850) 474-1400	Christina Reynolds	106	\$22,570	\$12,926	2,887	-8.20%	3.88%	7.08%
67874	FLORIDA STATE UNIVERSITY	Tallahassee	(850) 224-4960	Chuck Adcock	44	\$223,594	\$179,601	25,874	-0.24%	-5.34%	10.28%
67337	FLORIDA WEST COAST	Brandon	(813) 643-5572	Mary Wood	66	\$96,822	\$48,092	10,125	3.45%	-0.43%	12.08%
967	GOLD COAST	Palm Springs	(561) 965-1000	Steven Bush	49	\$185,007	\$91,279	21,469	4.18%	1.45%	11.07%
67643	GPCE	Pensacola	(850) 430-1961	Anita Cooper	87	\$46,611	\$18,618	3,273	0.35%	-4.99%	9.45%
9976	GROW FINANCIAL	Tampa	(813) 837-2451	Thomas Feindt	5	\$2,714,880	\$2,192,632	205,515	11.06%	3.61%	9.71%
196	GTE FINANCIAL	Tampa	(813) 871-2690	Brian Best	7	\$2,205,234	\$1,677,737	227,941	10.35%	-8.65%	8.72%

CH#	CREDIT UNION	CITY	PHONE	CEO	RANK	ASSETS (\$000)	LOANS (\$000)	MEMBERS	SHARE GROWTH	LOAN GROWTH	NET WORTH RATIO
67521	GUARDIANS	West Palm Beach	(561) 686-4006	John Deese	46	\$206,920	\$131,425	35,380	22.94%	28.14%	13.17%
68412	GULF STATES	Maitland	(407) 831-8844	Gary Teramae	100	\$29,112	\$13,595	3,339	-3.83%	-3.71%	16.55%
68694	GULF WINDS	Pensacola	(850) 479-9601	Chris Rutledge	25	\$719,555	\$498,943	71,512	8.97%	14.76%	11.97%
5727	HARVESTERS	Cantonment	(850) 968-2233	Keith Golden	50	\$184,330	\$155,285	19,222	8.54%	-0.05%	8.66%
7534	HIALEAH MUNICIPAL EMPLOYEES	Hialeah	(305) 883-8090	Patricia Gersack	118	\$11,656	\$3,772	1,553	-2.82%	-4.65%	30.59%
68663	IBM SOUTHEAST EMPLOYEES	Boca Raton	(561) 982-4700	Michael Miller	15	\$1,532,195	\$1,258,284	94,223	35.74%	39.98%	8.71%
7783	INNOVATIONS	Panama City	(850) 233-4400	David Southall	40	\$253,639	\$176,504	20,325	-5.09%	11.21%	9.23%
67344	INSIGHT	Winter Springs	(407) 426-6000	George Davis	30	\$553,071	\$313,045	42,787	-1.00%	-8.26%	9.95%
67334	JACKSON COUNTY TEACHERS	Marianna	(850) 526-4470	Valena Alexander	94	\$34,572	\$13,814	4,020	-3.45%	-6.09%	22.11%
67717	JACKSONVILLE FIREMEN'S	Jacksonville	(904) 353-4788	Phillip Springer	92	\$36,330	\$14,519	2,671	2.44%	-1.14%	9.59%
67298	JACKSONVILLE POSTAL & PROF.	Jacksonville	(904) 743-2555	Davis Johnston	89	\$40,096	\$16,904	2,982	-1.84%	-1.23%	21.54%
340	JAX	Jacksonville	(904) 475-8000	Mary Svoboda	36	\$415,224	\$341,305	37,555	5.63%	12.41%	11.03%
67341	JEFFERSON COUNTY TEACHERS	Monticello	(850) 342-0250	Kayla Mckown	119	\$11,288	\$5,766	1,068	9.59%	14.24%	13.12%
24718	JETSTREAM	Miami Lakes	(305) 821-7060	Jeanne Kucey	48	\$192,010	\$121,031	17,649	-1.35%	-9.10%	12.15%
23709	JM ASSOCIATES	Jacksonville	(904) 378-4588	Jim Ryan	57	\$126,035	\$53,389	8,057	-1.03%	0.09%	15.09%
4135	KEYS	Key West	(305) 294-6622	Maggie Sayer	52	\$152,084	\$114,659	13,980	6.15%	0.51%	9.20%
15605	LAUNCH	Merritt Island	(321) 455-9400	Joe Mirachi	23	\$783,397	\$516,143	68,497	0.75%	18.22%	12.91%
67305	LEE COUNTY MOSQUITO CONTROL	Lehigh Acres	(239) 694-2174	Shelley Dew	130	\$2	\$0	1	-100.00%	-100.00%	0.00%
16979	LOCAL 606 ELECTRICAL WORKERS	Orlando	(407) 896-4733	Jan Sullivan	122	\$7,644	\$1,737	418	-4.36%	-16.85%	17.13%
67630	MADISON EDUCATION ASSOC.	Madison	(850) 973-3132	Gena Shiver	125	\$6,165	\$2,207	844	14.36%	-2.43%	14.20%
12238	MANATEE COMMUNITY	Bradenton	(941) 748-7704	Sherod Halliburton	98	\$32,117	\$19,791	3,688	-4.99%	-7.64%	20.61%
9915	MCCOY	Orlando	(407) 855-5452	Alvin Cowans	29	\$593,644	\$358,182	69,522	0.97%	2.69%	10.67%
61160	MEMBERS FIRST CREDIT UNION OF FL	Pensacola	(850) 434-2211	Caryl Greene	47	\$200,992	\$97,128	17,691	3.36%	-2.42%	14.21%
20468	MEMORIAL EMPLOYEES	Hollywood	(954) 265-5862	George Glasser	77	\$68,717	\$29,239	9,089	0.44%	12.42%	11.37%
9441	METRO NORTH	Jacksonville	(904) 757-5562	Dan Jones	117	\$15,755	\$7,866	1,482	-7.94%	-3.56%	19.97%
9287	MIAMI	Miami	(305) 377-1017	Athan Castiglia	93	\$35,710	\$24,446	2,800	3.90%	11.41%	14.39%
872	MIAMI FIREFIGHTERS	Miami	(305) 324-4004	Patrick Totten	61	\$113,091	\$84,936	4,476	5.89%	20.11%	10.49%
68600	MIDFLORIDA	Lakeland	(863) 688-3733	Kevin Jones	4	\$4,422,010	\$3,200,125	378,723	40.49%	26.11%	9.51%
7039	MONROE COUNTY TEACHERS	Key West	(305) 296-8546	Cary Csombok	105	\$22,783	\$16,318	2,118	-8.41%	-12.69%	10.95%
67330	MPS	Miami	(305) 592-7733	Jace Reyes	54	\$140,139	\$64,728	15,525	9.62%	15.55%	11.21%
21568	MY HEALTHCARE	Gainesville	(352) 333-4760	Eric Nystrom	102	\$25,378	\$13,932	3,990	7.20%	0.55%	17.85%
8442	MY PENSACOLA	Pensacola	(850) 432-9939	James Phetteplace	76	\$68,759	\$25,150	4,832	-3.14%	1.02%	19.16%
67938	OCALA COMMUNITY	Ocala	(352) 509-3200	Steven Nazaruk	96	\$33,298	\$19,457	3,087	1.83%	8.66%	11.85%
13534	OKALOOSA COUNTY TEACHERS	Crestview	(850) 682-2225	Jerry Maughon	68	\$89,234	\$47,388	9,187	5.82%	11.43%	10.06%
68706	ORLANDO	Orlando	(407) 835-3500	Suzanne Weinstein	42	\$247,619	\$177,923	25,004	9.06%	13.97%	8.98%
11804	PANHANDLE EDUCATORS	Panama City	(850) 769-3306	Greg Frith	41	\$251,035	\$109,430	13,602	0.13%	4.89%	11.87%
1303	PEN AIR	Pensacola	(850) 505-3200	Stu Ramsey	14	\$1,550,752	\$975,672	108,156	6.18%	7.10%	14.02%
10880	PINELLAS	Largo	(727) 586-4422	Sherry Belcher	58	\$124,855	\$77,739	12,142	1.06%	13.73%	14.08%
67318	POMPANO BEACH CITY EMPLOYEES	Pompano Beach	(954) 785-8710	Nanette Collette	104	\$23,507	\$16,610	2,144	9.30%	4.92%	21.13%
68445	POWER FINANCIAL	Pembroke Pines	(954) 538-4400	Allan Prindle	20	\$840,306	\$652,586	32,174	32.18%	35.92%	9.69%
68042	POWERNET	Tampa	(813) 621-6454	Don Prue	69	\$88,502	\$38,548	3,748	2.59%	0.27%	9.53%
67319	PRIORITY	Orlando	(407) 425-2561	Jerry Morey	80	\$59,293	\$42,273	14,210	-4.06%	0.38%	6.60%
67444	PRIORITY ONE	Sunrise	(954) 335-5100	Nancy Rappaport	65	\$99,941	\$78,541	9,849	3.19%	8.14%	10.59%
23020	PUBLIX EMPLOYEES	Lakeland	(863) 683-6404	Bob Bregler	19	\$1,047,333	\$434,516	100,211	7.07%	4.24%	13.91%
24703	RAILROAD & INDUSTRIAL	Tampa	(813) 621-6661	Pete Giorgianni	38	\$355,619	\$175,457	39,201	8.72%	15.53%	12.93%
10699	SAN ANTONIO CITIZENS	San Antonio	(352) 588-2732	Tim Baldwin	43	\$229,854	\$114,233	16,897	3.53%	-2.96%	10.05%
11780	SANTA ROSA COUNTY	Milton	(850) 623-3877	Steve German	53	\$140,166	\$65,438	12,471	8.89%	9.59%	12.50%
67327	SHAW-ROSS EMPLOYEES	Miami	(305) 625-4171	Miguel Diaz	124	\$6,426	\$480	808	6.15%	-5.21%	14.32%
21202	SOUTH ATLANTIC	Boca Raton	(561) 394-7097	Pamela Rower	115	\$15,973	\$5,731	2,570	5.04%	-3.88%	9.33%
176	SOUTH FLORIDA EDUCATIONAL	Miami	(305) 270-5200	Mike DiBenedetto	17	\$1,183,095	\$285,995	87,861	4.85%	12.89%	19.12%
9105	SOUTHERNMOST	Key West	(305) 296-6568	Gladys Bethel	114	\$16,167	\$7,430	1,778	6.45%	-6.15%	17.87%
67297	SPACE COAST	Melbourne	(321) 752-2222	Tim Antonion	3	\$4,922,318	\$3,763,366	451,680	20.19%	6.91%	13.37%
67332	SUN	Hollywood	(954) 967-4441	Patrick Mason	70	\$88,320	\$38,813	6,994	2.38%	0.77%	10.89%
68645	SUNCOAST	Tampa	(813) 621-7511	Kevin Johnson	1	\$10,534,614	\$8,285,248	874,011	17.70%	13.02%	9.36%
11789	SUNSTATE	Gainesville	(352) 381-5200	Tom Barnard	34	\$497,331	\$397,619	38,138	11.89%	8.67%	11.05%
1086	SUWANNEE RIVER	Live Oak	(386) 362-2225	Amy Cundiff	112	\$19,475	\$10,204	2,590	-0.76%	9.76%	11.64%
3404	TALLAHASSEE COMMUNITY	Tallahassee	(850) 222-1421	Jack Davis	126	\$4,730	\$3,030	568	-1.51%	28.21%	14.67%
1316	TALLAHASSEE-LEON	Tallahassee	(850) 576-8134	Lisa Brown	82	\$57,133	\$32,487	6,277	2.29%	1.90%	10.84%
352	TAMPA BAY	Tampa	(813) 247-4414	Rick Grammatica	39	\$321,876	\$271,485	32,479	7.27%	12.00%	10.79%
4395	TAMPA POSTAL	Tampa	(813) 264-4969	Barbara Buggica	71	\$83,775	\$29,378	7,765	0.11%	-1.34%	13.38%
15175	TMH	Tallahassee	(850) 402-5301	Tim Cook	75	\$68,770	\$43,312	8,592	0.22%	0.38%	11.24%
16834	TOWN OF PALM BEACH	West Palm Beach	(561) 655-4282	Debra Seadorf	129	\$2,247	\$1,255	379	-11.65%	7.17%	12.48%
68476	TROPICAL FINANCIAL	Miramar	(305) 261-8328	Rich Helber	24	\$741,331	\$613,653	65,331	7.35%	7.92%	9.95%
10754	TYNDALL	Panama City	(850) 769-9999	Jim Warren	13	\$1,634,283	\$744,914	114,801	-2.90%	9.11%	10.77%
971	UNITED POLICE	Miami	(305) 579-6506	Maureen Vera-Garcia	88	\$46,229	\$27,121	4,993	4.68%	68.91%	17.38%
67348	UNIVERSITY	Miami	(786) 425-5000	Michael Welch	45	\$209,680	\$81,074	15,952	0.33%	15.45%	9.67%
24223	USF	Tampa	(813) 569-2000	Richard Skaggs	26	\$709,527	\$596,510	62,407	9.85%	9.38%	10.82%
12458	VELOCITY COMMUNITY	Palm Beach Gdns.	(561) 775-2525	Jeff Marshall	37	\$364,320	\$191,722	22,134	4.17%	7.78%	12.27%
68490	VYSTAR	Jacksonville	(904) 777-6000	Brian Wolfburg	2	\$9,117,164	\$6,612,578	696,759	15.68%	16.50%	8.55%
14186	WALTON COUNTY TEACHERS	Defuniak Springs	(850) 892-2024	Becky Pitts	109	\$20,313	\$8,815	3,285	-3.07%	-0.87%	8.71%
61525	WE FLORIDA FINANCIAL	Fort Lauderdale	(954) 745-2400	Lloyd Gill	33	\$512,721	\$423,988	46,243	0.86%	10.56%	10.13%

GEORGIA CREDIT UNIONS | DATA AS OF 12.31.19

	2015	2016	2017	2018	2019	2019 Growth	5-Year CAGR
<b>Number of Credit Unions</b>	<b>121</b>	<b>114</b>	<b>108</b>	<b>100</b>	<b>99</b>	<b>-1.00%</b>	<b>-3.93%</b>
<b>Number of Members</b>	2,086,520	2,108,441	2,115,818	2,159,007	2,172,432	<b>0.62%</b>	<b>0.81%</b>
<b>Total Assets (\$000)</b>	\$20,721,445	\$21,980,565	\$22,986,685	\$23,837,753	\$24,759,662	<b>3.87%</b>	<b>3.63%</b>
<b>Total Shares (\$000)</b>	\$17,852,594	\$18,896,253	\$19,702,535	\$20,374,263	\$20,992,858	<b>3.04%</b>	<b>3.29%</b>
<b>Total Loans (\$000)</b>	\$13,240,458	\$14,708,891	\$16,008,375	\$17,184,500	\$17,779,863	<b>3.46%</b>	<b>6.07%</b>
<b>Total Capital (\$000)</b>	\$2,568,896	\$2,721,278	\$2,877,288	\$3,075,734	\$3,347,056	<b>8.82%</b>	<b>5.43%</b>

CH#	CREDIT UNION	CITY	PHONE	CEO	RANK	ASSETS (\$000)	LOANS (\$000)	MEMBERS	SHARE GROWTH	LOAN GROWTH	NET WORTH RATIO
67505	1ST CHOICE	Atlanta	(404) 832-5800	Sharon Odom	50	\$25,190	\$13,268	8,114	1.97%	3.89%	9.20%
16096	AFLAC	Columbus	(706) 596-3239	Roy Mcleod	20	\$174,461	\$20,667	17,095	-8.66%	-9.69%	21.15%
10262	ALTAMAHA	Jesup	(912) 427-8924	Cheryl Spires	41	\$57,385	\$35,096	9,644	1.93%	-0.11%	16.27%
6859	ARTESIAN CITY	Albany	(229) 436-0869	Matthew Lawson	55	\$21,208	\$15,613	2,935	17.33%	31.06%	18.65%
60484	ASSOCIATED	Norcross	(770) 448-8200	Lin Hodges	5	\$1,608,214	\$1,212,994	154,165	2.62%	3.15%	13.18%
67389	ATLANTA POSTAL	Atlanta	(404) 768-4126	Chuck Head	4	\$2,165,396	\$1,557,071	99,385	1.78%	-1.62%	14.31%
20974	B.O.N.D. COMMUNITY	Atlanta	(404) 525-0619	Craig McDonald	44	\$45,901	\$19,184	3,464	3.43%	5.49%	8.96%
21575	BEKA	Lindale	(706) 235-4481	Brandy Banister	76	\$5,800	\$4,693	742	2.19%	-6.87%	11.08%
14011	BERRIEN TEACHERS	Nashville	(229) 686-5290	Shannon White	93	\$1,378	\$762	251	5.76%	0.90%	14.32%
24546	BIG BETHEL AME CHURCH	Atlanta	(404) 827-9715	Cornelia Jordan	96	\$313	\$20	251	3.40%	-37.34%	12.97%
22400	BROSNAN YARD	Macon	(478) 743-2083	Kimberly Everett	82	\$3,358	\$2,399	940	15.00%	3.48%	14.82%
6053	CDC	Atlanta	(404) 325-3270	Betsy Mercier	13	\$314,829	\$88,494	19,569	1.05%	-0.82%	9.71%
67367	CGR	Macon	(478) 745-0494	Jerry Jordan	32	\$92,762	\$36,596	14,262	1.61%	-5.09%	19.11%
17017	COCA-COLA	Atlanta	(404) 676-2586	Rob Hatefi	18	\$186,384	\$131,689	15,522	-2.02%	1.50%	10.91%
16014	COFFEE COUNTY TEACHERS	Douglas	(912) 384-2866	Jacqueline Buford	83	\$3,277	\$2,178	1,552	-17.42%	25.88%	19.47%
11996	COLQUITT COUNTY TEACHERS	Moultrie	(229) 890-6214	Sally Yarbrough	74	\$7,727	\$4,861	1,825	-0.78%	-6.10%	21.56%
60825	COMBINED EMPLOYEES	Warner Robins	(478) 929-5700	Robert Glore	67	\$11,029	\$8,722	3,325	6.59%	0.03%	10.38%
68683	COOSA VALLEY	Rome	(706) 235-8551	Andy Harris	12	\$352,247	\$266,467	43,896	-2.41%	-5.87%	9.34%
67371	CORE	Statesboro	(912) 764-9846	Robert Clampett	31	\$100,179	\$70,793	12,166	4.36%	3.33%	11.86%
20509	COWETA CITIES & COUNTY EMPLOYEES	Newnan	(770) 253-2273	Rebecca Ashoff	56	\$21,100	\$9,149	3,201	3.63%	-4.35%	17.24%
67383	CREDIT UNION OF ATLANTA	Atlanta	(404) 658-6465	Allen Upchurch	37	\$66,605	\$39,172	16,398	3.91%	23.87%	12.01%
68571	CREDIT UNION OF GEORGIA	Woodstock	(678) 486-1111	Brian Albrecht	11	\$353,481	\$196,095	33,552	9.27%	20.48%	10.56%
61262	CRMC EMPLOYEES	Douglas	(912) 383-5640	Mattie Lewis	86	\$2,690	\$1,391	1,199	5.64%	15.84%	19.59%
66357	DELTA COMMUNITY	Atlanta	(404) 115-4725	Hank Halter	1	\$6,051,860	\$4,810,003	414,624	4.16%	5.38%	13.07%
68618	DOCO	Albany	(229) 435-1715	Barry Heape	17	\$199,136	\$163,222	34,967	-0.96%	5.50%	9.95%
22083	ELCO	Elberton	(706) 213-4186	Joanne Dyal	84	\$3,170	\$2,198	754	9.74%	2.38%	22.56%
68573	EMORY ALLIANCE	Decatur	(404) 329-6415	Chris Culberson	23	\$157,145	\$101,830	18,334	-1.44%	6.09%	9.44%
7825	EXCEL	Norcross	(770) 441-9235	Thomas Hayden	28	\$119,926	\$81,840	14,478	3.10%	5.26%	11.02%
9527	FAB CHURCH	Savannah	(912) 233-8997	Charles Black	97	\$262	\$37	256	-12.44%	9.91%	21.83%
61831	FAMILY FIRST	Hapeville	(404) 768-4980	Stephen Smith	30	\$102,899	\$59,693	13,337	-5.55%	1.71%	14.81%
67385	FIELDALE	Baldwin	(706) 778-5100	Becky Stuart	70	\$10,560	\$1,720	1,932	6.68%	6.00%	12.50%
20707	FIRST RELIANCE	Athens	(706) 613-1644	Dina Thomas	64	\$12,953	\$5,813	2,942	0.02%	-4.45%	11.61%
16085	FLINT	Reynolds	(478) 847-5180	Tonya Kendrick	87	\$2,680	\$1,326	655	-0.04%	6.58%	24.65%
23908	FLINT RIVER EMPLOYEES	Oglethorpe	(478) 472-5524	Heather Bodrey	92	\$1,725	\$964	318	-21.12%	6.42%	31.25%
67392	FLOWERS EMPLOYEES CREDIT LEAGUE	Thomasville	(229) 228-6860	Jack Singletary	52	\$22,888	\$12,665	5,418	-4.59%	-8.24%	31.65%
67706	FORT MCPHERSON	Atlanta	(404) 753-4592	Amy Osborne	51	\$23,413	\$11,763	4,151	-0.56%	-2.02%	9.34%
67363	G.P.A.	Savannah	(912) 964-3995	Robert Cole	63	\$13,965	\$5,209	1,561	-2.44%	-8.16%	19.32%
67382	GENUINE PARTS	Norcross	(770) 246-4362	Larry Duzenski	69	\$10,799	\$3,576	1,446	11.15%	-0.18%	23.43%
68291	GEORGIA GUARD	Macon	(478) 741-4428	Debra Montford	80	\$4,084	\$2,334	816	-6.05%	-7.30%	11.32%
3800	GEORGIA HERITAGE	Savannah	(912) 236-4400	Dale Taratuta	29	\$105,673	\$78,004	11,365	5.47%	-2.76%	11.76%
365	GEORGIA POWER NORTHWEST	Rome	(706) 232-6871	Jennifer Leu	40	\$57,885	\$35,555	6,920	0.23%	6.31%	9.65%
12291	GEORGIA POWER VALDOSTA	Valdosta	(229) 253-1111	Joyce Jones	54	\$22,230	\$11,099	3,595	1.50%	-1.76%	13.59%
68607	GEORGIA UNITED	Duluth	(770) 476-6400	Debbie Smith	7	\$1,414,020	\$998,721	166,881	5.90%	0.57%	10.65%
67390	GEORGIA'S OWN	Atlanta	(404) 874-0777	Dave Preter	3	\$2,494,603	\$1,926,980	182,766	0.70%	1.87%	11.45%
16168	GEOVISTA	Hinesville	(912) 368-2477	Elaine Tuten	25	\$147,815	\$75,187	25,077	3.58%	-9.52%	8.64%
67354	GLYNN COUNTY FEDERAL EMPLOYEES	Brunswick	(912) 264-6325	Carrie Hand	58	\$18,297	\$9,244	1,195	4.11%	10.11%	20.89%
68698	GO ENERGY FINANCIAL	Tucker	(470) 514-3000	Denise Swan	26	\$128,482	\$101,735	12,783	1.41%	4.38%	10.56%
14670	H E A	Warner Robins	(478) 953-7477	Brad Hamlin	48	\$28,038	\$14,508	3,109	1.76%	0.89%	10.87%
23054	HABERSHAM	Clarkesville	(706) 421-3930	Jessi Rothell	53	\$22,554	\$15,155	4,310	1.09%	11.58%	14.78%
68602	HALLCO COMMUNITY	Gainesville	(770) 534-4255	Joe Foster	33	\$90,926	\$65,295	12,488	5.09%	8.66%	10.04%
67563	HARRIS EMPLOYEES	Cordele	(229) 273-2500	Amy Moore	95	\$749	\$457	214	-19.87%	12.28%	29.53%
67399	HEALTH CENTER	Augusta	(706) 434-1600	Stacy Tallent	42	\$52,069	\$31,572	7,183	1.34%	1.93%	10.56%
18707	INTERSTATE UNLIMITED	Jesup	(912) 427-3904	Stacie Branch	19	\$185,188	\$146,591	24,388	4.78%	5.13%	15.72%
10866	KINETIC	Columbus	(706) 320-8500	Mark Littleton	9	\$421,435	\$314,441	45,446	4.48%	-0.60%	11.89%
19552	LANIER	Oakwood	(770) 503-1765	Robin Simpson	45	\$40,507	\$33,324	5,805	13.80%	30.39%	9.65%
68581	LGE COMMUNITY	Marietta	(770) 424-0060	Chris Leggett	6	\$1,433,057	\$1,107,460	116,576	2.36%	0.51%	12.54%
21297	LOCAL 461	Macon	(478) 788-2539	Marci Barton	94	\$1,206	\$973	547	5.02%	13.98%	15.84%
13516	LOCOGA	Valdosta	(229) 244-4513	Peggy Daniels	78	\$4,511	\$2,022	839	-2.11%	15.38%	8.39%

CH#	CREDIT UNION	CITY	PHONE	CEO	RANK	ASSETS (\$000)	LOANS (\$000)	MEMBERS	SHARE GROWTH	LOAN GROWTH	NET WORTH RATIO
67687	MACON FIREMEN'S	Macon	(478) 741-4006	Linda Hardwick	77	\$4,729	\$2,966	666	-6.07%	2.98%	28.42%
67688	MACON-BIBB EMPLOYEES	Macon	(478) 751-2729	Rita Dean	81	\$3,408	\$2,361	1,324	-3.36%	-9.99%	15.71%
8323	MARSHLAND COMMUNITY	Brunswick	(912) 279-2000	Jeff Holcombe	24	\$148,211	\$96,961	15,124	1.62%	9.08%	11.89%
67394	MEMBERS UNITED	Albany	(229) 439-1448	Liz Gilmore	39	\$60,323	\$36,776	9,113	-7.84%	-15.79%	15.09%
67538	MEMBERSFIRST	Decatur	(404) 978-0080	Terry Hardy	16	\$243,777	\$172,125	33,248	3.66%	6.63%	12.26%
68556	MEMORIAL HEALTH	Savannah	(912) 354-8100	Don Hill	60	\$17,616	\$10,758	3,387	-4.00%	4.82%	19.62%
22362	MERCY	Savannah	(912) 819-2411	Clinton Smith	72	\$8,661	\$5,710	2,148	4.38%	11.52%	19.09%
1410	MIDSOUTH COMMUNITY	Macon	(478) 471-9946	Roy Bibb	14	\$284,239	\$205,527	38,891	7.64%	6.56%	13.60%
67388	MUTUAL SAVINGS	Atlanta	(404) 584-4754	Jennifer Fiorenza	36	\$70,784	\$45,164	5,995	2.08%	2.41%	13.58%
67395	NORTH GEORGIA	Toccoa	(706) 886-1441	Tracy Moyer	38	\$61,298	\$49,253	10,888	4.57%	9.24%	11.83%
67391	NORTH MAIN	Cornelia	(706) 894-9060	Melany Ward	62	\$15,589	\$11,416	1,560	5.94%	11.53%	15.95%
20410	NORTHSIDE	Atlanta	(404) 851-6389	Amy Clark	59	\$18,139	\$12,171	5,948	-0.40%	-3.95%	13.60%
24234	OMEGA PSI PHI FRATERNITY	Toccoa	(404) 289-1100	Robert McCartney	90	\$1,958	\$880	1,336	8.73%	12.11%	5.67%
383	ON THE GRID FINANCIAL	Atlanta	(770) 396-9005	Tracy Moyer	46	\$38,200	\$18,578	5,001	-2.12%	-3.55%	15.18%
22299	PATTERSON PUMP	Toccoa	(706) 297-2833	Mary Weaver	89	\$2,478	\$942	400	-7.55%	-3.86%	19.77%
14676	PEACH STATE	Lawrenceville	(678) 889-4328	Marshall Boutwell	8	\$516,837	\$377,112	60,732	5.19%	10.94%	9.25%
67632	PINNACLE	Atlanta	(404) 888-1648	Matt Selke	35	\$72,637	\$47,026	7,615	-1.43%	15.23%	9.17%
24631	PLATINUM	Duluth	(404) 297-9797	Kabir Laiwalla	27	\$126,445	\$96,335	9,524	9.28%	15.05%	8.71%
359	POWERCO	Atlanta	(404) 506-3750	Dan Blalock	22	\$168,818	\$79,131	17,840	-4.85%	5.16%	14.29%
376	REGIONAL MEMBERS	Columbus	(706) 321-3225	Gail Chandler	73	\$8,598	\$4,217	1,321	-3.81%	-4.70%	10.62%
60582	RIG EMPLOYEES	Macon	(478) 784-3627	Melinda Spencer	75	\$7,513	\$3,133	675	-2.92%	-4.64%	30.62%
68670	ROBINS FINANCIAL	Warner Robins	(800) 241-2405	John Rhea	2	\$2,738,617	\$1,859,085	214,802	8.11%	8.67%	18.33%
60707	ROME KRAFT EMPLOYEES	Coosa	(706) 295-9027	Diane Mccoy	61	\$16,535	\$12,179	1,962	1.64%	9.33%	25.18%
67589	ROPER CORPORATION EMPLOYEES	Lafayette	(706) 638-5109	Freda Raines	91	\$1,753	\$416	677	-1.73%	-17.77%	14.63%
67364	SAVANNAH POSTAL	Savannah	(912) 691-2087	Freda Henderson	57	\$19,092	\$8,477	2,175	-0.67%	4.04%	16.36%
9408	SAVANNAH SCHOOLS	Savannah	(912) 236-0919	Derrick Rumph	47	\$31,802	\$12,740	4,009	-0.11%	-4.25%	12.13%
6582	SAVASTATE TEACHERS	Savannah	(912) 358-4178	Chinkqua Beard	85	\$2,855	\$688	769	-5.02%	5.37%	21.59%
68673	SOUTHEASTERN	Valdosta	(229) 244-2732	Michael Gudely	15	\$262,534	\$197,942	26,305	6.98%	7.58%	10.60%
67403	SOUTHERN PINE	Valdosta	(229) 559-3311	Leah Lehman	43	\$46,095	\$27,648	2,152	2.94%	8.00%	18.74%
20890	STEPHENS COUNTY COMMUNITY	Toccoa	(706) 886-3532	Willie Woodruff	99	\$148	\$17	114	-0.21%	-44.54%	11.74%
14103	TABERNACLE	Augusta	(706) 724-1230	Lashana Bradwell	98	\$206	\$29	137	-2.19%	-36.03%	15.93%
68638	THE SOUTHERN	Fayetteville	(800) 338-5882	Ray Hull	10	\$406,673	\$204,821	32,947	2.75%	5.29%	10.80%
67564	THE WRIGHT	Toccoa	(706) 886-2908	Alaina Lacount	65	\$12,760	\$4,459	1,513	1.03%	11.06%	17.11%
67913	THREE RIVERS	Bainbridge	(229) 243-8131	Thomas Joyce	68	\$10,936	\$4,979	4,614	-22.99%	-9.38%	13.98%
4999	UNITED 1ST	Kingsland	(912) 729-2800	Patrick Conn	21	\$171,733	\$112,492	25,974	-0.79%	3.45%	11.43%
13704	UNITED METHODIST CONNECTIONAL	Marietta	(770) 565-3794	Brian Pritchard	48	\$28,038	\$18,685	3,975	-1.90%	-0.25%	10.03%
24683	UNITED NEIGHBORHOOD	Augusta	(706) 823-6378	Idella Starks	88	\$2,529	\$1,395	800	42.46%	-19.15%	8.90%
12290	VALDOSTA TEACHERS	Valdosta	(229) 247-9930	Katy Houston	71	\$8,762	\$4,321	2,191	-6.04%	-4.97%	17.29%
20610	WALKER COUNTY EDUCATORS	Chickamauga	(706) 375-4243	Christy Rickenbaker	66	\$11,814	\$7,901	1,469	0.77%	8.66%	27.54%
15265	WARE COUNTY SCHOOL EMPLOYEES	Waycross	(912) 285-9728	Priscilla Christopher	79	\$4,292	\$3,467	734	2.06%	20.05%	11.39%
67892	WORKMEN'S CIRCLE INCORPORATED	Savannah	(912) 356-9225	Chris Miltiades	34	\$74,606	\$49,691	1,448	4.89%	-3.83%	23.85%

HAWAII CREDIT UNIONS | DATA AS OF 12.31.19

	2015	2016	2017	2018	2019	2019 Growth	5-Year CAGR
<b>Number of Credit Unions</b>	<b>64</b>	<b>61</b>	<b>57</b>	<b>53</b>	<b>52</b>	<b>-1.89%</b>	<b>-4.07%</b>
<b>Number of Members</b>	806,212	811,786	823,550	838,873	854,700	<b>1.89%</b>	<b>1.17%</b>
<b>Total Assets (\$000)</b>	\$10,171,542	\$10,610,102	\$10,927,700	\$11,164,340	\$11,716,284	<b>4.94%</b>	<b>2.87%</b>
<b>Total Shares (\$000)</b>	\$8,952,045	\$9,324,690	\$9,592,107	\$9,783,959	\$10,196,145	<b>4.21%</b>	<b>2.64%</b>
<b>Total Loans (\$000)</b>	\$4,363,397	\$4,708,328	\$5,221,238	\$5,730,523	\$6,152,384	<b>7.36%</b>	<b>7.11%</b>
<b>Total Capital (\$000)</b>	\$1,183,826	\$1,231,501	\$1,283,120	\$1,341,041	\$1,443,551	<b>7.64%</b>	<b>4.05%</b>

CH#	CREDIT UNION	CITY	PHONE	CEO	RANK	ASSETS (\$000)	LOANS (\$000)	MEMBERS	SHARE GROWTH	LOAN GROWTH	NET WORTH RATIO
1845	ALOHA PACIFIC	Honolulu	(808) 531-3711	Vince Otsuka	3	\$968,340	\$595,347	62,423	8.44%	11.30%	10.56%
1607	BIG ISLAND	Hilo	(808) 935-9778	Nicole Aguinardo	18	\$114,094	\$46,143	9,917	6.35%	-1.26%	10.02%
24630	CJ HAWAII	Hilo	(808) 933-6703	James Takamine	13	\$298,363	\$138,701	27,472	2.52%	-4.99%	12.29%
1987	EWA	Ewa Beach	(808) 681-3033	Kelly Gibo	47	\$12,864	\$3,659	1,727	0.92%	-4.11%	23.80%
24796	GARDEN ISLAND	Lihue	(808) 245-2712	Shane Corregedore	22	\$96,254	\$29,700	7,215	-1.13%	29.85%	14.94%
9381	GATHER	Lihue	(808) 245-6791	Tess Shimabukuro	9	\$536,987	\$300,643	35,683	5.09%	4.86%	11.25%
12613	GLOVER	Honolulu	(808) 218-7509	Aisha Johnson	51	\$3,739	\$91	242	-14.59%	-37.52%	19.17%
2280	HAMAKUA	Pepeekeo	(808) 964-5566	Laurie Taka	45	\$16,368	\$7,390	1,622	7.11%	18.77%	16.10%
2403	HAWAII	Honolulu	(808) 847-1371	Steve Goo	23	\$89,732	\$56,274	13,713	4.34%	3.60%	12.19%
24839	HAWAII CENTRAL	Honolulu	(808) 536-3677	Drake Tanabe	12	\$298,720	\$150,833	18,151	7.22%	1.81%	8.64%
1719	HAWAII COMMUNITY	Kailua Kona	(800) 514-2328	Tricia Buskirk	8	\$553,189	\$374,609	42,711	4.44%	8.69%	10.03%
1784	HAWAII COUNTY EMPLOYEES	Hilo	(808) 935-2969	Andrew Rosen	20	\$100,324	\$32,075	5,894	4.07%	7.01%	15.73%
10938	HAWAII FIRST	Kamuela	(808) 885-7349	Laura Aguirre	34	\$38,490	\$22,138	8,278	-1.24%	-9.10%	12.87%
1870	HAWAII LAW ENFORCEMENT	Honolulu	(808) 973-4311	Rene Matsuura	15	\$181,020	\$112,302	14,690	2.00%	13.90%	11.57%
1785	HAWAII SCHOOLS	Honolulu	(808) 521-0302	Robin Kim	28	\$63,719	\$29,966	4,045	-1.46%	-1.03%	13.02%
1718	HAWAII STATE	Honolulu	(808) 587-2700	Andrew Rosen	1	\$1,763,409	\$1,089,357	113,941	11.53%	11.42%	10.43%
1869	HAWAIIAN ELECTRIC EMPLOYEES	Honolulu	(808) 543-7581	Pam Sumimoto	39	\$32,645	\$12,749	2,019	-6.77%	13.55%	17.22%
1717	HAWAIIAN FINANCIAL	Honolulu	(808) 832-8700	Norman Okimoto	4	\$673,242	\$414,899	60,949	1.70%	9.14%	13.47%
1815	HAWAIIUSA	Honolulu	(808) 534-4300	Karl Yoneshige	2	\$1,754,571	\$926,372	129,652	3.22%	4.81%	11.95%
2705	HELCO	Hilo	(808) 238-3500	Barbara Shozuya	33	\$41,107	\$18,458	1,524	-2.71%	-0.25%	19.40%
1829	HFS	Hilo	(808) 930-1400	Nathan Abe	7	\$595,900	\$232,418	50,868	3.19%	5.49%	10.29%
1733	HICKAM	Honolulu	(808) 423-1391	Scott Kaulukukui	6	\$619,323	\$326,373	49,289	6.67%	17.43%	9.74%
14303	HMSA EMPLOYEES	Honolulu	(808) 948-5154	Gloria Omandam	27	\$64,202	\$11,633	3,455	-6.06%	1.90%	13.77%
7594	HONEA	Fort Shafter	(808) 841-2473	Fred Dalit	43	\$20,174	\$8,830	778	-3.62%	-11.49%	11.31%
1830	HONOLULU	Honolulu	(808) 777-5646	Mark Munemitsu	14	\$269,132	\$188,532	17,362	3.94%	12.69%	12.02%
1880	HONOLULU FIRE DEPARTMENT	Honolulu	(808) 853-2355	Jon Mitomi	25	\$69,962	\$35,717	5,318	-1.95%	0.17%	11.34%
9115	HOTEL AND TRAVEL INDUSTRY	Honolulu	(808) 942-5115	Cheryl Nakai	36	\$37,608	\$16,124	5,258	0.17%	2.78%	8.25%
2275	KAHUKU	Kahuku	(808) 293-9063	Daniel Keomalu	50	\$5,788	\$4,587	1,823	2.36%	-0.23%	13.64%
10399	KAHULUI	Kahului	(808) 871-7705	Guy Muraoka	29	\$60,370	\$21,738	4,173	1.28%	2.33%	15.43%
11553	KAMEHAMEHA	Honolulu	(808) 842-9660	S. Hatakeyama	35	\$37,923	\$9,399	4,016	0.37%	-6.20%	12.87%
5487	KAUAI GOVERNMENT EMPLOYEES	Lihue	(808) 245-2463	Monica Belz	16	\$120,940	\$88,926	7,202	4.00%	5.22%	10.28%
2577	KAUAI TEACHERS	Lihue	(808) 245-3753	Conrad Rualizo	37	\$33,733	\$17,508	2,713	2.79%	2.29%	8.38%
8435	KO'OLAU	Kailua	(808) 254-3566	Deborah Kim	24	\$79,772	\$38,989	7,351	-4.24%	0.48%	9.88%
11494	KUAKINI MEDICAL AND DENTAL	Honolulu	(808) 687-6280	Keith Nakamura	32	\$43,215	\$5,991	2,366	-1.47%	-4.80%	13.64%
2953	LANAI	Lanai City	(808) 565-6522	Charity Figuerres	41	\$29,076	\$1,461	1,827	2.64%	7.39%	11.57%
10882	LOCAL UNION 1186 IBEW	Honolulu	(808) 848-1599	Ron Mendiola	46	\$14,506	\$3,203	1,131	-4.64%	27.17%	12.17%
2562	MAUI	Kahului	(808) 873-5050	Clay Fuchigami	19	\$101,454	\$35,879	7,535	2.25%	3.61%	16.97%
1866	MAUI COUNTY	Wailuku	(808) 244-7968	Gary Fukuroku	11	\$327,878	\$151,696	19,531	0.73%	5.32%	16.33%
1817	MAUI TEACHERS	Wailuku	(808) 242-2997	Kelly Tobita	40	\$32,564	\$7,806	1,611	-4.04%	40.36%	16.06%
2713	MCBRYDE	Eleele	(808) 335-3365	Jacie Emoto	21	\$98,803	\$13,062	3,422	3.49%	20.60%	23.09%
17989	MCCABE HAMILTON & RENNY	Honolulu	(808) 533-4567	Charlene Chung	49	\$7,047	\$3,307	619	-0.82%	8.68%	13.06%
7471	MOLOKAI COMMUNITY	Kaunakakai	(808) 553-5328	Lawrence Lasua	42	\$26,933	\$10,832	4,241	-1.69%	-3.71%	10.19%
24830	OAHU	Honolulu	(808) 521-6727	Bart Saxton	30	\$48,802	\$20,534	3,753	-1.57%	5.02%	12.57%
3050	ONOMEA	Papaikou	(808) 964-1031	David Morgan	44	\$18,816	\$11,568	1,632	5.94%	5.96%	17.13%
1961	PEARL HAWAII	Waipahu	(808) 737-4328	Dan Terada	10	\$376,378	\$166,254	29,628	-0.48%	9.17%	10.64%
24284	PLUMBERS & FITTERS LOCAL 675	Honolulu	(808) 537-9135	Jenny Le	52	\$2,429	\$349	796	-1.48%	-24.53%	14.30%
7423	SCHOFIELD	Wahiawa	(808) 624-9884	Ron Aoki	38	\$33,409	\$15,275	2,428	0.55%	-2.65%	16.50%
9719	ST. FRANCIS MEDICAL CENTER	Honolulu	(808) 547-6229	Mary Brown	48	\$9,719	\$6,327	1,134	10.21%	-2.90%	16.62%
10465	UNIVERSITY OF HAWAII	Honolulu	(808) 983-5500	Travis Bow	5	\$660,944	\$221,207	30,400	3.08%	7.00%	11.47%
3574	VALLEY ISLE COMMUNITY	Kahului	(808) 877-3232	Trevor Tokishi	17	\$119,493	\$53,188	13,226	3.72%	12.57%	11.24%
2049	WAILUA	Wailua	(808) 637-6737	Robert Jonick	31	\$47,987	\$15,419	3,216	-4.35%	4.86%	15.31%
9924	WAILUKU	Kahului	(808) 244-7981	Craig Kinoshita	26	\$64,829	\$46,543	4,730	18.62%	6.96%	14.46%

## STATE TABLE

## IDAHO

IDAHO CREDIT UNIONS | DATA AS OF 12.31.19

	2015	2016	2017	2018	2019	2019 Growth	5-Year CAGR
<b>Number of Credit Unions</b>	<b>39</b>	<b>36</b>	<b>35</b>	<b>34</b>	<b>34</b>	<b>0.00%</b>	<b>-2.71%</b>
<b>Number of Members</b>	724,468	784,225	846,473	892,627	957,080	<b>7.22%</b>	<b>5.73%</b>
<b>Total Assets (\$000)</b>	\$6,902,197	\$7,685,300	\$8,813,334	\$9,983,334	\$11,320,759	<b>13.40%</b>	<b>10.40%</b>
<b>Total Shares (\$000)</b>	\$5,921,959	\$6,789,402	\$7,453,577	\$8,388,910	\$9,655,594	<b>15.10%</b>	<b>10.27%</b>
<b>Total Loans (\$000)</b>	\$5,599,831	\$6,307,539	\$7,440,815	\$8,234,180	\$9,213,839	<b>11.90%</b>	<b>10.47%</b>
<b>Total Capital (\$000)</b>	\$666,328	\$749,608	\$841,820	\$957,911	\$1,098,945	<b>14.72%</b>	<b>10.52%</b>

CH#	CREDIT UNION	CITY	PHONE	CEO	RANK	ASSETS (\$000)	LOANS (\$000)	MEMBERS	SHARE GROWTH	LOAN GROWTH	NET WORTH RATIO
8428	ADVANTAGE PLUS	Pocatello	(208) 232-7711	Brent Neibaur	13	\$164,028	\$128,451	18,259	18.97%	18.07%	8.47%
13741	BEEHIVE	Rexburg	(208) 656-1000	Shane Berger	7	\$311,575	\$226,676	31,030	13.37%	1.24%	10.59%
82504	BOISE FIRE DEPARTMENT	Boise	(208) 860-4974	Dave Muir	30	\$8,349	\$7,046	976	-0.74%	7.19%	14.88%
1040	CAPED	Meridian	(208) 884-0151	Todd Erickson	4	\$783,074	\$637,474	80,874	11.67%	8.67%	8.14%
68295	CLARITY	Nampa	(208) 467-6583	Wendy Edwards	17	\$87,079	\$54,122	14,870	12.20%	7.72%	8.53%
68257	CONNECTIONS	Pocatello	(208) 233-5544	Brian Osberg	12	\$180,179	\$146,698	19,479	4.85%	6.39%	7.99%
4960	COTTONWOOD COMMUNITY	Cottonwood	(208) 962-3451	Gregory Sonnen	15	\$114,965	\$83,691	5,304	11.11%	7.09%	17.26%
4993	DESERT SAGE	Nampa	(208) 461-9141	Paula Morrison	33	\$1,241	\$897	367	-2.36%	-4.21%	13.80%
82514	E.S.A.	Boise	(208) 342-0800	Loyal Perry	31	\$6,624	\$2,063	1,104	6.06%	-9.63%	7.63%
68376	EAST IDAHO	Idaho Falls	(208) 523-9068	Dan Thurman	8	\$309,622	\$220,441	33,311	5.01%	-0.79%	10.80%
65722	FREEDOM NORTHWEST	Kamiah	(208) 935-0277	Gregory Garrett	11	\$195,001	\$164,967	8,637	15.76%	23.30%	8.73%
66237	HEALTH CARE IDAHO	Boise	(208) 275-0069	Fallon Eisenbarth	27	\$12,486	\$4,449	1,673	-6.24%	1.42%	14.15%
68594	ICON	Boise	(208) 344-7948	Connie Miller	6	\$342,149	\$277,262	27,748	15.37%	7.00%	12.24%
63194	IDAHO CENTRAL	Chubbuck	(208) 239-3000	Kent Oram	1	\$5,070,732	\$4,370,233	387,351	22.46%	18.52%	8.82%
7776	IDAHO STATE UNIVERSITY	Pocatello	(208) 235-7100	Doug Chambers	10	\$239,401	\$186,293	28,371	1.07%	2.84%	8.57%
68361	IDAHO UNITED	Boise	(208) 388-2138	Gary Skeen	21	\$37,050	\$30,972	5,212	2.05%	8.58%	7.62%
97102	LATAH	Moscow	(208) 882-0232	Marlys Wilson	16	\$107,576	\$65,704	7,120	2.84%	10.78%	9.03%
68386	LEWIS CLARK	Lewiston	(208) 746-7233	Trisha Baker	14	\$127,528	\$98,160	15,102	16.70%	11.57%	8.52%
82547	MEMBERS PREFERRED	Idaho Falls	(208) 523-0090	Greg Johnson	22	\$31,928	\$24,108	3,628	9.60%	2.82%	15.69%
82527	MINI-CASSIA EMPLOYEES	Burley	(208) 878-3719	Jonathan Ostler	34	\$543	\$301	379	0.90%	2.47%	15.07%
65858	MOUNTAIN GEM	Nampa	(208) 466-9455	Cheri Schaafs	26	\$17,297	\$14,005	2,740	-2.63%	-10.67%	8.52%
97073	NORTHWEST CHRISTIAN	Nampa	(208) 466-0916	Brad Swartzentruber	18	\$68,455	\$33,518	5,612	11.21%	6.62%	9.33%
65789	PINE TREE COMMUNITY	Grangeville	(208) 983-1558	Dan Goehring	20	\$57,317	\$32,436	3,958	8.64%	-2.49%	8.84%
9247	PIONEER	Mountain Home	(208) 587-3304	Curt Perry	5	\$489,762	\$392,109	52,008	0.59%	-5.57%	9.85%
63405	POCATELLO SIMPLOT	Pocatello	(208) 234-5360	Amy Wellard	23	\$30,774	\$19,775	2,023	1.50%	7.56%	21.53%
68700	POTLATCH NO 1 FINANCIAL	Lewiston	(208) 746-8900	Chris Loseth	2	\$1,260,852	\$1,040,859	92,373	15.37%	10.22%	9.19%
490	RAILS WEST	Pocatello	(208) 232-5746	Richard Ely	19	\$60,693	\$40,999	9,063	2.59%	-6.50%	9.20%
82537	SAINT ALPHONSUS MEDICAL	Boise	(208) 367-2224	Kathy McCarty	32	\$5,011	\$3,596	1,296	-11.12%	-4.54%	9.98%
517	SEI	Pocatello	(208) 233-4395	Rob North	24	\$22,393	\$20,670	2,809	5.69%	13.11%	10.67%
61179	SIMPLOT EMPLOYEES	Caldwell	(208) 454-4286	Ben Grayson	25	\$20,505	\$11,970	4,759	-0.53%	-4.15%	16.06%
8749	SNAKE RIVER	Twin Falls	(208) 734-8671	Tracey O'Donnell	28	\$9,044	\$7,073	1,331	11.93%	3.96%	13.41%
97066	ST. JOE VALLEY	St. Maries	(208) 245-4231	Gloria Rauch	29	\$9,042	\$4,687	1,105	3.77%	-4.19%	7.58%
17127	TRUGROCER	Boise	(208) 385-5200	P. Thomason Adkins	9	\$269,172	\$99,416	26,413	5.53%	8.34%	19.26%
68353	WESTMARK	Idaho Falls	(208) 528-8315	Rich Leonardson	3	\$869,311	\$762,716	60,795	10.53%	7.25%	8.58%

ILLINOIS CREDIT UNIONS | DATA AS OF 12.31.19

	2015	2016	2017	2018	2019	2019 Growth	5-Year CAGR
<b>Number of Credit Unions</b>	<b>290</b>	<b>279</b>	<b>263</b>	<b>253</b>	<b>242</b>	<b>-4.35%</b>	<b>-3.55%</b>
<b>Number of Members</b>	<b>2,976,482</b>	<b>3,044,294</b>	<b>3,164,187</b>	<b>3,250,223</b>	<b>3,375,388</b>	<b>3.85%</b>	<b>2.55%</b>
<b>Total Assets (\$000)</b>	<b>\$39,895,181</b>	<b>\$42,226,193</b>	<b>\$43,690,604</b>	<b>\$46,694,373</b>	<b>\$50,059,715</b>	<b>7.21%</b>	<b>4.64%</b>
<b>Total Shares (\$000)</b>	<b>\$34,677,188</b>	<b>\$36,787,546</b>	<b>\$38,120,478</b>	<b>\$39,547,055</b>	<b>\$42,255,851</b>	<b>6.85%</b>	<b>4.03%</b>
<b>Total Loans (\$000)</b>	<b>\$24,213,869</b>	<b>\$26,787,392</b>	<b>\$29,261,196</b>	<b>\$32,258,196</b>	<b>\$33,714,457</b>	<b>4.51%</b>	<b>6.84%</b>
<b>Total Capital (\$000)</b>	<b>\$4,481,707</b>	<b>\$4,733,220</b>	<b>\$4,983,108</b>	<b>\$5,271,546</b>	<b>\$5,731,655</b>	<b>8.73%</b>	<b>5.04%</b>

CH#	CREDIT UNION	CITY	PHONE	CEO	RANK	ASSETS (\$000)	LOANS (\$000)	MEMBERS	SHARE GROWTH	LOAN GROWTH	NET WORTH RATIO
63932	1ST MIDAMERICA	Bethalto	(618) 258-3168	Alan Meyer	14	\$744,684	\$644,788	68,391	3.81%	-1.49%	11.30%
62827	2 RIVERS AREA	Kankakee	(815) 935-2270	Danita Swanson	119	\$18,209	\$10,551	3,809	5.63%	3.21%	15.27%
2505	77TH STREET DEPOT	Chicago	(773) 846-7137	Al Towns	116	\$18,435	\$6,688	4,530	-12.36%	-20.51%	24.07%
60648	A.A.E.C.	Arlington Heights	(847) 392-1922	Jill Lindsay	59	\$80,261	\$32,709	3,922	-3.62%	17.97%	13.10%
64967	A.S.H. EMPLOYEES	Anna	(618) 833-5161	Cynthia Walker	176	\$4,389	\$3,427	1,101	0.17%	0.15%	16.41%
96071	ABBOTT LABORATORIES EMPLOYEES	Gurnee	(847) 688-8000	Joseph Trosclair	12	\$817,234	\$487,091	30,381	3.92%	6.58%	13.24%
97086	ABRI	Romeoville	(815) 267-7700	Brian Cedergren	25	\$326,957	\$228,466	27,984	1.30%	5.13%	9.95%
97097	ACCESS	Broadview	(708) 343-0228	Lisa Dinges	69	\$49,703	\$26,149	5,494	-0.02%	0.66%	13.23%
61230	ACME CONTINENTAL	Riverdale	(708) 849-3113	Mark Duffy	76	\$44,998	\$20,156	5,891	-0.52%	3.95%	19.05%
61829	ADM	Decatur	(217) 422-3966	Ann Wildman	128	\$14,844	\$9,447	2,627	-7.34%	-5.44%	18.18%
68343	ADVANTAGE ONE	Morrison	(815) 772-7215	Susan Bentley	104	\$21,146	\$11,831	2,755	1.58%	-10.08%	10.51%
15062	ALDERSGATE	Anna	(618) 944-0817	Marilyn Sullins	164	\$6,493	\$5,881	779	13.59%	8.37%	12.19%
67955	ALLIANT	Chicago	(800) 328-1935	David Mooney	1	\$12,244,742	\$8,378,192	493,675	8.72%	-1.86%	9.92%
10308	ALTON MUNICIPAL EMPLOYEES	Alton	(618) 462-8771	Bradley Sweetman	220	\$622	\$517	248	5.91%	3.26%	26.27%
3316	ALTONIZED COMMUNITY	Alton	(800) 421-4759	Jennifer Spangler	83	\$38,327	\$15,203	5,668	10.06%	2.22%	10.12%
567	AMBRW	Lawrenceville	(618) 943-2913	Sharlene Howard	135	\$12,162	\$4,970	2,562	7.21%	4.00%	9.32%
60184	ANCO COMMUNITY	La Salle	(815) 223-8410	Nancy Camenisch	133	\$12,236	\$7,227	1,547	-2.58%	10.99%	12.05%
63799	ANDIGO	Schaumburg	(847) 576-5199	Mike Murphy	11	\$850,102	\$619,563	36,821	1.20%	-4.90%	12.28%
63125	ARCHER HEIGHTS	Chicago	(773) 229-1500	Lisa Strnad	124	\$17,086	\$7,784	2,524	-2.31%	-12.72%	10.83%
62500	AREA EDUCATIONAL	Mattoon	(217) 234-7817	Kerry Fearn	98	\$25,033	\$9,652	2,442	-1.04%	22.75%	22.86%
61425	AURORA FIREFIGHTERS	Aurora	(630) 892-7220	Cletus Rettenmeier	201	\$2,093	\$1,447	469	1.34%	14.07%	12.09%
97100	AURORA POLICEMEN	Aurora	(630) 499-5690	Rochelle Chesnutt	114	\$18,852	\$4,821	1,714	9.99%	14.91%	14.02%
65906	AURORA POSTAL EMPLOYEES	Aurora	(630) 897-8363	David Dorsey	203	\$1,965	\$1,184	476	-6.41%	14.95%	18.00%
68187	BCU	Vernon Hills	(800) 388-7000	Mike Valentine	4	\$3,921,403	\$3,473,654	269,316	11.06%	10.73%	9.37%
65759	BEA	Bethalto	(618) 377-3948	Joseph Schoppet	187	\$3,095	\$2,453	550	-7.96%	-17.17%	20.32%
66089	BEREAN	Chicago	(773) 924-0381	Stanley Washington	240	\$136	\$13	241	9.69%	45.27%	16.26%
65680	BETHEL AME CHURCH	Chicago	(708) 205-5526	Sonja Griffin	241	\$56	\$4	102	1.10%	-15.66%	16.36%
95042	BLACKHAWK AREA	Savanna	(815) 273-4503	Rhonda Schroeder	86	\$33,875	\$22,616	4,225	0.60%	4.03%	9.39%
60302	BLAW KNOX	Mattoon	(217) 235-0698	April Cizek	144	\$10,547	\$5,885	2,017	6.14%	-0.03%	18.40%
63103	BLOOMINGTON MUNICIPAL	Bloomington	(309) 827-7266	Todd Keil	97	\$27,136	\$9,366	2,286	4.97%	5.22%	14.22%
64038	BLOOMINGTON POSTAL EMPLOYEES	Bloomington	(309) 663-5841	Carolyn Mardis	101	\$22,787	\$8,271	1,652	-6.36%	-0.75%	15.54%
68180	BURLINGTON NORTHERN SF RAILWAY	Cicero	(708) 924-5594	Angelic Billings	160	\$7,088	\$2,840	1,737	-3.41%	16.26%	20.28%
60439	C & NW PROVISIO	Northlake	(708) 544-1266	Loriene Sieja	195	\$2,384	\$883	1,170	-8.23%	-12.10%	9.42%
18882	C T A F C	Chicago	(312) 243-5190	Jesse McDowell	219	\$842	\$155	423	5.38%	-14.27%	17.70%
68472	CANAAN	Urbana	(217) 367-2158	Sheena Bruett	228	\$324	\$86	185	-12.46%	-14.40%	8.58%
68508	CANALS & TRAILS	Lockport	(815) 838-7159	Janet Schuler	99	\$23,607	\$13,427	2,982	5.43%	11.56%	10.31%
65427	CARBONDALE HIGHWAY	Carbondale	(618) 549-6624	Melissa Naas	173	\$4,893	\$3,301	791	3.37%	0.65%	15.08%
65735	CATHOLIC & COMMUNITY	Shiloh	(618) 233-8073	Ken Bossung	44	\$135,690	\$89,848	14,589	8.52%	3.95%	11.48%
15848	CBI	Plainfield	(815) 439-6676	Michele Timpe	122	\$17,361	\$9,403	1,796	-7.56%	-14.04%	10.38%
68448	CEFCU	Peoria	(309) 633-7000	Mark Spenny	2	\$6,258,523	\$4,669,835	347,683	5.14%	5.12%	10.68%
60852	CENTRAL CREDIT UNION OF ILLINOIS	Bellwood	(708) 649-6400	Robert Satinover	50	\$95,913	\$63,759	12,069	1.71%	0.36%	9.84%
65186	CENTRAL ILLINOIS	Champaign	(217) 356-9721	Chelsea Anderson	118	\$18,308	\$7,015	3,328	0.81%	-3.00%	10.36%
61497	CHAMPAIGN COUNTY SCHOOL EMPLOYEES	Champaign	(217) 351-3100	Penny Sergeant	129	\$13,902	\$5,416	1,290	-0.51%	2.10%	9.64%
5045	CHICAGO AREA OFFICE	Chicago	(312) 575-5600	Robin Shannon	147	\$9,677	\$3,495	1,482	-4.44%	0.95%	21.90%
2495	CHICAGO AVENUE GARAGE	Chicago	(773) 626-1100	Dorothy McCalister	172	\$4,977	\$1,128	684	-24.15%	-6.35%	47.47%
15479	CHICAGO FAUCET	Des Plaines	(847) 803-5000	Valerie Kliment	230	\$313	\$184	44	-1.47%	-20.26%	40.11%
61560	CHICAGO FIRE OFFICERS' ASSOCIATION	Chicago	(773) 445-1700	Nancy Van Buskirk	146	\$9,990	\$4,278	1,046	0.48%	1.54%	15.29%
61209	CHICAGO FIREFIGHTER'S	Chicago	(773) 581-5253	Robert Reynolds	65	\$57,678	\$38,490	5,373	1.75%	3.84%	14.07%
60175	CHICAGO FIREMANS ASSOC.	Chicago	(312) 791-0834	Tina Mednis	112	\$19,433	\$10,199	2,884	2.42%	-1.51%	13.99%
65932	CHICAGO MUNICIPAL EMPLOYEES	Chicago	(312) 236-2326	Peter Tzortzakis	82	\$38,595	\$21,975	12,350	3.81%	-1.55%	12.30%
2876	CHICAGO PATROLMEN'S	Chicago	(312) 726-8814	Scott Arney	18	\$403,979	\$272,391	36,351	2.98%	11.00%	9.96%
95826	CHICAGO POST OFFICE EMPLOYEES	Chicago	(773) 881-2500	Deborah Fears	108	\$20,299	\$9,210	4,268	3.51%	-2.60%	27.32%
60627	CLIFFORD-JACOBS EMPLOYEES	Champaign	(217) 355-0081	Christina Chapman	205	\$1,803	\$639	236	-2.99%	-4.37%	30.25%
60688	COLLEGE & UNIVERSITY	Chicago	(312) 755-0997	Kevin Barrett	214	\$1,091	\$257	401	0.62%	39.35%	10.93%
97095	COMMONWEALTH	Bourbonnais	(815) 937-7447	Raeann Love	54	\$86,923	\$63,704	10,824	2.63%	-3.25%	11.57%
7256	COMMUNITY	Chicago	(773) 373-8518	James Stewart	236	\$223	\$19	203	-11.91%	-61.52%	19.68%
24751	COMMUNITY PLUS	Rantoul	(217) 893-8201	Michael Daugherty	113	\$18,871	\$15,058	3,888	-1.23%	-1.55%	8.57%
60543	COMMUNITY TRUST	Gurnee	(847) 662-2050	Mike Mallow	37	\$226,000	\$129,781	14,244	2.77%	3.37%	9.77%







CH#	CREDIT UNION	CITY	PHONE	CEO	RANK	ASSETS (\$000)	LOANS (\$000)	MEMBERS	SHARE GROWTH	LOAN GROWTH	NET WORTH RATIO
15454	SHILOH ENGLEWOOD	Chicago	(773) 651-1750	Cheryl Bullock	234	\$248	\$8	145	2.52%	40.42%	24.05%
68176	SILGAN WHITECAP	Downers Grove	(630) 515-5144	Carolyn Callard	191	\$2,620	\$1,101	514	-2.07%	0.78%	29.10%
60279	SIU	Carbondale	(618) 457-3595	Mike Lantrip	24	\$334,939	\$258,396	40,507	0.93%	6.97%	10.56%
65046	SIUE	Edwardsville	(618) 650-3760	Kathy McKinnon	102	\$22,223	\$10,891	1,910	5.60%	10.01%	8.86%
64731	SMARTCHOICE	Spring Valley	(815) 481-3537	Vickie Chiesi	217	\$911	\$772	322	4.64%	9.45%	23.62%
60878	SOURCEONE	Chicago	(312) 922-0495	Dave Cogozzo	141	\$10,981	\$1,908	1,171	-2.61%	12.62%	13.51%
65550	SOUTH DIVISION	Evergreen Park	(708) 857-7070	Geraldine Burek	77	\$44,756	\$17,081	5,635	-3.13%	9.43%	14.04%
2682	SOUTH SHOP	Alsip	(708) 925-9500	Frank Lacoco	132	\$12,546	\$4,721	1,267	-5.02%	4.30%	16.55%
24704	SOUTH SIDE COMMUNITY	Chicago	(773) 548-5500	Gregg Brown	178	\$4,350	\$1,807	1,500	6.69%	-16.17%	11.21%
65424	SPRINGFIELD CITY EMPLOYEES	Springfield	(217) 789-2346	Marianne Lauterbach	142	\$10,664	\$7,356	1,400	1.24%	10.64%	13.99%
65256	SPRINGFIELD FIREFIGHTERS	Springfield	(217) 638-5550	Ed Canny	183	\$3,779	\$1,092	368	1.03%	-6.64%	13.10%
60680	ST. GREGORY PARISH	Chicago	(773) 561-5493	Pauline Hess	229	\$317	\$101	136	-4.97%	-12.56%	12.19%
66296	ST. HELENA PARISH	Chicago	(312) 806-3835	Eva Watts	239	\$174	\$113	163	-3.27%	1.20%	10.29%
17142	ST. JAMES HOSPITAL EMPLOYEES	Olympia Fields	(708) 552-1000	Marianne Talarico	148	\$9,376	\$3,125	2,179	-5.12%	-11.14%	10.26%
65484	ST. JUDE	Chicago	(312) 544-8213	Ronald Predovic	226	\$393	\$167	137	-2.01%	-0.94%	16.80%
61566	ST. MARK	Chicago	(773) 846-4433	Sam Gray	221	\$508	\$118	262	-5.99%	-5.85%	21.27%
14058	ST. MARTIN DE PORRES PARISH	Chicago	(773) 626-0776	Francis Scanlan	231	\$307	\$106	165	29.72%	58.07%	9.65%
81416	STALEY	Decatur	(217) 423-9767	Karen Brown	41	\$146,703	\$114,136	15,650	7.05%	1.62%	10.63%
65259	STATE EMPLOYEES COMMUNITY	Alton	(618) 465-5142	Trisha Bell	166	\$6,099	\$3,001	964	0.64%	5.06%	16.54%
1273	STATE FARM	Bloomington	(888) 521-5209	Tom Dewitt	3	\$4,289,613	\$896,928	124,036	3.64%	-2.10%	14.17%
62939	STREATOR COMMUNITY	Streator	(815) 672-8488	Betsy Rhynes	94	\$28,432	\$10,904	2,961	1.80%	0.82%	11.00%
68226	STREATOR ONIZED	Streator	(815) 673-1589	Kathy Lucas	34	\$254,906	\$206,374	32,248	10.58%	13.67%	14.14%
21111	SWEDISH AMERICAN	Rockford	(815) 489-4096	Kelli Earlywine	179	\$4,327	\$1,568	1,436	-7.93%	16.90%	11.84%
60657	SYNERGY PARTNERS	Chicago	(773) 646-3000	Brian Blaszk	136	\$12,159	\$2,612	1,828	-2.91%	-21.11%	21.92%
60335	TAYLORVILLE COMMUNITY	Taylorville	(217) 824-9658	Will Perkins	62	\$61,671	\$46,404	6,356	10.97%	13.20%	10.41%
65874	TAYLORVILLE SCHOOL EMPLOYEES	Taylorville	(217) 824-5626	Nancy Montgomery	207	\$1,578	\$860	373	0.83%	9.28%	22.98%
60298	TAZEWELL COUNTY GOVERNMENT EMP.	Pekin	(309) 353-8633	Jody McFarlin	211	\$1,189	\$868	357	4.39%	-15.19%	13.92%
63672	TAZEWELL COUNTY SCHOOL EMP.	Pekin	(309) 347-6013	Kevin Freeman	105	\$20,896	\$4,583	1,240	-5.55%	12.00%	14.97%
60390	TEE-PAK	Danville	(217) 477-4428	Kevin Kennedy	107	\$20,727	\$10,234	3,043	8.08%	-1.34%	18.99%
23245	TRINITY U.C.C.	Chicago	(773) 966-1505	Cynthia Bell	188	\$3,034	\$136	792	4.20%	-8.18%	18.59%
61793	U. S. EMPLOYEES	Chicago	(312) 922-5310	Eric Stiegel	56	\$84,647	\$25,223	7,875	0.21%	2.25%	10.39%
24767	UNIFIED HOMEOWNERS OF ILLINOIS	Chicago	(773) 283-9340	Teresa Rosado	224	\$463	\$219	289	6.69%	25.44%	21.21%
60041	UNITED	Chicago	(773) 376-6000	Mario Aguirre	35	\$249,013	\$132,029	19,364	23.45%	38.16%	8.87%
60095	UNITED COMMUNITY	Quincy	(217) 224-1093	Mark Dietrich	53	\$89,468	\$60,064	10,139	4.32%	0.07%	14.52%
81688	UNITED EQUITY	Decatur	(217) 875-1845	Kara Johnston	81	\$39,431	\$22,416	4,021	-0.23%	6.55%	12.37%
60583	UNIVERSITY OF ILLINOIS COMMUNITY	Champaign	(217) 278-7700	Chris Harlan	20	\$372,592	\$292,639	46,679	6.12%	5.74%	8.93%
64568	URBANA MUNICIPAL EMPLOYEES	Urbana	(217) 337-0240	Melody Neumann	184	\$3,765	\$3,168	835	-10.65%	-9.25%	10.27%
61093	VIBRANT	Moline	(309) 796-7500	Matt McCombs	13	\$809,155	\$622,520	50,283	12.86%	15.69%	9.52%
60519	WESTERN ILLINOIS	Macomb	(309) 298-2986	Darin Higgins	93	\$28,729	\$17,880	3,270	8.77%	-14.80%	9.14%
65426	WESTERN ILLINOIS SCHOOL EMP.	Quincy	(217) 224-2091	Kathryn Cox	103	\$21,402	\$10,872	1,758	-4.12%	3.08%	13.57%
13481	WESTERN SPRINGS	Western Springs	(708) 246-6870	Kimberly Schau	186	\$3,159	\$1,284	476	-7.83%	20.00%	15.70%
63459	WILLIAMSON COUNTY CATHOLIC	Herrin	(618) 942-5626	Robbie Wiseman	199	\$2,155	\$1,956	677	8.09%	5.13%	9.24%

INDIANA CREDIT UNIONS | DATA AS OF 12.31.19

	2015	2016	2017	2018	2019	2019 Growth	5-Year CAGR
<b>Number of Credit Unions</b>	<b>162</b>	<b>158</b>	<b>154</b>	<b>154</b>	<b>152</b>	<b>-1.30%</b>	<b>-1.27%</b>
<b>Number of Members</b>	2,358,416	2,419,013	2,491,634	2,575,829	2,644,108	<b>2.65%</b>	<b>2.31%</b>
<b>Total Assets (\$000)</b>	\$23,772,429	\$25,236,399	\$26,725,343	\$27,949,951	\$29,928,352	<b>7.08%</b>	<b>4.71%</b>
<b>Total Shares (\$000)</b>	\$20,028,598	\$21,227,627	\$22,285,226	\$23,417,072	\$25,212,564	<b>7.67%</b>	<b>4.71%</b>
<b>Total Loans (\$000)</b>	\$16,419,177	\$18,002,489	\$19,433,396	\$20,825,321	\$22,018,060	<b>5.73%</b>	<b>6.04%</b>
<b>Total Capital (\$000)</b>	\$2,685,401	\$2,822,990	\$3,040,180	\$3,253,603	\$3,530,647	<b>8.51%</b>	<b>5.63%</b>

CH#	CREDIT UNION	CITY	PHONE	CEO	RANK	ASSETS (\$000)	LOANS (\$000)	MEMBERS	SHARE GROWTH	LOAN GROWTH	NET WORTH RATIO
159	3RIVERS	Fort Wayne	(260) 490-8328	Don Cates	9	\$1,208,245	\$856,313	84,097	18.83%	7.52%	14.42%
17339	A H E PLANT 3	Winchester	(765) 584-1055	Nellie Forrester	125	\$7,142	\$2,833	1,503	10.05%	22.07%	19.92%
3412	AAA	South Bend	(574) 232-8021	Paul Obermeyer	52	\$62,747	\$23,874	6,905	2.12%	-7.15%	11.77%
95812	ADAMS CO. FARM BUREAU COOP.	Monroe	(260) 692-6100	Jon Bell	96	\$18,449	\$12,398	1,043	-2.72%	-9.67%	22.76%
24078	ADVANCE FINANCIAL	Schererville	(219) 392-3900	Jerry Gomez	34	\$127,449	\$79,619	11,624	-3.63%	-8.32%	10.44%
8925	ADVANTAGEPLUS OF INDIANA	Terre Haute	(812) 231-7900	Pam Lister	86	\$25,149	\$20,043	6,887	6.06%	7.42%	18.89%
12153	AFENA	Marion	(765) 664-8089	Karen Madry	51	\$64,639	\$53,298	7,860	4.43%	5.71%	9.80%
17389	ALLEGIOUS	Burns Harbor	(219) 787-8049	Kevin Zagrocki	28	\$164,781	\$78,939	16,055	-0.97%	-11.72%	11.35%
11103	BALL STATE	Muncie	(765) 741-2728	Carl Glassburn	41	\$89,777	\$59,202	11,321	-2.12%	-10.24%	6.34%
17040	BAR-CONS	Columbus	(812) 372-8776	Jaime Stainbrook	69	\$37,379	\$23,301	3,959	3.19%	10.68%	11.75%
17588	BATTERY EMPLOYEES	Attica	(765) 762-2947	Janet Schmid	142	\$1,238	\$558	226	-3.59%	1.87%	20.00%
82791	BEACON	Wabash	(260) 563-7443	Kevin Willour	8	\$1,260,999	\$929,539	45,552	3.82%	-1.32%	15.88%
82753	BLUFFTON MOT.WORKS/FRANKLIN ELEC. EMP.	Bluffton	(260) 827-2213	Kathy Durham	145	\$1,096	\$165	258	-11.50%	-26.06%	22.60%
13940	BUSINESS AND INDUSTRIAL	Columbus	(812) 372-6091	Aaron Wilp	68	\$37,987	\$11,629	5,316	0.57%	-0.94%	14.42%
68287	CENTRA	Columbus	(812) 376-9771	Rick Silvers	5	\$1,559,070	\$1,229,452	127,916	5.02%	9.66%	13.30%
4152	CENTRAL SOYA	Decatur	(260) 724-1338	Marilyn Cress	88	\$23,659	\$6,445	2,034	1.17%	17.43%	20.53%
5422	CHIPHONE	Elkhart	(574) 294-3606	Travis Mazur	42	\$87,677	\$47,722	10,372	0.06%	5.68%	16.09%
3012	CITY OF FIRSTS COMMUNITY	Kokomo	(765) 454-5590	Debra Mullen	81	\$29,522	\$11,024	5,054	3.16%	14.83%	9.98%
8472	CITY TRUST	Fort Wayne	(260) 483-5661	Diane Brown	116	\$9,775	\$2,504	842	-2.75%	-14.37%	13.26%
12152	CLIFFY CREEK EMPLOYEES	Madison	(812) 265-4881	Tracey Carter	112	\$11,527	\$9,185	1,498	-7.48%	-3.42%	21.72%
24770	COMMUNITY LINK	Huntington	(260) 356-6220	Misty Harrison	93	\$21,023	\$13,813	2,360	-6.15%	-11.30%	15.03%
65493	COMMUNITY SPIRIT	Lawrenceburg	(812) 537-0928	Tammy Brett	108	\$12,701	\$6,785	1,897	-5.24%	6.97%	15.82%
18336	COMMUNITYWIDE	South Bend	(574) 239-2700	Andrew Burggraf	18	\$474,506	\$410,861	52,861	7.09%	4.21%	16.15%
3006	CONCORA WABASH	Wabash	(260) 569-3346	Minda Parish	143	\$1,210	\$1,049	243	8.96%	6.07%	17.81%
68672	CRANE	Odon	(812) 863-7000	Kevin Sparks	15	\$617,543	\$465,116	52,796	10.41%	3.50%	14.33%
7002	CROSSROADS FINANCIAL	Portland	(260) 726-2142	Donald Gillespie	56	\$57,845	\$31,824	9,116	3.59%	-1.55%	10.88%
15321	DEARBORN COUNTY	Lawrenceburg	(812) 537-8153	Katee Goodpaster	104	\$14,511	\$6,673	2,360	-4.18%	16.96%	11.74%
19390	DEL MET	Muncie	(765) 289-5554	Larry Manet	120	\$8,674	\$2,285	1,294	-3.77%	14.40%	17.93%
14135	DIAMOND VALLEY	Evansville	(812) 425-5152	Mike Bledsoe	32	\$134,109	\$80,105	21,272	-0.97%	3.40%	11.33%
17411	DIVERSIFIED GENERAL	Logansport	(574) 753-3547	Teresa Baer	110	\$11,902	\$7,618	3,537	26.03%	15.08%	9.54%
20805	DUBOIS-PIKE	Jasper	(812) 634-9278	Rose Nealy	77	\$31,880	\$20,258	2,326	9.82%	6.25%	9.03%
16805	EAST ALLEN	New Haven	(260) 749-9956	Karen Bishop	101	\$14,693	\$1,879	1,751	0.77%	-6.35%	9.37%
82772	EAST CHICAGO FIREMEN'S	East Chicago	(219) 397-6921	Joanne Deyoung	147	\$937	\$68	217	-14.96%	-16.37%	18.05%
7066	EASTERN INDIANA	New Castle	(765) 529-6632	Leah Combs	83	\$28,169	\$13,172	4,902	2.78%	1.26%	9.40%
22468	ELEMENTS FINANCIAL	Indianapolis	(317) 524-5076	Lisa Schlehuber	4	\$1,687,713	\$1,260,190	112,635	8.65%	2.97%	8.85%
8548	ENCOMPASS	Tipton	(800) 675-8852	Matthew Lambert	27	\$194,356	\$144,563	16,263	11.00%	2.08%	10.91%
65458	ENERGY PLUS	Indianapolis	(317) 261-8521	Cari Palmer	74	\$34,508	\$25,876	4,337	-0.13%	2.16%	15.83%
14562	EVANSVILLE	Evansville	(812) 424-2621	Mike Sills	46	\$69,560	\$51,040	6,897	1.81%	-1.56%	13.25%
1263	EVANSVILLE FIREFIGHTERS	Evansville	(812) 424-9396	Lori House	85	\$25,433	\$19,619	2,293	4.49%	4.97%	12.39%
1682	EVANSVILLE TEACHERS	Evansville	(812) 477-9271	Bill Schirmer	3	\$1,850,784	\$1,476,387	219,263	12.76%	11.84%	9.77%
64942	FAMILY HORIZONS	Indianapolis	(317) 352-0423	Keith Wright	43	\$81,667	\$57,180	11,510	0.43%	-8.24%	12.05%
16213	FINANCIAL BUILDERS	Kokomo	(765) 455-0500	Brian Bargerhuff	36	\$107,946	\$87,461	14,214	14.37%	5.23%	12.47%
68658	FINANCIAL CENTER FIRST	Indianapolis	(317) 916-7700	Kevin Ryan	17	\$585,536	\$479,340	67,879	4.50%	4.21%	12.60%
20793	FINANCIAL HEALTH	Indianapolis	(317) 559-7280	Shawn Wolbert	82	\$29,095	\$17,647	10,297	2.97%	2.94%	11.97%
16619	FINANCIAL PARTNERS	Woodburn	(260) 632-4245	David Shuey	71	\$36,592	\$14,824	3,695	5.49%	-7.90%	8.38%
1457	FINANS	Hammond	(219) 844-3125	Aileen Irizarry	117	\$9,137	\$3,049	1,793	0.68%	-12.34%	10.85%
21593	FIRE POLICE CITY COUNTY	Fort Wayne	(260) 484-2102	Nancy Kline	33	\$131,007	\$103,483	10,547	4.79%	5.83%	10.70%
97052	FIREFIGHTERS	Indianapolis	(317) 636-5581	Mel Self	50	\$66,779	\$28,757	5,345	-1.69%	0.05%	12.51%
14163	FIRST COUNTY	Muncie	(765) 284-3471	Julie Eskew	95	\$19,720	\$15,494	2,543	13.87%	40.59%	7.17%
68596	FIRST TRUST	Michigan City	(800) 276-6161	Kim Kniola	35	\$120,638	\$31,018	12,957	5.12%	-4.35%	11.84%
19432	FO ME BO CO	Wabash	(260) 563-0334	Linette Burchett	132	\$3,810	\$1,989	689	2.36%	7.83%	13.86%
5431	FORT FINANCIAL	Fort Wayne	(260) 432-1561	Steve Collins	25	\$237,809	\$178,788	28,783	3.96%	3.72%	10.33%
7392	FORTRESS	Marion	(765) 668-3313	Lisa Blades	100	\$16,260	\$11,120	2,670	-2.01%	-0.53%	18.28%
68248	FORUM	Indianapolis	(317) 558-6000	Doug True	6	\$1,489,730	\$1,303,707	158,955	6.36%	7.24%	10.89%
169	GARY FIREFIGHTERS ASSOCIATION	Gary	(219) 881-5217	Joseph Aguilar	137	\$2,074	\$780	354	-1.23%	-1.11%	35.15%
16126	GARY MUNICIPAL EMPLOYEES	Gary	(219) 881-1320	Frankie Wilcox	151	\$477	\$125	145	-3.12%	-24.13%	48.21%
3251	GARY POLICE DEPARTMENT EMPLOYEES	Gary	(219) 881-4774	Sarita Titus	139	\$1,633	\$685	218	-6.66%	-3.16%	46.47%
23156	GENERATIONS	La Porte	(219) 326-5311	Catherine Seymour	114	\$10,428	\$4,421	1,479	6.34%	8.07%	10.02%



CH#	CREDIT UNION	CITY	PHONE	CEO	RANK	ASSETS (\$000)	LOANS (\$000)	MEMBERS	SHARE GROWTH	LOAN GROWTH	NET WORTH RATIO
20174	SHEET METAL WORKERS	Indianapolis	(317) 549-6009	Mary McCune	126	\$6,866	\$2,743	1,302	-2.00%	-16.64%	10.18%
9923	SOLIDARITY COMMUNITY	Kokomo	(765) 453-4020	Melissa Domingues	24	\$284,038	\$226,480	27,332	9.58%	-1.56%	9.04%
13279	SOUTH BEND FIREFIGHTERS	South Bend	(574) 287-6161	Darlene Lopez	63	\$44,751	\$28,687	3,679	4.98%	3.08%	24.99%
66255	SOUTH BEND POST OFFICE	South Bend	(574) 272-8581	Rex Bulgrien	118	\$9,136	\$3,372	1,209	2.78%	12.25%	12.64%
4487	SOUTH BEND TRANSIT	South Bend	(574) 232-2192	Sarah Ladouceur	133	\$3,594	\$2,427	390	-17.71%	2.05%	26.84%
11273	STERLING UNITED	Evansville	(812) 425-0111	Daniel Bullock	49	\$66,831	\$39,910	9,180	-0.03%	-12.79%	11.22%
4488	T H P	Terre Haute	(812) 244-4466	Michelle Hasenour	131	\$4,184	\$2,717	1,117	-0.22%	-14.19%	22.37%
60060	TEACHERS	South Bend	(574) 232-8012	Paul Marsh	1	\$3,348,046	\$2,676,963	301,493	10.06%	0.47%	9.22%
68225	TECH	Crown Point	(219) 663-5120	Gene Novello	22	\$379,016	\$295,067	38,543	5.45%	6.70%	9.18%
3631	THRIVE	Muncie	(765) 284-1015	Brett Rinker	57	\$57,824	\$37,242	6,462	5.35%	5.05%	11.85%
8654	TIPPECANOE	Lafayette	(765) 448-1158	Brooke Grube	109	\$12,160	\$5,049	1,255	-9.86%	3.05%	14.28%
68286	TLCU FINANCIAL	Mishawaka	(574) 255-3193	Kendra Fleckner	70	\$37,180	\$13,865	4,123	0.87%	9.84%	17.04%
24781	UNION BAPTIST CHURCH	Fort Wayne	(260) 456-1802	Janiece Norfleet	152	\$144	\$16	295	5.91%	-19.34%	14.58%
1364	US #1364	Merrillville	(219) 769-1700	Michelle Wilson	30	\$141,138	\$77,195	11,008	7.31%	0.27%	11.42%
68572	VIA	Marion	(765) 674-6631	David Abernathy	21	\$396,018	\$285,203	32,745	10.42%	7.79%	12.46%
138	VIGO COUNTY	Terre Haute	(812) 232-9697	Dale Burkitt	73	\$34,680	\$24,497	9,452	2.30%	1.34%	7.88%
23287	VULCRAFT EMPLOYEES	St. Joe	(260) 337-1808	Linda Yoder	130	\$4,332	\$3,125	672	5.13%	-7.20%	14.23%
14449	WAYNE COUNTY	Richmond	(877) 962-7113	Kim Gardner	113	\$10,608	\$4,046	1,150	-4.05%	-3.74%	10.79%
16732	WEATHERHEAD C C	Columbia City	(260) 248-8309	Juliana Johnson	99	\$16,552	\$8,387	2,306	5.75%	4.60%	10.94%
82789	WESTERN INDIANA	Sullivan	(812) 268-1196	Mitzi Perkinson	76	\$32,546	\$23,603	2,514	25.94%	2.12%	12.93%
3536	WHITEWATER REGIONAL	Connersville	(765) 827-1317	Renee Zumkeller	122	\$8,446	\$5,522	1,296	7.92%	5.49%	13.32%
198	WHITING REFINERY	Whiting	(219) 659-3254	Julie Boyle	62	\$46,485	\$15,438	2,261	2.47%	18.00%	28.30%
15028	WUFFACE	Richmond	(765) 935-2490	Jayma Wilburn	129	\$5,153	\$2,092	1,019	-1.49%	1.10%	11.55%

IOWA CREDIT UNIONS | DATA AS OF 12.31.19

	2015	2016	2017	2018	2019	2019 Growth	5-Year CAGR
<b>Number of Credit Unions</b>	<b>98</b>	<b>96</b>	<b>92</b>	<b>89</b>	<b>84</b>	<b>-5.62%</b>	<b>-3.04%</b>
<b>Number of Members</b>	1,202,885	1,244,743	1,293,162	1,350,500	1,358,688	<b>0.61%</b>	<b>2.47%</b>
<b>Total Assets (\$000)</b>	\$15,344,694	\$16,886,213	\$18,562,073	\$20,479,961	\$21,136,304	<b>3.20%</b>	<b>6.61%</b>
<b>Total Shares (\$000)</b>	\$12,879,321	\$14,081,808	\$15,270,831	\$16,486,312	\$17,258,384	<b>4.68%</b>	<b>6.03%</b>
<b>Total Loans (\$000)</b>	\$11,355,123	\$13,059,693	\$14,957,919	\$17,195,565	\$17,571,344	<b>2.19%</b>	<b>9.12%</b>
<b>Total Capital (\$000)</b>	\$1,665,300	\$1,816,068	\$2,021,106	\$2,213,506	\$2,446,324	<b>10.52%</b>	<b>8.00%</b>

CH#	CREDIT UNION	CITY	PHONE	CEO	RANK	ASSETS (\$000)	LOANS (\$000)	MEMBERS	SHARE GROWTH	LOAN GROWTH	NET WORTH RATIO
63124	1ST GATEWAY	Camanche	(563) 243-4121	Pat Drennen	18	\$161,215	\$127,333	10,881	14.12%	0.26%	10.89%
64878	5 STAR COMMUNITY	Mount Pleasant	(319) 385-4914	Mary Koontz	40	\$35,618	\$29,122	4,914	5.04%	10.21%	9.45%
64323	ACE	Mason City	(641) 424-6330	Ellen Kay	62	\$7,405	\$1,850	871	-6.17%	-10.66%	16.57%
64030	ADVANTAGE	Newton	(641) 792-5660	Corinne Coyle	29	\$72,134	\$37,044	6,069	2.10%	4.33%	17.66%
65521	AEGIS	Clinton	(563) 242-0531	Tim Clark	56	\$17,472	\$14,251	3,639	18.19%	5.31%	12.92%
62829	AFFINITY	Des Moines	(515) 288-7225	Jim Dean	21	\$122,310	\$96,343	13,658	5.63%	-1.79%	9.45%
67831	ALLEN HOSPITAL PERSONNEL	Waterloo	(319) 235-3678	Jeannie Brown	66	\$5,429	\$4,001	1,571	0.07%	-6.76%	17.20%
64886	ALLIANT	Dubuque	(563) 585-3737	Mike Moroney	19	\$130,499	\$93,705	11,023	3.71%	-3.38%	12.56%
63268	ASCENTRA	Bettendorf	(563) 355-0152	Dale Owen	11	\$424,288	\$301,673	39,666	5.71%	-1.99%	10.89%
65239	BURLINGTON MUNICIPAL EMPLOYEES	Burlington	(319) 752-8412	Jonie Stewart	69	\$4,361	\$3,240	605	-9.92%	-3.99%	10.68%
62878	CAPITOL VIEW	Des Moines	(515) 348-8350	Brent Kowalsky	39	\$36,059	\$22,298	1,969	-1.89%	0.80%	16.24%
64868	CASEBINE COMMUNITY	Burlington	(319) 752-8745	Patricia Gehringer	46	\$28,920	\$14,149	4,448	-0.74%	-2.81%	17.83%
65565	CEDAR FALLS COMMUNITY	Cedar Falls	(319) 266-7531	Helen Pearce	20	\$127,148	\$100,856	7,871	6.10%	6.48%	17.10%
65238	CENT	Mason City	(515) 422-7361	Matthew Chizek	33	\$56,703	\$47,954	5,698	12.08%	12.04%	13.33%
62871	CHICAGO CENTRAL AND COMMERCE	Waterloo	(319) 232-0808	Marilyn Hileman	64	\$6,646	\$2,336	1,078	-1.75%	-3.93%	21.84%
66592	CITIZENS COMMUNITY	Fort Dodge	(515) 955-5524	E.J. Donaghey	13	\$198,255	\$157,422	15,459	-0.91%	-5.05%	16.20%
68695	COBALT	Council Bluffs	(402) 292-8000	Gail Deboer	5	\$1,009,387	\$890,521	106,904	2.57%	2.68%	9.33%
62969	COLLINS COMMUNITY	Cedar Rapids	(319) 393-9000	Stefanie Rupert	4	\$1,233,409	\$916,283	86,903	12.76%	-19.55%	8.49%
68510	COMMUNITY 1ST	Ottumwa	(641) 684-5448	Greg Hanshaw	7	\$709,695	\$591,515	58,229	9.61%	2.58%	9.01%
65078	COMMUNITY CHOICE	Johnston	(515) 334-8100	Josh Cook	8	\$550,225	\$442,893	48,533	8.16%	5.80%	11.85%
61691	DAVENPORT POLICE DEPARTMENT	Davenport	(563) 323-9003	Jay Verhorevoort	70	\$4,357	\$1,649	318	5.98%	-11.31%	13.57%
64943	DES MOINES FIRE DEPARTMENT	Des Moines	(515) 288-2521	Michael Williams	73	\$4,051	\$2,750	947	-8.84%	-9.55%	20.69%
64380	DES MOINES METRO	Des Moines	(515) 283-4195	James Anderson	36	\$53,948	\$30,041	6,245	-3.34%	5.04%	13.03%
63486	DES MOINES WATER WORKS	Des Moines	(515) 282-1331	Norma Thompson	81	\$1,479	\$1,076	480	4.58%	0.12%	12.78%
62429	DU PONT EMPLOYEES	Fort Madison	(319) 376-5237	Melodie Goldensoph	72	\$4,085	\$2,561	514	7.53%	-0.28%	16.29%
64917	DUBUQUE POSTAL EMPLOYEES	Dubuque	(563) 582-9515	Ray Pregler	68	\$4,569	\$1,290	280	-1.15%	21.35%	11.57%
64049	DUPACO COMMUNITY	Dubuque	(800) 373-7600	Joe Hearn	3	\$1,888,189	\$1,276,039	125,321	13.44%	12.57%	15.84%
64471	DUTRAC COMMUNITY	Dubuque	(563) 582-1331	Andrew Hawkinson	6	\$756,261	\$626,627	47,685	5.07%	6.10%	13.49%
63299	EMPLOYEES	Estherville	(712) 362-5897	Mark Peters	22	\$105,358	\$61,319	8,200	8.10%	9.52%	21.66%
64067	FAMILY COMMUNITY	Charles City	(641) 228-6612	Theodore Jarosh	55	\$17,787	\$5,674	2,394	-3.72%	-8.16%	12.94%
62965	FINANCIAL PLUS	West Des Moines	(515) 224-1222	Dave Cale	16	\$172,187	\$83,197	12,568	-0.12%	16.34%	12.34%
24673	FIRST	Hiawatha	(319) 743-7806	Tom Chalmstrom	15	\$173,841	\$145,751	10,164	7.14%	15.93%	8.75%
64231	FIRST CLASS COMMUNITY	West Des Moines	(515) 224-4300	Zac Pollock	25	\$79,812	\$37,422	8,672	4.70%	6.73%	8.93%
63159	FORT DODGE FAMILY	Fort Dodge	(515) 573-1160	Julie Pingel	44	\$31,088	\$20,608	3,537	4.29%	8.84%	12.98%
65040	GAS & ELECTRIC EMPLOYEES	Mason City	(641) 903-1714	Jean Ditter	67	\$4,770	\$2,602	384	-8.66%	1.20%	37.68%
64203	GREATER IOWA	Ames	(515) 232-6310	Scott Zahnle	9	\$537,721	\$492,724	33,310	22.35%	31.27%	8.10%
60269	GREENSTATE	North Liberty	(319) 393-1000	Jeff Disterhoft	1	\$5,757,174	\$5,339,413	206,288	5.53%	6.65%	9.67%
65243	HOLY GHOST PARISH	Dubuque	(563) 556-3863	Sandy Parker	48	\$28,530	\$452	937	1.78%	73.16%	10.79%
65445	HOMETOWN	Shenandoah	(712) 246-4449	Heather Thornton	76	\$2,348	\$2,194	818	-1.46%	15.65%	24.73%
65242	INDUSTRIAL EMPLOYEES	Centerville	(641) 437-7109	Shona Varese	61	\$8,350	\$4,519	972	-6.03%	7.57%	18.12%
60718	IOWA HEARTLAND	Mason City	(641) 424-5391	Cindy Stephenson	51	\$21,958	\$13,153	3,365	-3.33%	3.07%	20.73%
64361	JOURNEY	Des Moines	(515) 243-8735	Rachel Ballenger	32	\$59,623	\$31,481	5,270	0.02%	4.80%	14.83%
65391	KAH	Keokuk	(319) 524-7150	Paula Vickers	80	\$1,650	\$526	464	-3.95%	-10.87%	32.09%
61393	LEE COUNTY	Keokuk	(319) 524-4346	Kelly Fett	74	\$3,373	\$1,813	640	-2.99%	-3.16%	24.36%
64234	LENNOX EMPLOYEES	Marshalltown	(641) 754-4501	Carl Mundth	37	\$45,473	\$27,471	6,079	2.71%	5.05%	12.90%
63602	LINN AREA	Cedar Rapids	(319) 378-0101	Jenny Lorenz	10	\$468,083	\$394,204	24,534	6.33%	-2.29%	9.69%
62683	MEMBERS COMMUNITY	Muscatine	(563) 264-7210	Tim Chapman	31	\$62,182	\$47,445	7,505	8.62%	2.35%	10.72%
62918	MEMBERS1ST COMMUNITY	Marshalltown	(641) 752-1582	Janet Borer	14	\$177,734	\$118,919	17,823	4.48%	3.79%	11.21%
64212	MERIDIAN	Ottumwa	(641) 684-4207	Brenda Wynn	50	\$26,718	\$11,517	3,022	-1.63%	-1.24%	17.10%
60013	METCO	Cedar Rapids	(319) 398-5007	Brad Mertens	38	\$36,778	\$26,166	3,123	10.31%	7.00%	12.41%
61918	MIDLAND	Urbandale	(515) 278-1994	Holly Luca	35	\$54,346	\$34,721	4,246	1.94%	-3.16%	13.44%
63494	MIDWEST COMMUNITY	Sioux City	(712) 276-1328	Paddy Friedrichsen	45	\$30,461	\$11,469	3,056	2.57%	9.16%	9.60%
65199	MORRISON EMPLOYEES	Dubuque	(563) 556-3863	Chris Muir	79	\$1,791	\$415	153	-1.61%	65.39%	28.75%
61360	MUNI EMPLOYEES	Ottumwa	(641) 683-0659	Stephanie Nickerson	83	\$676	\$549	235	-2.05%	13.19%	12.78%
63399	N. W. IOWA	Le Mars	(712) 546-7676	Steve De Boer	34	\$54,854	\$39,400	4,980	9.52%	13.85%	12.67%
64351	NGPL EMPLOYEES	Saint Charles	(641) 396-2135	Erin Goering	75	\$2,768	\$421	294	-1.75%	40.53%	28.82%
60046	NISHNA VALLEY	Atlantic	(712) 243-6645	Tim Marcsisak	42	\$33,783	\$12,278	5,208	-0.52%	-15.03%	8.52%
64191	NORTH IOWA COMMUNITY	Mason City	(641) 424-2281	Scott Shipman	27	\$76,455	\$66,646	13,230	5.95%	-5.11%	9.16%

CH#	CREDIT UNION	CITY	PHONE	CEO	RANK	ASSETS (\$000)	LOANS (\$000)	MEMBERS	SHARE GROWTH	LOAN GROWTH	NET WORTH RATIO
62638	NORTH STAR COMMUNITY	Cherokee	(712) 225-5731	Jeff Hayes	23	\$104,718	\$72,733	11,553	17.06%	20.29%	10.39%
64282	NORTH WESTERN EMPLOYEES	Council Bluffs	(712) 328-2787	Mary Siek	63	\$6,916	\$4,633	1,229	-5.46%	-0.43%	23.74%
64140	PEOPLES	Webster City	(515) 832-6346	Jordan Hensley	30	\$64,294	\$51,308	8,231	26.09%	24.87%	12.85%
65039	POLK COUNTY	Des Moines	(515) 244-8647	Kristin Katzmann	65	\$5,696	\$4,196	813	4.91%	-1.26%	17.80%
61920	POWER CO-OP EMPLOYEES	Humboldt	(515) 332-4096	Vicki Holden	41	\$34,277	\$17,809	1,978	-4.06%	11.53%	21.47%
64271	PREMIER	Des Moines	(515) 282-1611	Steve Flamm	12	\$211,526	\$186,097	18,228	7.69%	7.80%	10.42%
64390	PUBLIC EMPLOYEES	Waterloo	(319) 291-4375	Lisa Carlo	47	\$28,901	\$14,842	2,000	4.09%	0.48%	14.94%
64991	QUAKER OATS	Cedar Rapids	(319) 395-7060	Heather Lemke	59	\$10,142	\$6,549	1,827	4.63%	-5.31%	15.72%
64986	RIVER COMMUNITY	Ottumwa	(641) 684-6302	Nate Bissell	53	\$18,656	\$16,603	3,573	-6.20%	10.26%	15.82%
61664	RIVER VALLEY	Ames	(515) 232-1654	Brian Godwin	26	\$77,542	\$55,961	5,426	12.26%	12.56%	10.92%
64269	SECU	Keokuk	(319) 524-4560	Jill Buckert	78	\$1,967	\$1,417	786	14.73%	1.49%	26.22%
65150	SERVE	Des Moines	(515) 243-2677	Jami Weems	28	\$75,147	\$55,926	5,182	9.58%	3.83%	14.90%
64417	SIOUX VALLEY COMMUNITY	Sioux City	(712) 277-1440	John Parks	49	\$27,612	\$15,829	3,412	-3.55%	2.29%	15.06%
65136	ST. ATHANASIUS	Jesup	(319) 827-6595	Susan Curry	82	\$780	\$626	275	-8.02%	4.72%	13.18%
65062	ST. LUDMILAS	Cedar Rapids	(319) 362-7282	Pat Stokesberry	84	\$366	\$281	123	11.52%	4.76%	29.93%
65606	TEAMSTERS LOCAL #238	Cedar Rapids	(319) 363-8247	Eric Sorensen	60	\$8,423	\$3,505	2,014	-3.02%	2.28%	11.44%
63218	TELCO-TRIAD COMMUNITY	Sioux City	(712) 252-4368	Tim Piepho	24	\$96,791	\$62,169	14,797	5.48%	1.12%	12.47%
60728	THE FAMILY	Davenport	(563) 388-8328	Dave Hulsbrink	17	\$169,383	\$108,295	19,543	8.05%	9.23%	14.12%
60678	THE HUB-CO	Keokuk	(319) 524-8133	April Girard	54	\$18,304	\$9,823	3,359	-0.83%	-8.92%	10.43%
64021	THE MUNICIPAL	Sioux City	(712) 255-3400	Roger Hake	57	\$17,269	\$9,983	2,477	-2.12%	6.59%	11.19%
65168	TOWN AND COUNTRY	Harlan	(712) 755-3881	Denny Siemers	43	\$32,680	\$25,555	2,902	35.49%	11.67%	8.44%
65071	UNITE	Cedar Falls	(319) 273-2479	Karris Golden	52	\$21,682	\$9,956	1,890	-0.87%	-2.50%	14.26%
65557	UNITED	Council Bluffs	(712) 322-0841	Andrena MacLeod	58	\$16,814	\$4,832	2,108	1.48%	-0.58%	11.56%
64418	VERIDIAN	Waterloo	(319) 236-5600	Monte Berg	2	\$4,348,222	\$3,957,610	240,554	6.52%	4.47%	10.50%
64790	WARREN	Waterloo	(319) 233-9240	Holly Glasener	71	\$4,201	\$1,647	847	-8.66%	13.77%	24.28%
65193	WATERLOO FIREMEN'S	Waterloo	(319) 236-3803	Erica Christiansen	77	\$2,206	\$1,865	311	0.50%	12.38%	11.81%



KANSAS CREDIT UNIONS | DATA AS OF 12.31.19

	2015	2016	2017	2018	2019	2019 Growth	5-Year CAGR
<b>Number of Credit Unions</b>	90	88	85	80	79	-1.25%	-2.57%
<b>Number of Members</b>	910,845	944,385	973,089	1,027,498	1,047,614	1.96%	2.84%
<b>Total Assets (\$000)</b>	\$8,828,618	\$9,488,584	\$9,891,192	\$10,165,370	\$10,889,891	7.13%	4.29%
<b>Total Shares (\$000)</b>	\$7,405,262	\$7,900,430	\$8,223,258	\$8,458,870	\$9,046,006	6.94%	4.08%
<b>Total Loans (\$000)</b>	\$6,033,237	\$6,645,713	\$7,109,090	\$7,637,125	\$8,049,894	5.40%	5.94%
<b>Total Capital (\$000)</b>	\$1,055,100	\$1,122,846	\$1,182,257	\$1,243,582	\$1,340,116	7.76%	4.90%

CH#	CREDIT UNION	CITY	PHONE	CEO	RANK	ASSETS (\$000)	LOANS (\$000)	MEMBERS	SHARE GROWTH	LOAN GROWTH	NET WORTH RATIO
63217	1ST KANSAS	Topeka	(785) 233-4323	Felicity Ross	53	\$8,410	\$4,778	1,500	-8.14%	10.08%	26.38%
62894	ARK VALLEY	Arkansas City	(620) 442-8210	Kim Anneler	29	\$37,919	\$26,578	8,682	1.18%	6.44%	11.06%
61823	AZURA	Topeka	(785) 233-5556	Greg Winkler	6	\$527,177	\$368,311	52,980	12.20%	4.16%	11.16%
63598	B&V	Overland Park	(913) 458-2739	S. Bartholomew	23	\$57,565	\$25,513	4,979	-4.46%	14.96%	14.38%
67263	BELL	Hutchinson	(620) 662-0731	Crystal Miller	45	\$14,528	\$12,916	1,733	14.70%	21.35%	12.36%
68411	BLUESTEM COMMUNITY	El Dorado	(316) 320-1777	Marilyn Whittington	49	\$10,195	\$4,742	1,475	-2.71%	4.77%	10.17%
67783	C & R	Clay Center	(785) 632-5161	Cyndy Thatcher	63	\$4,366	\$3,549	943	-8.02%	-11.67%	10.46%
60731	CAMPUS	Wichita	(316) 978-3666	Kory Phillips	36	\$26,092	\$18,709	5,371	-6.43%	-0.52%	15.60%
5510	CATHOLIC FAMILY	Wichita	(316) 264-9163	Michael Taylor	34	\$29,632	\$20,044	3,778	2.62%	3.89%	9.65%
68547	CATHOLICS UNITED	Hutchinson	(620) 665-0777	Deborah Finocy	78	\$203	\$62	147	-2.87%	10.06%	16.24%
61765	CENTRAL KANSAS EDUCATION	Salina	(785) 827-7349	Trena Lackey	67	\$3,397	\$2,600	745	4.87%	10.29%	21.34%
8072	CHRIST THE KING PARISH	Kansas City	(913) 287-8448	Dee Hartner	72	\$1,442	\$695	640	-8.31%	5.98%	13.92%
67664	COMMUNITYAMERICA	Lenexa	(913) 905-7000	Lisa Ginter	1	\$2,956,628	\$2,054,743	244,847	10.58%	10.50%	12.13%
61783	CO-OPERATIVE	Coffeyville	(620) 251-5290	Lyle Martin	41	\$17,888	\$10,031	3,212	-1.28%	-21.30%	14.27%
60062	CREDIT UNION OF AMERICA	Wichita	(316) 265-3272	Frank Shoffner	3	\$985,502	\$855,844	79,535	10.66%	12.39%	12.79%
67856	CREDIT UNION OF DODGE CITY	Dodge City	(620) 227-7181	Tom Armstrong	20	\$71,148	\$54,644	12,151	0.40%	-1.18%	10.90%
63319	CREDIT UNION OF EMPORIA	Emporia	(620) 342-0491	Kelly Brown	38	\$24,528	\$12,190	3,413	3.31%	2.38%	14.84%
68557	CROSSROADS	Goessel	(620) 367-2285	Kelly Schrag	51	\$9,021	\$6,064	1,094	-1.43%	6.76%	16.93%
67730	DILLON	Hutchinson	(620) 669-8500	Kenneth Scherer	28	\$39,864	\$31,613	4,575	4.36%	0.19%	16.96%
3869	EAGLE	Atchison	(913) 367-5004	Merry Lee Said	69	\$2,298	\$1,172	398	13.80%	-7.85%	5.26%
67797	ELLIS	Ellis	(785) 726-3499	Linda Pfeifer	61	\$4,470	\$2,776	761	-15.06%	-5.03%	20.30%
2227	EMPORIA STATE	Emporia	(620) 342-2336	Angie Miller	16	\$97,847	\$72,862	7,106	5.38%	8.34%	9.72%
68407	ENTERPRISE	Enterprise	(785) 263-8292	Michele Eagleburger	73	\$1,232	\$876	418	-1.33%	-16.02%	7.31%
65282	ENVISTA	Topeka	(785) 281-4093	Ron Smeltzer	8	\$398,753	\$339,641	44,249	10.67%	3.73%	10.92%
62649	EQUISHARE	Wichita	(316) 263-6171	Gary Torres	33	\$32,267	\$22,281	3,887	-4.01%	-19.02%	10.75%
62580	FARMERS	Hays	(785) 625-2427	Don Napell	46	\$14,385	\$4,646	1,025	10.12%	2.77%	11.62%
63374	FARMWAY	Beloit	(785) 738-2224	Joe Deneke	17	\$88,792	\$62,975	7,646	-1.51%	1.77%	23.92%
67760	FORBES FIELD	Topeka	(785) 861-4093	Rebecca Brink	58	\$5,828	\$4,505	662	5.04%	-4.57%	14.23%
11643	FREEDOM 1ST	McConnell AFB	(316) 685-0205	Ronda Posch	30	\$35,168	\$8,773	2,800	5.49%	30.49%	15.12%
63201	FRONTIER COMMUNITY	Fort Leavenworth	(913) 651-6575	Alex Zimmerman	12	\$147,452	\$115,343	13,715	2.06%	4.38%	11.88%
7662	GARDEN CITY TEACHERS	Garden City	(620) 275-0131	Cynthia Means	47	\$11,650	\$9,033	2,065	3.30%	0.56%	8.46%
62542	GOLDEN PLAINS	Garden City	(620) 275-2151	Erich Schaefer	5	\$674,892	\$613,355	80,930	5.90%	2.80%	10.44%
62031	HEARTLAND	Hutchinson	(620) 669-0177	Don Springer	10	\$325,706	\$272,821	27,346	9.08%	6.14%	9.01%
63090	HUTCHINSON GOVERNMENT EMP.	Hutchinson	(620) 663-2991	Roki Medlam	39	\$22,551	\$17,246	2,583	8.97%	-6.52%	9.11%
67829	HUTCHINSON POSTAL & COMMUNITY	Hutchinson	(620) 662-8050	Rosa White	66	\$3,754	\$2,552	727	-10.07%	-2.38%	23.51%
66299	K C K FIREMEN & POLICE	Kansas City	(913) 321-8792	Harry Lohr	44	\$15,970	\$7,988	1,964	6.52%	1.85%	17.11%
62702	K.U.M.C.	Shawnee	(913) 588-5375	Robert Burton	35	\$27,539	\$5,972	2,665	0.17%	-0.78%	9.91%
66036	KAN COLO	Hoisington	(620) 653-4415	Timothy Mcquade	76	\$768	\$318	122	4.43%	8.80%	17.34%
60295	KANSAS BLUE CROSS BLUE SHIELD	Topeka	(785) 291-8774	Steve Morris	27	\$40,288	\$25,860	3,541	0.11%	5.36%	17.94%
67995	KANSAS TEACHERS COMMUNITY	Pittsburg	(620) 231-5719	Mark Kolarik	15	\$100,428	\$70,659	12,807	3.96%	-2.51%	12.97%
5589	KC FAIRFAX	Kansas City	(913) 647-9490	Prentice Watson	54	\$7,759	\$3,452	2,193	-8.35%	3.82%	12.25%
5257	K-STATE	Manhattan	(785) 776-3003	Larae Kraemer	18	\$86,969	\$61,128	9,200	2.26%	3.45%	11.07%
24858	MAINSTREET	Lenexa	(913) 599-1010	John Beverlin	7	\$467,748	\$300,714	68,463	4.49%	3.48%	9.56%
64084	MAZUMA	Overland Park	(816) 361-4194	D. Christensen	4	\$694,638	\$531,230	70,168	5.13%	8.58%	10.42%
65371	MCPHERSON CO-OP	McPherson	(620) 241-9008	Brenda Kliever	31	\$33,079	\$25,171	3,236	-0.07%	2.97%	9.15%
24914	MERITRUST	Wichita	(316) 683-1199	James Nastars	2	\$1,266,155	\$1,010,177	105,730	1.76%	-4.38%	10.21%
65378	MID AMERICAN	Wichita	(316) 722-3921	Brad Herzet	11	\$315,655	\$284,550	40,151	3.53%	5.89%	9.99%
67812	MID PLAINS	Glasco	(785) 568-2648	Irma Ethridge	71	\$1,474	\$1,223	302	-5.47%	-1.59%	10.04%
60906	MID-KANSAS	Moundridge	(620) 345-2980	Arny Duerksen	25	\$53,350	\$29,178	4,068	-1.34%	19.96%	10.82%
60037	MIDWEST REGIONAL	Kansas City	(913) 334-4200	Thad Jones	22	\$61,351	\$30,960	8,436	4.20%	-3.29%	9.88%
65466	MORTON	South Hutchinson	(620) 665-6792	Christina Gardner	64	\$4,345	\$3,340	880	-1.73%	3.49%	15.19%
63240	MUDDY RIVER	Atchison	(913) 367-2121	Rita Hartman	56	\$6,946	\$3,231	855	-2.14%	-9.59%	14.25%
63118	NORTH EAST KANSAS	Topeka	(785) 368-3832	Jennifer Froman	48	\$10,965	\$9,705	1,264	39.94%	92.01%	8.52%
67988	NORWESCO	Saint Francis	(785) 332-2113	Doug Ross	79	\$84	\$38	108	-14.24%	-42.91%	30.76%
12033	PANHANDLE	Wellington	(620) 326-2285	Danny Crittenden	24	\$56,827	\$22,353	3,640	6.69%	3.33%	16.85%
60039	PEOPLES CHOICE	Coffeyville	(620) 251-9280	Tana Neal	57	\$6,684	\$2,554	745	-3.28%	6.36%	24.47%
67187	QUANTUM	Wichita	(316) 263-5756	Chuck Bullock	19	\$83,562	\$68,077	7,892	4.13%	-2.52%	10.06%
8216	QUINDARO HOMES	Kansas City	(913) 342-3421	Dee Hartner	75	\$796	\$319	217	8.76%	-21.65%	32.84%

CH#	CREDIT UNION	CITY	PHONE	CEO	RANK	ASSETS (\$000)	LOANS (\$000)	MEMBERS	SHARE GROWTH	LOAN GROWTH	NET WORTH RATIO
63169	RELIANCE	Kansas City	(913) 573-9196	Pamela Jorgensen	37	\$24,872	\$13,479	2,791	-0.12%	-15.24%	13.73%
63337	RIVER CITIES COMMUNITY	Atchison	(913) 367-1488	Bev McConaughey	60	\$4,920	\$4,543	998	10.88%	4.63%	9.22%
67799	SALINA INTERPAROCHIAL	Salina	(785) 825-0744	Laurie Slater	42	\$17,859	\$12,840	2,346	2.30%	10.08%	29.28%
67800	SALINA MUNICIPAL	Salina	(785) 825-1053	Kati Miller	70	\$1,677	\$1,179	506	0.14%	-15.11%	13.08%
63300	SKYWARD	Wichita	(316) 517-6578	Kevin Wilmoth	9	\$343,686	\$130,780	16,928	7.72%	5.79%	15.95%
13941	SM	Mission	(913) 831-4555	Lisa Wall	21	\$66,155	\$53,773	2,469	-1.56%	1.75%	18.94%
67759	SOUTHWEST KANSAS COMMUNITY	Dodge City	(620) 225-5625	Katherine Ruthi	65	\$3,982	\$3,503	629	0.90%	1.58%	3.73%
3868	SUNFLOWER	Valley Center	(316) 680-1754	Justin Robinson	77	\$381	\$284	131	-5.78%	-26.67%	14.65%
7610	SUNFLOWER COMMUNITY	Marysville	(785) 562-3741	Janet Fritschi	43	\$17,137	\$13,976	2,926	31.36%	21.61%	8.07%
63042	TOPEKA FIREMEN'S	Topeka	(785) 266-7533	Steve Montour	52	\$8,663	\$5,038	990	-4.64%	-0.07%	30.85%
67785	TOPEKA POLICE	Topeka	(785) 368-9436	Michelle Andrew	55	\$7,186	\$5,937	1,327	9.58%	2.20%	7.93%
67855	TRI-COUNTY	Grinnell	(785) 824-3988	Ilene Beckman	62	\$4,449	\$1,294	553	9.62%	10.90%	16.43%
6779	UAW MO-KAN	Kansas City	(913) 342-0293	Charlsie Jones	59	\$5,601	\$2,060	1,536	0.57%	-19.15%	10.19%
67810	UNITED	Ness City	(785) 798-3223	Sandy Reinert	50	\$9,309	\$3,280	954	2.36%	11.53%	10.52%
6214	UNITED NORTHWEST	Norton	(785) 877-5191	Denise Bailey	26	\$41,490	\$18,578	2,505	5.14%	-8.49%	16.42%
64979	UNIVERSAL	Independence	(620) 331-6320	Laura Keller	74	\$1,004	\$557	274	3.26%	10.67%	36.96%
4427	USPLK EMPLOYEES	Leavenworth	(913) 682-2928	Stacey Watkins	32	\$32,462	\$11,922	2,379	-2.46%	3.27%	13.39%
62840	WAKARUSA VALLEY	Lawrence	(785) 865-1201	Denise Bonner	68	\$2,599	\$1,566	550	-12.19%	-6.52%	10.71%
63211	WHEAT STATE	Wichita	(316) 687-4101	Doug Cheatum	40	\$18,943	\$17,336	3,808	-1.30%	0.06%	8.40%
63189	WHITE EAGLE	Augusta	(316) 775-5747	Rick Blue	14	\$109,249	\$78,470	14,916	1.97%	2.65%	13.74%
3907	WICHITA	Wichita	(316) 941-0600	Ashley Bautista	13	\$132,334	\$106,821	11,333	24.42%	13.73%	14.74%

KENTUCKY CREDIT UNIONS | DATA AS OF 12.31.19

	2015	2016	2017	2018	2019	2019 Growth	5-Year CAGR
<b>Number of Credit Unions</b>	<b>72</b>	<b>69</b>	<b>67</b>	<b>63</b>	<b>63</b>	<b>0.00%</b>	<b>-2.64%</b>
<b>Number of Members</b>	803,677	833,377	853,905	893,074	911,282	<b>2.04%</b>	<b>2.54%</b>
<b>Total Assets (\$000)</b>	\$7,954,765	\$8,503,122	\$8,930,234	\$9,353,129	\$10,085,508	<b>7.83%</b>	<b>4.86%</b>
<b>Total Shares (\$000)</b>	\$6,842,893	\$7,297,770	\$7,589,759	\$7,911,775	\$8,545,149	<b>8.01%</b>	<b>4.54%</b>
<b>Total Loans (\$000)</b>	\$5,138,230	\$5,689,780	\$6,116,556	\$6,621,227	\$7,038,615	<b>6.30%</b>	<b>6.50%</b>
<b>Total Capital (\$000)</b>	\$1,037,158	\$1,094,407	\$1,154,349	\$1,237,536	\$1,341,813	<b>8.43%</b>	<b>5.29%</b>

CH#	CREDIT UNION	CITY	PHONE	CEO	RANK	ASSETS (\$000)	LOANS (\$000)	MEMBERS	SHARE GROWTH	LOAN GROWTH	NET WORTH RATIO
7000	ABOUND	Radcliff	(502) 942-0254	Ray Springsteen	1	\$1,660,163	\$1,234,888	111,278	6.43%	5.76%	15.77%
20438	ARH	Middlesboro	(606) 248-8566	Kim Helton	42	\$14,418	\$11,854	4,530	7.47%	12.40%	25.03%
61792	ASHLAND	Ashland	(606) 329-5489	Larry Lucas	8	\$273,530	\$217,475	35,874	7.77%	10.94%	12.41%
11168	AUDUBON	Owensboro	(270) 685-3487	Beverly Knott	34	\$23,718	\$15,084	2,528	0.49%	-2.11%	9.80%
68617	AUTOTRUCK FINANCIAL	Louisville	(502) 459-8981	James Thompson	14	\$158,458	\$60,106	18,496	17.45%	9.64%	12.41%
60883	BEACON COMMUNITY	Louisville	(502) 366-6022	Penny Haseker	20	\$64,253	\$24,435	11,516	5.68%	14.97%	11.70%
12648	BLUEGRASS COMMUNITY	Ashland	(606) 324-0888	Robert Bradley	49	\$9,436	\$7,484	1,958	3.45%	-4.73%	6.27%
62482	BROWN-FORMAN EMPLOYEES	Louisville	(502) 774-7321	Erin Walter	45	\$11,639	\$8,654	1,494	-3.50%	19.68%	14.83%
62587	C&O UNITED	Florence	(859) 331-3447	Mike Cooper	40	\$17,267	\$4,705	3,262	7.51%	-0.36%	10.95%
18172	CHEMCO	Louisville	(502) 772-5780	Sharon Board	39	\$17,917	\$10,846	2,300	-1.52%	-7.81%	9.59%
9106	CLASSACT	Louisville	(502) 964-7575	Lynn Huether	10	\$227,053	\$124,661	18,938	4.55%	0.95%	10.79%
61437	COMMONWEALTH	Frankfort	(502) 564-7775	Karen Harbin	2	\$1,388,018	\$973,473	107,561	12.43%	8.50%	13.94%
11285	CORNING GLASS WORKS HARRODSBG	Harrodsburg	(859) 734-9656	Amy Hart	57	\$5,075	\$1,429	805	-0.56%	5.22%	19.27%
19879	COVE	Edgewood	(859) 292-9000	Thomas Burns	21	\$61,976	\$42,601	7,279	-0.94%	2.87%	16.62%
7524	C-PLANT	Paducah	(270) 554-0287	Paul Adams	12	\$203,457	\$121,051	16,689	-0.28%	-2.91%	16.02%
20684	DAVISS COUNTY TEACHERS	Owensboro	(270) 684-8954	A. Saalwaechter	24	\$46,850	\$34,579	4,426	8.20%	0.26%	10.65%
23376	DOE RUN	Brandenburg	(270) 422-7745	Tonya Hardesty	48	\$9,886	\$6,157	2,085	0.73%	-2.13%	12.72%
19280	EASTERN KENTUCKY	Prestonsburg	(606) 263-4956	Felicia Woody	55	\$5,813	\$3,987	688	20.43%	3.79%	10.43%
62431	EXPREE	Frankfort	(502) 564-5597	John Graham	18	\$81,243	\$57,985	10,214	10.24%	5.70%	10.16%
4366	F.C.I. ASHLAND	Ashland	(606) 929-4040	Katrina Williams	56	\$5,242	\$4,243	675	7.07%	8.06%	21.78%
18312	GIBBS ALUMINUM	Henderson	(270) 827-7808	Shannon Kavanaugh	53	\$5,831	\$4,033	916	1.83%	10.64%	32.54%
62228	GREATER KENTUCKY	Lexington	(859) 231-9300	Debbie Pyle	17	\$87,783	\$67,497	9,811	3.37%	3.72%	9.53%
12852	GREEN RIVER AREA	Owensboro	(270) 926-0210	Cynthia Shanks	26	\$45,447	\$26,463	5,219	3.46%	1.76%	20.96%
22139	GREENUP COUNTY	Russell	(606) 836-9932	James Cochran	58	\$4,265	\$1,579	631	-15.73%	-17.16%	12.39%
20936	HOPKINS COUNTY TEACHERS	Madisonville	(270) 821-0504	Sarah Johnson	46	\$11,184	\$2,945	1,364	-0.97%	-5.33%	19.79%
19853	JEFFERSON COUNTY	Louisville	(502) 429-4955	Heather Walter	15	\$126,010	\$68,926	10,828	2.53%	4.05%	14.30%
16947	K I T	Louisville	(502) 459-9286	Barbara Leonhardt	41	\$14,571	\$8,973	2,337	7.16%	-6.96%	11.67%
62358	KEMBA LOUISVILLE	Louisville	(502) 459-1411	Donald Diebold	23	\$52,908	\$16,455	5,045	1.82%	-0.49%	20.18%
20891	KRAFTCOR	Hawesville	(270) 927-8293	Shanna Nugent	43	\$14,270	\$9,647	1,653	-0.86%	7.05%	12.79%
22478	KUJ	Lexington	(859) 367-5845	Stephanie Gillis	25	\$45,489	\$17,355	3,432	1.03%	1.02%	13.81%
9260	L & N	Louisville	(502) 368-5858	Chris Brown	3	\$1,365,732	\$989,008	93,496	7.88%	7.84%	11.42%
21853	LABOR MANAGEMENT	Lewisport	(270) 295-3422	Sherry Roberts	32	\$27,926	\$20,816	2,388	4.19%	2.18%	13.41%
20641	LAKE CHEM COMMUNITY	Benton	(270) 527-4389	Connie Evans	19	\$65,317	\$51,692	12,226	6.20%	4.81%	8.78%
62303	LETCHER COUNTY TEACHERS	Whitesburg	(606) 633-2468	Adam Patterson	61	\$1,031	\$528	448	-5.06%	-8.97%	23.40%
62370	LEXINGTON POSTAL COMMUNITY	Lexington	(859) 252-5151	Sharon Stafford	35	\$21,890	\$10,339	2,557	-3.97%	-1.27%	14.18%
62433	LOUISVILLE	Louisville	(502) 458-2681	Mike Hovekamp	31	\$32,277	\$13,875	2,728	-2.33%	-7.41%	19.59%
61123	LOUISVILLE GAS AND ELECTRIC COMPANY	Louisville	(502) 627-3140	Patricia Yates	27	\$40,636	\$19,795	3,188	5.18%	5.70%	14.59%
16820	LOUVAH	Louisville	(502) 287-6282	Nedra Young	59	\$3,469	\$2,552	1,007	0.45%	0.24%	7.63%
62026	MEMBERS CHOICE	Ashland	(606) 329-7876	Cheryl Deborde	11	\$222,302	\$153,171	19,544	5.97%	4.84%	12.29%
68661	MEMBERS HERITAGE	Lexington	(859) 259-3466	Pat Ferry	7	\$387,236	\$271,172	46,825	5.65%	2.35%	13.24%
63058	METRO EMPLOYEES	Lexington	(859) 258-3990	Piper Graham	30	\$33,029	\$20,192	4,604	7.32%	7.98%	12.53%
8940	MODERN EMPLOYEES	Owensboro	(270) 685-1025	Tammy Kirkpatrick	52	\$6,018	\$4,174	809	2.99%	0.96%	22.04%
23070	MOREHEAD COMMUNITY	Morehead	(606) 784-2201	Mike Alcom	28	\$37,144	\$17,757	3,885	8.00%	3.39%	12.46%
20595	MSD	Louisville	(502) 540-6213	Jennifer Head	54	\$5,829	\$3,022	851	3.48%	-3.31%	19.66%
22978	MSU	Murray	(270) 809-6666	Lydia Starks	36	\$19,712	\$13,772	2,180	2.59%	5.69%	7.96%
62490	MUHLBERG COMMUNITY HOSPITAL	Greenville	(270) 338-8276	Lila Lassiter	63	\$685	\$163	444	-1.47%	-16.18%	19.72%
21339	NORTHERN KENTUCKY EDUCATORS'	Highland Heights	(859) 441-3405	Judy Hester	38	\$18,802	\$9,499	4,746	0.36%	1.94%	9.33%
8988	OWENSBORO	Owensboro	(270) 683-1054	Doris Berry	22	\$54,637	\$25,034	5,781	-4.14%	-4.89%	9.51%
11955	PADUCAH TEACHERS	Paducah	(270) 444-5638	Sarah Smith	47	\$11,011	\$10,016	1,173	-0.81%	3.55%	13.21%
68644	PARK COMMUNITY	Louisville	(502) 968-3681	Jim Spradlin	5	\$975,232	\$807,154	86,624	9.54%	8.93%	10.09%
21126	REGIONAL MED. CTR. HOPKINS CO. EMP.	Madisonville	(270) 326-6100	Shelley Pennington	50	\$8,445	\$5,401	1,793	-3.03%	2.57%	10.49%
61693	RURAL COOPERATIVES	Louisville	(800) 798-7228	Larry Bischoff	29	\$35,803	\$14,195	4,262	-0.82%	-9.00%	13.21%
13241	SECURITY PLUS	Russellville	(270) 726-0207	Patricia Thom	62	\$729	\$478	151	-2.50%	-3.23%	43.73%
62484	SERVICE ONE	Bowling Green	(270) 796-8500	Rebecca Stone	13	\$175,969	\$129,901	15,535	14.55%	12.42%	11.72%
9497	SHAWNEE TVA EMPLOYEES	West Paducah	(270) 442-6479	Tammy Wiggins	51	\$6,576	\$3,101	658	-3.29%	4.32%	18.24%
23949	SIGNET	Paducah	(270) 443-5261	Carlene Scillian	9	\$257,835	\$132,370	18,564	1.98%	2.41%	18.71%
10177	TAYCO EMPLOYEES	South Shore	(606) 932-4774	Laiken Stephenson	60	\$2,661	\$683	403	-4.18%	-6.62%	36.70%
10800	THE HEALTH & EDUCATION	Lexington	(859) 231-8262	Pam Henson	16	\$90,344	\$31,851	13,382	4.00%	-3.21%	13.22%

CH#	CREDIT UNION	CITY	PHONE	CEO	RANK	ASSETS (\$000)	LOANS (\$000)	MEMBERS	SHARE GROWTH	LOAN GROWTH	NET WORTH RATIO
68666	TRANSCEND	Louisville	(502) 459-3000	Richard Reese	6	\$445,359	\$296,349	50,032	9.87%	-3.13%	11.96%
24165	UNIVERSITY OF KENTUCKY	Lexington	(859) 264-4200	David Kennedy	4	\$978,294	\$767,004	100,443	13.52%	10.41%	11.06%
10274	W B H EMPLOYEES	Paducah	(270) 575-2776	Pam Holland	44	\$13,686	\$7,003	2,298	-1.96%	1.58%	16.95%
62432	WHITESVILLE COMMUNITY	Whitesville	(270) 233-4447	Kim Greer	33	\$27,095	\$7,717	2,015	4.12%	4.95%	10.28%
16702	YOUR HOMETOWN	Mayfield	(270) 247-6458	Nancy Towery	37	\$19,626	\$9,254	2,410	1.54%	7.72%	10.29%

## STATE TABLE

## LOUISIANA

LOUISIANA CREDIT UNIONS | DATA AS OF 12.31.19

	2015	2016	2017	2018	2019	2019 Growth	5-Year CAGR
<b>Number of Credit Unions</b>	<b>196</b>	<b>192</b>	<b>182</b>	<b>174</b>	<b>171</b>	<b>-1.72%</b>	<b>-2.69%</b>
<b>Number of Members</b>	1,232,726	1,236,680	1,235,035	1,243,408	1,256,300	<b>1.04%</b>	<b>0.38%</b>
<b>Total Assets (\$000)</b>	\$10,351,180	\$10,925,859	\$11,296,645	\$11,724,772	\$12,254,403	<b>4.52%</b>	<b>3.43%</b>
<b>Total Shares (\$000)</b>	\$8,951,663	\$9,434,455	\$9,730,385	\$9,959,402	\$10,515,422	<b>5.58%</b>	<b>3.27%</b>
<b>Total Loans (\$000)</b>	\$6,781,166	\$7,222,674	\$7,765,610	\$8,344,101	\$8,531,632	<b>2.25%</b>	<b>4.70%</b>
<b>Total Capital (\$000)</b>	\$1,217,651	\$1,267,860	\$1,329,867	\$1,396,663	\$1,483,285	<b>6.20%</b>	<b>4.03%</b>

CH#	CREDIT UNION	CITY	PHONE	CEO	RANK	ASSETS (\$000)	LOANS (\$000)	MEMBERS	SHARE GROWTH	LOAN GROWTH	NET WORTH RATIO
14226	3RD DISTRICT HIGHWAY	Lafayette	(337) 262-6145	Cynthia Rushing	80	\$14,876	\$4,420	1,281	2.50%	-2.52%	13.32%
19131	A L E C	Baton Rouge	(225) 293-3450	Robin Plunket	104	\$8,006	\$1,976	916	-9.21%	9.33%	23.13%
23899	A M E CHURCH	Baton Rouge	(504) 715-8981	Eleanor Brumfield	171	\$91	\$41	305	5.31%	-8.90%	8.95%
6898	ACADIAN	Lafayette	(337) 233-6744	Sandra Williams	77	\$16,073	\$10,862	3,271	0.29%	3.16%	8.64%
19249	ACADIANA MEDICAL	Lafayette	(337) 289-2740	Pauline Miller	94	\$11,247	\$6,488	1,734	5.58%	8.50%	20.41%
10353	ACCESS OF LOUISIANA	Sulphur	(337) 533-1808	Michelle Jinks	57	\$33,032	\$23,804	4,664	2.88%	5.62%	13.24%
62438	ALEXANDRIA MUNICIPAL EMPLOYEES	Alexandria	(318) 445-5696	Janet McDaniel	69	\$23,869	\$13,407	2,374	1.73%	4.46%	14.06%
7473	ALEXANDRIAT & P	Alexandria	(318) 442-9687	Jennifer Bardwell	111	\$6,532	\$4,388	817	-12.24%	-4.59%	19.79%
11906	ALLIED PLASTICS	Baton Rouge	(225) 775-1082	Cindy Lee	73	\$22,303	\$11,634	1,682	2.66%	-3.49%	13.51%
3212	ANCA	Shreveport	(318) 698-6000	David Wodke	24	\$111,408	\$97,032	6,857	4.29%	8.56%	17.24%
19985	ARABI SUGAR WORKERS	New Orleans	(504) 522-2525	Alvin Phoenix	149	\$1,567	\$1,433	259	7.30%	8.57%	43.71%
14160	ASBESTOS WORKERS LOCAL 53	Kenner	(504) 468-9654	James Pratt	168	\$348	\$210	287	14.14%	-1.96%	23.82%
62018	ASCENSION	Gonzales	(225) 621-2800	Lloyd Cockerham	35	\$64,911	\$50,402	8,080	4.86%	8.20%	10.78%
11658	AVENUE BAPTIST BROTHERHOOD	Shreveport	(318) 670-8852	Debbie Hicks	163	\$554	\$145	152	1.56%	-3.41%	25.09%
17697	AVOYELLES PARISH SCH. BOARD EMP.	Marksville	(318) 253-8920	Peggy Marcotte	140	\$2,323	\$841	430	-8.95%	2.35%	24.10%
9589	BARKSDALE	Barksdale AFB	(318) 549-8240	Patrick Gullatt	1	\$1,467,907	\$874,583	133,660	9.13%	4.21%	11.03%
12292	BARTON PLANT EMPLOYEES	Boutte	(985) 785-3350	Lindsay Risinger	76	\$18,172	\$9,951	1,994	-1.25%	3.43%	21.94%
6339	BATON ROUGE CITY PARISH EMP.	Baton Rouge	(225) 389-3059	Doris Richardson	39	\$48,418	\$18,742	6,621	-5.52%	-8.97%	18.33%
1257	BATON ROUGE FIRE DEPARTMENT	Baton Rouge	(225) 274-8383	Dawn Heath	37	\$58,304	\$45,741	5,496	9.48%	-2.85%	19.22%
1726	BATON ROUGE TELCO	Baton Rouge	(225) 924-8900	Darryl Long	10	\$338,052	\$277,543	28,542	14.93%	3.03%	10.97%
9931	BAYOU	Baton Rouge	(225) 925-8800	Rhonda Linzy	33	\$69,280	\$46,988	8,535	-3.03%	-3.40%	14.96%
11782	BAYOU COMMUNITY	Saint Gabriel	(225) 642-8663	Melissa Mallet	87	\$13,636	\$10,190	1,430	6.15%	14.89%	9.79%
17861	BEAUREGARD SCHOOL EMPLOYEES	Deridder	(337) 462-0768	Charles Brown	67	\$24,375	\$15,352	2,098	5.89%	7.93%	12.91%
9300	BOSSIER	Bossier City	(318) 742-9640	Jim Perkins	18	\$179,239	\$114,078	27,905	1.95%	7.86%	11.92%
24526	BRECO	Baton Rouge	(225) 273-1529	Joshua Poole	42	\$46,351	\$30,801	5,496	8.07%	-4.21%	10.94%
62441	CABOT EMPLOYEES	Franklin	(337) 836-2219	Patricia Ashley	147	\$1,763	\$816	143	3.76%	9.03%	21.67%
62896	CABOT EMPLOYEES	Ville Platte	(337) 363-8935	Melissa Bellard	164	\$515	\$155	63	-2.05%	-12.89%	13.42%
15589	CADDO PARISH TEACHERS	Shreveport	(318) 631-5640	Eric Monroe	85	\$14,132	\$5,830	3,451	12.20%	-6.80%	22.47%
18962	CALCASIEU PARISH EMPLOYEES	Lake Charles	(337) 439-4644	Joshua Bennett	88	\$13,193	\$10,271	2,737	8.53%	1.63%	18.13%
63142	CALCASIEU TEACHERS AND EMPLOYEES	Lake Charles	(337) 433-4525	Jesse Busby	47	\$37,819	\$16,553	4,918	-0.92%	11.51%	14.40%
79	CAMPUS	Baton Rouge	(225) 769-8841	Jane Verret	4	\$673,111	\$477,439	37,049	4.21%	0.77%	9.27%
9164	CARTER	Springhill	(318) 539-4655	Joe Arnold	7	\$399,909	\$293,055	28,910	12.36%	7.66%	8.55%
15602	CENLA	Alexandria	(318) 445-7388	C. Sansing-James	23	\$112,142	\$53,627	10,831	-2.09%	-7.23%	15.71%
1982	CENTRIC	West Monroe	(318) 340-9656	C. Craighead	16	\$206,364	\$157,848	24,859	14.03%	9.74%	9.38%
63851	C-F LA	Donaldsonville	(225) 473-0331	Dana Mitchell	101	\$9,339	\$4,997	1,208	1.13%	4.63%	13.55%
62258	COAST GUARD EMPLOYEES	New Orleans	(504) 671-2287	James Pulse	121	\$5,032	\$1,439	623	-2.31%	2.76%	19.76%
65780	COGIC	Lafayette	(337) 504-3502	Paula Duncan	169	\$346	\$144	362	14.62%	116.52%	6.15%
17396	CONCORDIA PARISH SCHOOL EMP.	Ferriday	(318) 757-6171	James Lee	139	\$2,903	\$2,484	1,430	-19.52%	-10.50%	11.06%
5086	CSE	Lake Charles	(800) 625-5747	Clark Yelverton	11	\$336,180	\$272,717	32,046	6.36%	8.02%	13.06%
10640	CUSA	Covington	(985) 809-0521	Jeana Rodivich	58	\$32,346	\$26,400	2,951	1.30%	-1.95%	12.11%
8967	DAVISON EMPLOYEES	Sulphur	(337) 583-3575	Cherie Chretien	138	\$2,910	\$2,200	567	-1.17%	0.75%	26.36%
62808	DEPARTMENT OF CORRECTIONS	Baton Rouge	(225) 342-6618	Ellen Dunn	30	\$83,979	\$56,754	13,152	2.74%	0.87%	20.50%
14249	DISTRICT 05 DOTD	Monroe	(318) 342-0146	Kyla Colbath	107	\$7,175	\$3,757	1,310	0.45%	4.75%	19.60%
14651	DISTRICT 08	Alexandria	(318) 484-9817	Jeanna Salas	108	\$7,099	\$4,760	1,542	-4.61%	8.56%	10.55%
15211	DISTRICT 58	Chase	(318) 412-3146	Kristie Emfinger	119	\$5,472	\$4,053	591	3.29%	-1.35%	14.74%
14375	DISTRICT 62 HIGHWAY	Hammond	(985) 375-0146	Veronica Perrin	117	\$5,703	\$2,866	790	2.01%	-3.90%	15.67%
24661	EAGLE LOUISIANA	Baton Rouge	(225) 927-1900	Ginger Manint	25	\$110,710	\$85,969	12,815	-0.26%	-5.46%	11.40%
7253	EAST BATON ROUGE TEACHERS	Baton Rouge	(225) 355-8896	Evangelina Spurlock	130	\$3,931	\$2,006	2,077	1.98%	-5.14%	16.82%
13	EFCU FINANCIAL	Baton Rouge	(225) 214-6800	Tyler Grodi	5	\$540,754	\$438,517	46,061	24.29%	14.67%	9.07%
10393	ELECTRICAL WORKERS LOCAL 130	Metairie	(504) 831-1307	Tina Venturella	125	\$4,642	\$2,246	1,266	-2.56%	-6.34%	9.56%
22005	ENGAGE	Natchitoches	(318) 238-7762	Kathy Deloney	90	\$12,670	\$9,797	1,867	48.93%	28.64%	17.25%
20972	ESSENTIAL	Plaquemine	(225) 353-8238	Richard Williams	12	\$313,238	\$230,178	38,598	-3.18%	-12.28%	8.85%
62929	FEDERAL EMPLOYEES	Monroe	(318) 387-3215	Sharon Hester	75	\$18,959	\$11,837	1,374	3.18%	-4.65%	32.18%
13687	FELICIANA	Zachary	(225) 654-4021	Gigi Robertson	66	\$24,674	\$15,713	2,030	-3.41%	-2.62%	20.74%
9512	FIRESTONE LAKE CHARLES	Sulphur	(337) 625-7020	Yvonne Blevins	96	\$10,190	\$4,466	1,366	-6.78%	6.78%	13.73%
5	FIRST CASTLE	Covington	(985) 867-8867	Kirk Arnold	34	\$68,307	\$55,040	5,928	-3.27%	-7.57%	7.56%
24783	FIRST PIONEERS	Lafayette	(337) 233-8833	Lawoka Bolden	45	\$42,998	\$33,065	6,187	12.33%	18.64%	15.40%
20417	FIRST STREET	Deridder	(337) 463-7529	Susan Nugent	44	\$44,358	\$22,285	2,980	7.11%	6.84%	14.65%



CH#	CREDIT UNION	CITY	PHONE	CEO	RANK	ASSETS (\$000)	LOANS (\$000)	MEMBERS	SHARE GROWTH	LOAN GROWTH	NET WORTH RATIO
3069	SACRED HEART	Metairie	(504) 836-6122	Gerard Chutz	153	\$933	\$110	218	-7.14%	-39.76%	28.94%
18749	SECTION 705	Lafayette	(337) 232-8450	Melanie Riedl	52	\$33,665	\$25,722	3,638	6.51%	0.86%	10.17%
2056	SEWERAGE & WATER BOARD EMP.	New Orleans	(504) 585-2014	Mindy Taylor	110	\$6,910	\$3,517	1,704	3.84%	-2.23%	9.60%
6048	SHREVEPORT POLICE	Shreveport	(318) 603-1966	Lisa Huddleston	112	\$6,318	\$4,747	1,035	2.70%	-3.45%	14.07%
14421	SOUTH LOUISIANA HIGHWAY	Bridge City	(504) 437-3146	Fred Stentz	115	\$5,838	\$1,996	781	-7.57%	3.38%	28.85%
5839	SOUTHEAST LOUISIANA VETERANS HEALTH	New Orleans	(504) 507-5009	Deborah Nabauns	145	\$1,910	\$1,322	955	14.16%	-16.82%	14.70%
2068	SOUTHERN TEACHERS & PARENTS	Baton Rouge	(225) 775-8597	Jama Haynes	63	\$28,223	\$12,408	4,421	-4.72%	-14.80%	7.57%
62756	SOUTHWEST LOUISIANA	Lake Charles	(337) 477-9190	Chad Miller	27	\$106,029	\$79,911	18,921	6.21%	9.50%	15.18%
11203	SPELC	Lake Charles	(337) 436-2257	Laura Melancon	95	\$10,555	\$6,942	1,892	3.07%	-2.95%	8.90%
12944	ST. BERNARD SCHOOL BOARD EMP.	Chalmette	(504) 301-9000	Beth Bonnetcarre	81	\$14,622	\$6,912	3,121	-2.34%	10.60%	29.57%
22417	ST. MARY PARISH SCHOOL EMPLOYEES	Franklin	(337) 828-0182	Marva Morris	167	\$424	\$171	293	-3.64%	2.38%	21.02%
11942	ST. TAMMANY	Slidell	(985) 643-1237	Glenda Rushe	62	\$28,237	\$23,235	6,119	22.46%	22.33%	11.73%
8006	STATE AGENCIES	Shreveport	(318) 676-5113	William Tuttle	97	\$9,938	\$4,049	907	-1.04%	-6.70%	26.67%
15089	STSP	Lacombe	(985) 626-1981	Ronald Randolph	159	\$713	\$437	348	-3.68%	-2.02%	10.50%
60475	TANGIPARHOA PARISH TEACHERS	Amite	(985) 748-5132	Dixie Perez	60	\$29,506	\$10,404	3,239	-0.23%	-0.60%	34.54%
18462	TEA	Houma	(985) 876-6269	Marilyn Staidum	142	\$2,120	\$1,341	821	-6.05%	-0.31%	9.57%
20550	TEAMSTERS LOCAL UNION #270	New Orleans	(504) 945-3152	Muriel Harris	157	\$752	\$184	511	-4.34%	-22.89%	15.07%
62754	TERMINAL	Metairie	(504) 885-8267	Lynette Demers	79	\$15,182	\$5,811	868	-11.53%	-5.05%	22.03%
11671	TES REGIONAL HEALTHCARE	Shreveport	(318) 681-4335	Cindy Morris	72	\$22,712	\$6,640	1,950	-0.70%	9.35%	16.73%
62927	TEXACO OF HOUMA	Houma	(985) 868-9644	Marie Authement	133	\$3,698	\$3,257	1,805	-3.48%	3.41%	15.08%
6	THE NEW ORLEANS FIREMEN'S	Metairie	(504) 889-9090	Judy Delucca	19	\$175,010	\$138,078	25,680	6.30%	-1.62%	8.14%
22369	TOTAL CHOICE	Hahnville	(985) 783-2130	Mary Vedros	38	\$51,868	\$35,192	7,052	-0.25%	0.43%	9.28%
22581	TOTAL COMMUNITY ACTION	New Orleans	(504) 872-0351	Regina Martin	152	\$936	\$620	586	-8.56%	16.88%	12.04%
23540	TULANE/LOYOLA	New Orleans	(504) 988-7420	Eva Kirkman	84	\$14,189	\$9,806	3,470	-8.65%	7.63%	9.71%
22219	UBC S. CNCL. OF IND. WORKERS	Minden	(318) 377-5802	Jackie Patterson	160	\$711	\$496	388	-1.67%	-5.93%	40.67%
7201	UNION	Farmerville	(318) 368-8175	Sonja Page	161	\$678	\$298	655	-18.55%	-24.28%	37.69%
12570	UNIVERSITY OF LOUISIANA	Lafayette	(337) 482-6956	Monica Declouet	40	\$48,118	\$29,660	6,902	3.68%	16.88%	9.32%
20842	UNO	New Orleans	(504) 280-6496	Christopher Maurer	65	\$28,118	\$15,625	4,447	4.47%	-6.54%	12.75%
6116	VALEX	Tioga	(318) 443-1200	Chris Chelette	64	\$28,125	\$16,059	2,824	3.94%	-0.29%	9.84%
61540	VERMILION SCHOOL EMPLOYEES	Abbeville	(337) 898-1388	Chasity Landry	86	\$13,962	\$5,050	2,053	-4.42%	19.42%	12.27%
16256	WASHINGTON EDUCATIONAL ASSOC.	Franklinton	(985) 795-1108	Cynthia August	151	\$951	\$441	386	3.84%	-10.17%	13.34%
12735	WBRT	Port Allen	(225) 344-0318	Angella Johnson	141	\$2,322	\$1,675	1,058	2.28%	0.03%	25.36%
11928	WEBSTER UNITED	Minden	(318) 377-6906	Shelley Melody	132	\$3,714	\$1,950	1,271	-4.79%	-24.08%	8.94%
20749	WESLA	Shreveport	(318) 687-8700	Teri Morrow	32	\$78,856	\$30,339	7,911	-0.94%	2.59%	15.91%
23607	WEST JEFFERSON	Marrero	(504) 349-1350	Charline Camus	114	\$5,939	\$3,502	1,632	3.21%	2.73%	7.27%
22527	WEST MONROE	West Monroe	(318) 387-2896	Erik Pearson	126	\$4,578	\$2,885	498	-7.68%	-7.50%	12.47%
62817	WHITE GOLD	Raceland	(985) 537-6763	Charlotte Foret	166	\$436	\$367	159	-9.64%	37.70%	28.46%
8921	WILLIS KNIGHTON	Shreveport	(318) 621-0605	Courtney Barrett	56	\$33,062	\$21,676	7,893	6.04%	-9.79%	15.92%
12330	WYMAR	Geismar	(225) 673-7191	Ronnie Stephens	22	\$116,872	\$81,861	4,623	9.07%	6.59%	14.93%
12748	XAVIER UNIVERSITY	New Orleans	(504) 520-7640	Joyce Sandifer	148	\$1,696	\$503	397	-0.91%	43.62%	18.11%
23017	XPLORE	Metairie	(504) 455-7764	Rafael Rondon	20	\$135,160	\$99,945	8,286	0.51%	9.87%	10.65%
871	ZELCO	Bogalusa	(985) 732-7522	Carol Nobles	36	\$62,210	\$35,373	8,721	5.36%	-2.70%	34.61%

MAINE CREDIT UNIONS | DATA AS OF 12.31.19

	2015	2016	2017	2018	2019	2019 Growth	5-Year CAGR
<b>Number of Credit Unions</b>	<b>60</b>	<b>58</b>	<b>56</b>	<b>55</b>	<b>55</b>	<b>0.00%</b>	<b>-1.73%</b>
<b>Number of Members</b>	667,427	685,926	686,267	702,309	716,840	<b>2.07%</b>	<b>1.44%</b>
<b>Total Assets (\$000)</b>	\$6,843,549	\$7,289,871	\$7,554,938	\$7,966,950	\$8,528,486	<b>7.05%</b>	<b>4.50%</b>
<b>Total Shares (\$000)</b>	\$5,828,296	\$6,222,231	\$6,408,599	\$6,765,304	\$7,320,925	<b>8.21%</b>	<b>4.67%</b>
<b>Total Loans (\$000)</b>	\$4,778,279	\$5,234,822	\$5,590,199	\$6,048,102	\$6,297,324	<b>4.12%</b>	<b>5.68%</b>
<b>Total Capital (\$000)</b>	\$743,542	\$785,469	\$832,662	\$892,174	\$961,809	<b>7.81%</b>	<b>5.28%</b>

CH#	CREDIT UNION	CITY	PHONE	CEO	RANK	ASSETS (\$000)	LOANS (\$000)	MEMBERS	SHARE GROWTH	LOAN GROWTH	NET WORTH RATIO
15619	ACADIA	Fort Kent	(207) 834-6167	David Desjardins	13	\$223,405	\$171,268	15,550	6.55%	10.85%	14.09%
4281	ATLANTIC	Brunswick	(207) 725-8728	Scott Chretien	1	\$748,759	\$569,339	47,158	106.32%	73.48%	11.15%
10939	BANGOR	Bangor	(207) 947-0374	Basil Closson	22	\$166,930	\$124,223	14,066	9.86%	10.80%	9.35%
24249	BLUE CROSS AND BLUE SHIELD OF ME	South Portland	(207) 822-7483	Susan Thurlow	53	\$5,608	\$3,222	749	-19.19%	-4.63%	21.64%
13682	BREWER	Brewer	(207) 989-7240	Dave Defroschia	39	\$64,586	\$50,163	7,877	11.08%	5.47%	11.17%
9919	CAPITAL AREA	Augusta	(207) 622-3442	Diana Winkley	47	\$42,479	\$36,078	3,869	9.86%	6.42%	15.62%
9327	CASCO	Gorham	(207) 839-5588	James Stone	36	\$70,672	\$56,901	8,646	7.05%	-2.37%	9.98%
6936	CENTRAL MAINE	Lewiston	(207) 783-1475	Vicki Stuart	29	\$104,636	\$47,176	6,774	7.16%	-0.68%	12.22%
17472	CHANGING SEASONS	Hampden	(207) 945-6264	Rob Picard	50	\$23,559	\$17,557	2,019	0.25%	-7.92%	8.89%
60646	COAST LINE	South Portland	(207) 799-7245	Matthew Griffiths	40	\$64,404	\$34,841	3,578	6.64%	-3.15%	16.74%
63447	COMMUNITY	Lewiston	(207) 783-2096	Jennifer Hogan	41	\$63,427	\$46,386	10,461	8.53%	1.84%	10.00%
62976	CONNECTED	Augusta	(207) 427-3333	Joseph Moses	45	\$45,584	\$26,604	3,870	6.35%	5.83%	10.29%
63828	CPORT	Portland	(207) 878-6200	Gene Ardito	12	\$246,436	\$173,912	25,760	13.50%	9.29%	9.51%
9500	CUMBERLAND COUNTY	Falmouth	(207) 878-3441	Scott Harriman	8	\$288,165	\$170,537	20,802	11.37%	7.32%	10.44%
11144	DIRIGO	Lewiston	(207) 784-5435	Mark Samson	10	\$260,617	\$196,446	22,371	8.55%	8.10%	12.67%
68563	DOWN EAST	Baileysville	(207) 427-3333	Joseph Moses	16	\$203,200	\$176,775	22,132	3.49%	1.93%	8.42%
9518	EASTMILL	East Millinocket	(207) 746-3428	Daniel Byron	42	\$61,635	\$19,082	4,052	-0.70%	-0.28%	20.67%
68038	EVERGREEN	Portland	(207) 221-5000	Jason Lindstrom	7	\$315,803	\$238,794	24,272	7.97%	8.72%	9.10%
67993	FIVE COUNTY	Bath	(207) 443-3528	Julie Marquis	9	\$261,431	\$197,775	28,338	7.47%	7.72%	9.44%
15159	FRANKLIN-SOMERSET	Madison	(207) 474-3331	Beverly Knapp	30	\$94,439	\$63,495	10,938	2.89%	0.96%	13.22%
8367	GARDINER	Gardiner	(207) 582-2676	Vicki Larrabee	43	\$52,524	\$37,346	5,037	3.87%	4.73%	14.64%
10221	GREAT FALLS REGIONAL	Lewiston	(207) 782-7192	Nancy Bard	48	\$27,775	\$8,233	3,953	4.85%	-3.62%	18.07%
24173	INFINITY	Portland	(207) 854-6000	Liz Hayes	5	\$351,878	\$247,664	18,365	2.64%	0.99%	9.29%
9348	KATAHDIN	Millinocket	(207) 723-9718	Tina Jamo	34	\$76,369	\$60,856	7,968	1.23%	2.30%	14.44%
9943	KSW	Waterville	(207) 872-5039	Deseree Gilman	38	\$68,096	\$60,348	9,888	15.60%	-1.64%	10.75%
15328	KV	Augusta	(207) 623-5171	Christine Devine	32	\$89,691	\$50,766	10,702	7.75%	5.12%	10.78%
5144	LEWISTON MUNICIPAL	Lewiston	(207) 783-3991	Amanda Piper	49	\$25,574	\$17,969	1,845	12.48%	22.26%	11.84%
17362	LINCOLN MAINE	Lincoln	(207) 794-8623	Cris Kinney	35	\$70,717	\$56,519	5,721	6.99%	8.49%	12.43%
13190	LISBON COMMUNITY	Lisbon	(207) 353-4144	George Roy	28	\$118,247	\$78,738	9,618	7.17%	9.33%	11.62%
2644	MAINE FAMILY	Lewiston	(207) 783-2071	Rachel Caron	20	\$176,635	\$87,398	21,788	7.63%	2.81%	9.95%
24915	MAINE HARVEST	Unity	(207) 707-8200	Scott Budde	55	\$2,068	\$0	20	N/A	N/A	99.03%
17398	MAINE HIGHLANDS	Dexter	(207) 924-5544	Rhonda Taylor	25	\$130,268	\$109,566	12,641	2.82%	6.69%	9.57%
640	MAINE MEDIA	Portland	(207) 774-4307	Jennifer Hartel	54	\$4,852	\$3,731	1,000	7.46%	-3.75%	20.70%
14565	MAINE SAVINGS	Hampden	(207) 862-6500	John Reed	3	\$452,482	\$364,276	29,864	11.14%	4.58%	8.75%
17436	MAINE SOLUTIONS	South Portland	(207) 775-8371	Diana Garcia	52	\$14,222	\$9,956	1,310	-0.56%	-0.31%	13.18%
63377	MAINE STATE	Augusta	(207) 623-1851	Tucker Cole	2	\$453,958	\$324,727	30,222	11.51%	4.29%	13.99%
10898	MIDCOAST	Freeport	(207) 865-4443	Joe Gervais	18	\$190,901	\$147,856	15,976	6.60%	8.94%	12.26%
9035	MONMOUTH	Monmouth	(207) 933-2667	Catherina Blais	51	\$18,556	\$9,791	2,373	4.63%	-2.56%	8.17%
11253	NEW DIMENSIONS	Waterville	(207) 872-2771	Ryan Poulin	21	\$168,468	\$145,448	16,236	1.35%	7.32%	7.91%
4261	NORSTATE	Madawaska	(207) 728-7555	Susan Whitehead	17	\$197,992	\$163,662	14,385	5.21%	4.30%	13.84%
9349	OTIS	Jay	(207) 897-0900	Kim Turner	19	\$183,935	\$76,791	11,059	6.18%	3.18%	16.96%
2645	OXFORD	Mexico	(207) 369-9976	Matt Kaubris	14	\$211,820	\$158,908	17,650	11.90%	6.55%	15.22%
18507	PENOBSCOT COUNTY	Old Town	(207) 827-3165	Steven Baillargeon	33	\$78,420	\$56,628	10,682	12.69%	-5.08%	9.41%
68442	PEOPLESCHOICE	Biddeford	(207) 282-4156	Luke Labbe	15	\$211,780	\$169,795	18,837	6.85%	3.06%	8.91%
64062	SABATTUS REGIONAL	Sabattus	(207) 375-6538	Tiffany Stewart	44	\$50,693	\$31,560	4,540	13.59%	1.31%	11.22%
68324	SACO VALLEY	Saco	(207) 282-6169	Kevin Partridge	26	\$128,364	\$99,688	8,619	8.86%	14.34%	10.99%
4118	SEABOARD	Bucksport	(207) 469-6341	Kyle Casburn	24	\$130,436	\$94,858	12,103	4.14%	2.59%	10.80%
8936	SEBASTICOOK VALLEY	Pittsfield	(207) 487-5576	James Lemieux	27	\$123,896	\$109,916	11,816	14.31%	12.99%	9.76%
10794	THE COUNTY	Presque Isle	(207) 554-4700	Ryan Ellsworth	11	\$254,345	\$201,026	19,164	7.65%	0.98%	12.25%
8486	TOWN & COUNTRY	South Portland	(207) 773-5656	David Libby	4	\$421,547	\$360,349	39,791	15.02%	5.19%	7.75%
1133	TRADEMARK	Augusta	(207) 623-1134	Joann Bisson	31	\$91,838	\$59,261	8,024	4.19%	4.96%	12.70%
10100	TRUCHOICE	Portland	(207) 772-0808	Ken Acker	23	\$151,286	\$134,022	12,079	10.24%	6.54%	11.01%
63133	UNIVERSITY	Orono	(207) 889-8600	Renee Ouellette	6	\$330,643	\$263,070	28,271	4.12%	8.51%	9.28%
12396	WINSLOW COMMUNITY	Winslow	(207) 872-2636	Cathy Bond	46	\$43,870	\$29,694	4,710	10.29%	-7.66%	10.09%
2301	WINTHROP AREA	Winthrop	(207) 377-2124	Jeff Seguin	37	\$68,563	\$46,332	7,301	2.90%	3.39%	11.21%



STATE TABLE

MARYLAND

MARYLAND CREDIT UNIONS | DATA AS OF 12.31.19

	2015	2016	2017	2018	2019	2019 Growth	5-Year CAGR
<b>Number of Credit Unions</b>	<b>93</b>	<b>92</b>	<b>86</b>	<b>85</b>	<b>81</b>	<b>-4.71%</b>	<b>-2.73%</b>
<b>Number of Members</b>	1,836,727	1,895,305	1,920,598	1,967,300	2,013,011	<b>2.32%</b>	<b>1.85%</b>
<b>Total Assets (\$000)</b>	\$21,610,138	\$23,247,061	\$23,910,460	\$25,278,430	\$27,133,164	<b>7.34%</b>	<b>4.66%</b>
<b>Total Shares (\$000)</b>	\$18,620,148	\$20,010,071	\$20,634,468	\$21,846,749	\$23,270,023	<b>6.51%</b>	<b>4.56%</b>
<b>Total Loans (\$000)</b>	\$13,395,034	\$15,305,144	\$16,786,587	\$18,401,212	\$19,664,053	<b>6.86%</b>	<b>7.98%</b>
<b>Total Capital (\$000)</b>	\$2,472,568	\$2,579,057	\$2,709,625	\$2,892,211	\$3,138,301	<b>8.51%</b>	<b>4.88%</b>

CH#	CREDIT UNION	CITY	PHONE	CEO	RANK	ASSETS (\$000)	LOANS (\$000)	MEMBERS	SHARE GROWTH	LOAN GROWTH	NET WORTH RATIO
6679	ACT 1ST	Lavale	(301) 729-8015	Christie Clark	34	\$133,507	\$103,317	12,488	16.50%	8.96%	8.98%
9183	AL GAR	Cumberland	(301) 722-5446	Amanda Brafford	48	\$32,046	\$17,177	2,984	4.02%	0.53%	16.96%
5661	AMERICAN HAMMERED	Baltimore	(410) 547-7681	Anne McFarlan	71	\$4,215	\$1,395	642	-16.86%	-10.39%	15.44%
5754	ANDREWS	Suitland	(301) 702-5500	Jim Hayes	4	\$2,060,114	\$1,757,621	133,244	19.60%	18.95%	9.35%
2540	APG	Aberdeen	(410) 272-4000	Don Lewis	5	\$1,482,067	\$1,269,290	137,963	8.80%	7.71%	9.86%
9475	APL	Laurel	(240) 228-5250	David Woodruff	13	\$480,903	\$326,456	24,623	-2.28%	16.99%	12.21%
6652	ATLANTIC FINANCIAL	Hunt Valley	(410) 584-7474	Matt Piazza	37	\$93,898	\$64,944	10,113	1.67%	1.91%	11.49%
15394	BALTIMORE COUNTY EMPLOYEES	Towson	(410) 828-4730	Robert Hagar	17	\$402,365	\$208,703	29,297	6.35%	1.46%	9.23%
20719	BALTIMORE WASHINGTON	Glen Burnie	(410) 787-4645	Pamela Robinson	67	\$8,818	\$6,116	1,715	-13.79%	-9.53%	7.65%
9893	BEE	Salisbury	(410) 548-9351	Edwin Bruce Ford	68	\$6,727	\$1,529	982	-3.34%	-15.62%	26.54%
18868	BULLDOG	Hagerstown	(301) 797-6318	David Barrett	29	\$164,021	\$88,368	22,128	4.97%	17.94%	9.24%
20543	CAPITAL AREA REALTORS	Rockville	(240) 314-0734	Tony Launi	63	\$13,655	\$9,491	1,171	30.55%	7.97%	8.31%
22652	CAPITAL AREA TAIWANESE	Boyd's	(301) 916-1008	Ming-Shyong Wu	65	\$12,684	\$10,237	534	-2.16%	-9.25%	10.12%
8549	CECIL COUNTY SCHOOL EMPLOYEES	Elkton	(410) 398-6921	Kimberly Wyre	52	\$29,423	\$14,260	6,371	0.14%	1.50%	8.00%
5234	CEDAR POINT	Lexington Park	(301) 863-7071	Charlie Roach	12	\$553,383	\$235,501	43,993	9.07%	3.54%	9.77%
5641	CENSUS	Suitland	(301) 763-0287	Pamela Hout	42	\$55,000	\$17,095	3,137	1.48%	23.36%	18.47%
66340	CENTRAL CREDIT UNION OF MARYLAND	Baltimore	(410) 828-4500	Lisa Jester	46	\$38,496	\$16,179	5,770	-3.72%	1.71%	11.77%
5636	CHESSIE	Cumberland	(301) 777-1781	Richard Daugherty	23	\$278,244	\$211,695	28,550	9.22%	8.20%	9.09%
20656	CHOPTANK ELECTRIC COOP. EMP.	Denton	(410) 479-8667	Paula Bishop	74	\$2,881	\$1,067	308	-5.21%	-21.96%	22.70%
21167	DELMARVA POWER SOUTHERN DIVISION	Salisbury	(410) 860-6290	Theresa Trader	60	\$16,726	\$3,859	1,368	-3.70%	2.18%	20.29%
66333	DESTINATIONS	Baltimore	(410) 663-2500	Brian Vittek	41	\$58,724	\$32,867	7,394	-1.98%	7.34%	15.00%
9585	DOR WIC	Salisbury	(410) 543-0466	Wendy Bailey	66	\$9,793	\$3,919	1,279	2.95%	7.54%	19.82%
10696	EDUCATIONAL SYSTEMS	Greenbelt	(301) 779-8500	Chris Conway	7	\$1,069,481	\$681,165	86,145	4.74%	14.07%	9.34%
14381	F.I.A.F.E.	Baltimore	(410) 859-7276	Ronald Puntanen	69	\$6,336	\$1,498	415	-14.58%	-23.25%	32.76%
150	FEDCHOICE	Lanham	(301) 699-6100	David Bunch	19	\$357,133	\$211,100	24,695	-6.17%	1.30%	9.99%
216	FEDFINANCIAL	Silver Spring	(301) 881-5626	Jonathan Rhodes	39	\$79,217	\$19,762	4,424	-0.91%	1.75%	8.11%
10381	FERKO MD	Frederick	(301) 662-7266	Jeffrey Perrell	49	\$31,212	\$13,423	3,845	-6.36%	15.12%	11.97%
10958	FIRST EAGLE	Owings Mills	(443) 548-8008	Lois Profili	38	\$87,649	\$57,133	8,739	-2.83%	-3.24%	10.95%
8554	FIRST FINANCIAL OF MARYLAND	Lutherville	(410) 321-6060	Eric Church	8	\$1,036,402	\$530,444	66,422	1.87%	13.90%	20.90%
13345	FIRST PEOPLES COMMUNITY	Cumberland	(301) 784-3000	Stacey Bingaman	15	\$448,076	\$387,629	31,922	13.25%	4.93%	12.67%
19668	FIVE STAR	Baltimore	(443) 844-3242	James Whip	43	\$50,351	\$29,189	6,776	-5.37%	-4.76%	11.27%
8550	FREEDOM OF MARYLAND	Bel Air	(410) 676-5700	M. MacPherson	21	\$319,242	\$259,245	31,608	4.13%	-2.05%	9.36%
6912	GEICO	Chevy Chase	(800) 542-7896	James Lee	32	\$136,645	\$63,112	21,887	4.92%	4.20%	9.50%
2490	GREENBELT	Greenbelt	(301) 474-5900	David Muse	47	\$32,256	\$9,755	2,821	-2.73%	2.58%	10.43%
68639	HAR-CO	Bel Air	(410) 838-9090	Gilbert Kennedy	26	\$189,256	\$135,798	14,741	0.59%	9.55%	9.98%
19514	HEMA	Silver Spring	(301) 588-1861	Tom Mather	61	\$15,569	\$5,410	2,125	-0.38%	0.92%	10.26%
8642	HOWARD COUNTY EDUCATION	Elicott City	(410) 461-4972	Janet Oursler	57	\$21,976	\$15,545	4,093	5.03%	-8.12%	10.08%
10323	I B E W 26	Lanham	(301) 306-0610	Doreen Cleland	53	\$28,909	\$12,344	3,197	3.84%	3.08%	7.28%
20623	JOHNS HOPKINS	Baltimore	(410) 534-4500	Mike Mesta	14	\$470,749	\$283,034	43,177	3.33%	6.75%	12.81%
9965	KEL-CO	Cumberland	(301) 777-8100	Kevin Logan	44	\$47,763	\$20,680	4,248	-2.29%	-1.96%	15.96%
22700	KOREAN CATHOLIC	Olney	(301) 774-8191	Jennifer Seo	77	\$2,095	\$1,022	329	9.87%	2.37%	14.57%
619	LAFAYETTE	Rockville	(301) 929-7990	John Farmakides	10	\$681,421	\$561,676	22,004	14.40%	14.14%	8.37%
6039	LM	Baltimore	(410) 687-5240	Mark Bold	45	\$41,038	\$27,277	3,649	6.78%	-4.89%	9.10%
14815	LOCAL 355 MD	Baltimore	(410) 566-5700	Rose Queen	70	\$4,767	\$1,137	1,727	-0.49%	18.80%	24.23%
9003	MARKET USA	Laurel	(301) 586-3400	Laura Hassan	35	\$114,157	\$83,048	18,459	-7.79%	-1.20%	20.55%
8680	MARRIOTT EMPLOYEES	Bethesda	(301) 634-5100	Glenn Newton	28	\$182,898	\$93,374	30,762	-3.08%	2.34%	11.68%
8001	MARYLAND POSTAL	Gaithersburg	(301) 519-9780	Mike Flanigan	72	\$3,836	\$2,005	823	69.69%	35.73%	15.74%
12440	MASTERS, MATES & PILOTS (MM&P)	Linthicum	(410) 691-8136	Kathy Klisavage	76	\$2,139	\$1,265	544	5.59%	15.73%	8.53%
15805	MBFT	Thurmont	(301) 271-5722	Wanda Peomroy	79	\$484	\$179	141	-6.41%	-7.67%	37.98%
24855	MEMBERS FIRST OF MARYLAND	Baltimore	(410) 633-8850	Byron Lassiter	55	\$25,933	\$15,155	3,328	-1.64%	-10.27%	9.47%
18716	MID-ATLANTIC	Germantown	(301) 944-1800	William Brooks	20	\$327,286	\$233,718	24,893	5.45%	-0.06%	7.30%
18948	MNCPPC	College Park	(301) 277-8633	Becky Scott	64	\$13,225	\$7,227	1,890	-0.56%	1.66%	14.32%
7264	MONEY ONE	Largo	(301) 925-4600	Beverly Zook	33	\$134,271	\$109,051	12,235	-1.45%	-3.21%	10.54%
24246	MT. JEZREEL	Silver Spring	(301) 445-1183	Amanda Glover	81	\$230	\$5	451	-11.75%	-78.25%	9.39%
66787	MUNICIPAL EMP. CU OF BALTIMORE	Baltimore	(410) 752-8313	John Hamilton	6	\$1,197,660	\$740,706	109,430	2.25%	-0.38%	12.21%
6328	NASA	Upper Marlboro	(301) 249-1800	Doug Allman	3	\$3,110,206	\$2,299,425	181,256	14.91%	18.62%	10.04%
3601	NATIONAL INSTITUTES OF HEALTH	Rockville	(301) 718-0208	Rick Wieczorek	11	\$669,339	\$445,561	41,848	6.18%	2.69%	9.05%
24657	NONE SUFFER LACK	Suitland	(301) 899-0300	Toni Hopkins	56	\$21,994	\$2,736	2,550	3.83%	-15.57%	15.45%

CH#	CREDIT UNION	CITY	PHONE	CEO	RANK	ASSETS (\$000)	LOANS (\$000)	MEMBERS	SHARE GROWTH	LOAN GROWTH	NET WORTH RATIO
12751	NOTRE DAME 2901	Perry Hall	(410) 325-5095	Richard Nieberlein	78	\$1,873	\$107	195	-0.43%	-15.75%	11.52%
16408	NYMEO	Frederick	(855) 436-4100	Vicki Johnston	22	\$281,558	\$178,445	22,883	4.16%	10.93%	11.18%
23125	PENINSULA GEN. HOSP. & MED. CTR. EMP.	Salisbury	(410) 543-7230	Doris Dennis	73	\$3,285	\$1,131	1,555	5.91%	-18.85%	22.12%
66585	POINT BREEZE	Hunt Valley	(410) 584-7228	Bernard McLaughlin	9	\$773,854	\$488,048	59,144	-0.21%	9.81%	14.90%
16401	POLICE	Upper Marlboro	(301) 817-1200	Norman Mann	31	\$148,064	\$106,913	12,172	2.36%	7.59%	14.83%
95742	POST OFFICE CREDIT UNION OF MARYLAND	Baltimore	(410) 727-5469	Joseph Amellio	51	\$30,941	\$6,468	2,969	-0.57%	15.85%	28.01%
9445	POTOMAC	Cumberland	(301) 722-5522	Mike Wright	50	\$31,047	\$22,500	4,169	29.15%	14.30%	11.57%
18271	PRINCE GEORGE'S COMMUNITY	Bowie	(301) 627-2666	Robert Schroeder	27	\$187,631	\$143,772	16,557	7.30%	14.44%	12.32%
2769	SECURITYPLUS	Baltimore	(410) 281-6200	Brett Noll	18	\$393,621	\$243,989	34,619	0.64%	-9.91%	10.10%
10511	SELFRELIANCE BALTO	Baltimore	(410) 327-9841	Ann Kerda	59	\$17,846	\$9,275	1,101	-4.72%	-9.86%	9.41%
5571	SIGNAL FINANCIAL	Kensington	(301) 933-9100	Francois Verleysen	16	\$427,113	\$308,334	21,052	11.05%	-7.55%	9.22%
18917	SKYPOINT	Germantown	(301) 528-8421	Jim Norris	30	\$158,202	\$126,357	14,321	2.08%	9.03%	8.42%
18651	ST. JOSEPH MEDICAL CENTER MD	Towson	(410) 337-1319	Diane Hall	62	\$14,500	\$6,474	1,896	-8.44%	-9.40%	16.40%
66330	STATE EMP. CREDIT UNION OF MARYLAND	Linthicum	(410) 487-7010	Dave Sweiderk	1	\$3,774,676	\$3,315,982	253,136	3.29%	1.98%	10.02%
20038	THE MOUNT LEBANON	Baltimore	(410) 225-0030	Barbara Casey	80	\$456	\$343	332	-5.69%	-11.18%	8.47%
12185	THIOKOL ELKTON	Elkton	(410) 392-5660	Karen Porter	58	\$21,078	\$8,642	1,868	1.03%	16.15%	16.49%
8333	TOWER	Laurel	(301) 497-7000	Rick Stafford	2	\$3,255,099	\$2,469,961	191,654	6.44%	1.22%	13.34%
3764	TRANSIT EMPLOYEES	Greenbelt	(202) 832-5100	Rita Smith	36	\$98,657	\$42,588	12,966	-3.33%	-3.83%	21.51%
16402	U.S. POSTAL SERVICE	Clinton	(301) 856-5000	Will Yarborough	24	\$268,327	\$192,163	24,977	10.71%	12.49%	10.07%
6353	WASHINGTON COUNTY TEACHERS	Hagerstown	(301) 790-3131	Steve Ebersole	40	\$67,964	\$25,176	4,287	0.17%	-2.56%	15.08%
6685	WEPCO	Bloomington	(301) 359-3081	Becky McKenzie	25	\$247,813	\$185,413	32,798	10.87%	3.54%	11.02%
9603	WOR CO	Pocomoke City	(410) 957-4521	Sheila Lee	75	\$2,271	\$465	641	1.43%	15.14%	11.79%
16268	WSSC	Laurel	(301) 206-8111	Jeff Goff	54	\$28,395	\$19,588	4,066	1.47%	3.44%	10.46%

STATE TABLE

MASSACHUSETTS

MASSACHUSETTS CREDIT UNIONS | DATA AS OF 12.31.19

	2015	2016	2017	2018	2019	2019 Growth	5-Year CAGR
<b>Number of Credit Unions</b>	<b>177</b>	<b>172</b>	<b>166</b>	<b>162</b>	<b>157</b>	<b>-3.09%</b>	<b>-2.37%</b>
<b>Number of Members</b>	<b>2,687,294</b>	<b>2,797,091</b>	<b>2,916,676</b>	<b>3,059,127</b>	<b>3,152,755</b>	<b>3.06%</b>	<b>3.25%</b>
<b>Total Assets (\$000)</b>	<b>\$33,876,551</b>	<b>\$36,037,261</b>	<b>\$37,936,608</b>	<b>\$39,556,236</b>	<b>\$42,151,689</b>	<b>6.56%</b>	<b>4.47%</b>
<b>Total Shares (\$000)</b>	<b>\$27,429,961</b>	<b>\$29,276,087</b>	<b>\$30,683,686</b>	<b>\$31,776,484</b>	<b>\$34,326,731</b>	<b>8.03%</b>	<b>4.59%</b>
<b>Total Loans (\$000)</b>	<b>\$24,709,230</b>	<b>\$27,305,091</b>	<b>\$28,733,827</b>	<b>\$31,188,591</b>	<b>\$32,243,821</b>	<b>3.38%</b>	<b>5.47%</b>
<b>Total Capital (\$000)</b>	<b>\$3,813,236</b>	<b>\$4,024,357</b>	<b>\$4,274,758</b>	<b>\$4,529,436</b>	<b>\$4,884,617</b>	<b>7.84%</b>	<b>5.08%</b>

CH#	CREDIT UNION	CITY	PHONE	CEO	RANK	ASSETS (\$000)	LOANS (\$000)	MEMBERS	SHARE GROWTH	LOAN GROWTH	NET WORTH RATIO
5256	600 ATLANTIC	Boston	(617) 973-3760	Ralph Moore	82	\$31,369	\$17,075	1,590	1.81%	6.63%	12.81%
13814	ACUSHNET	Acushnet	(508) 995-9100	Holly Roca	91	\$23,496	\$10,467	2,347	1.13%	18.19%	8.66%
67951	ALDEN	Chicopee	(413) 536-0475	Adam Corcoran	48	\$148,245	\$106,583	15,266	-15.11%	8.17%	9.01%
66365	ALIGN	Lowell	(978) 452-9961	Ken Del Rossi	18	\$641,379	\$415,750	27,362	7.76%	4.22%	11.42%
67599	ALLCOM	Worcester	(508) 754-9980	Debbie Guiney	64	\$66,975	\$39,327	4,447	1.38%	9.68%	16.94%
67872	ALPHA	Boston	(617) 632-8164	Joette Demeo	81	\$31,587	\$12,945	4,790	0.49%	8.19%	13.79%
16067	ANDOVER	Andover	(978) 475-6133	Lisa Morelli	80	\$31,598	\$9,122	2,494	0.42%	1.83%	11.58%
9805	ARLINGTON MUNICIPAL	Arlington	(781) 316-3144	Robert Mahoney	122	\$9,447	\$7,803	991	-9.88%	6.19%	22.56%
61189	ARRHA	Springfield	(413) 732-9812	Michael Ostrowski	50	\$132,240	\$90,023	9,324	0.40%	-4.65%	8.53%
7891	ARTMET	Stoughton	(781) 893-6800	Robin Orifice	156	\$406	\$221	63	-8.06%	-15.16%	15.88%
66819	ATHOL	Athol	(978) 249-3527	Courtney Ffield	58	\$93,690	\$67,870	7,164	-3.85%	1.19%	7.65%
16011	ATTLEBORO M E	Attleboro	(508) 226-0145	Tracy Conway	97	\$20,369	\$4,897	1,667	5.96%	7.06%	11.31%
13859	BEDFORD VA	Bedford	(781) 687-2446	Diane Laporte	142	\$2,788	\$1,809	743	-4.95%	13.98%	26.77%
4192	BELMONT MUNICIPAL	Belmont	(617) 993-2790	Michael Nasson	138	\$4,375	\$2,126	428	-4.13%	-6.82%	15.11%
24192	BEVERLY MUNICIPAL	Beverly	(978) 922-5254	Derek Cronin	111	\$12,190	\$6,642	1,506	2.77%	-3.20%	16.31%
66336	BILLERICA MUNICIPAL EMPLOYEES	Billerica	(978) 667-2434	Joyce MacMillan	105	\$15,868	\$4,548	1,240	7.76%	16.53%	20.99%
524	BOSTON CUSTOMS	Boston	(617) 742-1135	Joseph Walsh	147	\$2,263	\$912	290	-6.51%	5.81%	14.72%
67837	BOSTON FIREFIGHTERS	Dorchester	(617) 288-2420	Bernie Winne	32	\$300,084	\$230,851	10,340	12.32%	4.35%	12.18%
67340	BROOKLINE MUNICIPAL	Brookline	(617) 232-9410	Paul Demaio	77	\$36,995	\$12,068	2,625	-2.14%	-4.17%	14.75%
66350	BROTHERHOOD	Lynn	(781) 598-5555	James Sherman	53	\$108,574	\$44,943	5,219	-0.77%	-0.61%	27.59%
14865	BURLINGTON MUNICIPAL EMPLOYEES	Burlington	(781) 272-2046	Beverly Hanafin	121	\$9,743	\$4,414	1,369	-3.25%	-0.84%	9.06%
67891	CABOT BOSTON	Boston	(617) 342-6154	Marta Carney	130	\$7,118	\$3,524	837	-0.09%	-4.70%	16.46%
1236	CAMBRIDGE FIREFIGHTERS	Cambridge	(617) 864-2298	Robert Mahoney	113	\$11,688	\$7,338	923	2.31%	5.72%	21.25%
3056	CAMBRIDGE MUNICIPAL EMPLOYEES	Cambridge	(617) 542-4671	Camille Bernazzani	120	\$9,750	\$1,942	1,472	1.81%	-6.43%	20.46%
3115	CAMBRIDGE TEACHERS	Cambridge	(617) 492-3212	Robert Greene	79	\$31,783	\$8,471	2,292	-2.21%	6.73%	9.05%
8218	CENTRAL ONE	Shrewsbury	(508) 842-7400	David L'Ecuyer	23	\$555,898	\$490,474	34,592	10.04%	8.06%	9.67%
851	CHELSEA EMPLOYEES	Chelsea	(617) 884-3599	Bruce Black	107	\$14,188	\$8,063	2,105	5.64%	-0.90%	9.54%
67841	CITY OF BOSTON	Boston	(617) 635-4545	Daniel Waltz	28	\$456,074	\$332,361	30,572	19.93%	7.95%	11.59%
24913	COASTAL NEW ENGLAND	New Bedford	(508) 993-0011	Tyler Dechaine	102	\$18,488	\$13,378	2,528	19.32%	29.04%	7.30%
17847	COMMON TRUST	Woburn	(781) 933-2600	James McCorkle	74	\$44,340	\$20,272	3,011	0.08%	17.89%	9.01%
67846	COMMONWEALTH UTILITIES EMP.	Marion	(508) 748-3452	Patricia Saladino	75	\$41,464	\$10,810	1,754	3.02%	3.61%	16.67%
67558	COMMUNITY CREDIT UNION OF LYNN	Lynn	(781) 598-0820	Nick Sarantopoulos	46	\$152,118	\$124,156	4,284	8.33%	6.25%	10.85%
67758	CREDIT UNION OF THE BERKSHIRES	Pittsfield	(413) 443-1313	Melissa Moran	96	\$20,684	\$7,372	1,887	10.41%	3.44%	12.74%
68048	CRESCENT	Brockton	(508) 559-5400	Robert Gustafson	29	\$443,194	\$376,049	46,336	1.93%	2.16%	15.08%
14191	DANVERS MUNICIPAL	Danvers	(978) 777-0001	Joseph Collins	128	\$7,713	\$3,513	1,208	-3.23%	-5.72%	35.93%
15073	DEDHAM TOWN EMPLOYEES	Dedham	(781) 326-8068	Paula Roche	123	\$8,790	\$3,410	1,140	5.92%	5.30%	13.24%
23521	DIGITAL	Marlborough	(508) 263-6705	Jim Regan	1	\$9,361,090	\$7,337,029	871,546	12.03%	1.47%	9.81%
9071	DIRECT	Needham	(781) 433-2900	Joe Walsh	15	\$757,770	\$666,667	32,923	10.93%	8.35%	11.30%
66369	ENERGY	West Roxbury	(617) 325-1999	Paul Noce	59	\$92,553	\$65,513	4,099	2.30%	20.23%	16.69%
67894	FALL RIVER MUNICIPAL EMPLOYEES	Fall River	(508) 678-9028	Matthew Schondek	38	\$211,611	\$140,348	11,823	0.60%	10.40%	13.11%
24254	FIRST CITIZENS'	Fairhaven	(508) 999-1341	Peter Muise	14	\$786,775	\$687,567	82,150	7.28%	3.65%	10.07%
66593	FIRST PRIORITY	Boston	(800) 949-7628	Robert Bartol	54	\$105,908	\$69,934	6,179	-0.54%	-0.07%	18.58%
12604	FRANKLIN FIRST	Greenfield	(413) 774-6700	Michelle Dwyer	66	\$63,784	\$40,400	7,094	4.19%	2.41%	8.66%
66824	FREEDOM	Springfield	(413) 739-6961	Glenn Welch	27	\$496,731	\$369,564	30,996	10.34%	6.36%	17.29%
24279	GFA	Gardner	(978) 632-2542	Tina Sbraga	24	\$542,746	\$327,237	31,907	10.23%	3.98%	10.79%
67905	GLOUCESTER FIRE DEPARTMENT	Gloucester	(978) 281-9761	Decoste Dean	154	\$569	\$313	102	13.41%	6.68%	37.07%
66371	GLOUCESTER MUNICIPAL	Gloucester	(978) 283-1345	Lucinda Pratt	148	\$1,985	\$441	513	3.24%	-10.94%	18.51%
11400	GOLDMARK	Attleboro	(508) 222-3009	Penny Brown	78	\$33,350	\$15,913	3,178	11.64%	8.66%	11.97%
4201	GREATER SALEM EMPLOYEES	Salem	(978) 745-9803	Judith Zolla	108	\$12,995	\$5,506	1,391	-5.08%	2.64%	7.61%
67902	GREATER SPRINGFIELD	Springfield	(413) 782-3161	Jennifer St. Peter	43	\$180,047	\$89,144	10,490	8.82%	3.17%	16.02%
24560	GREYLOCK	Pittsfield	(413) 236-4000	John Bissell	7	\$1,255,426	\$1,067,470	87,722	5.32%	3.31%	10.60%
9095	HANSCOM	Hanscom AFB	(800) 656-4328	David Sprague	5	\$1,509,707	\$1,182,242	92,785	15.40%	-1.30%	9.96%
67696	HARVARD UNIVERSITY EMPLOYEES	Cambridge	(617) 495-4460	Eugene Foley	13	\$815,945	\$665,331	51,790	9.35%	2.46%	8.74%
67710	HAVERHILL FIRE DEPARTMENT	Haverhill	(978) 372-8833	David Butt	103	\$18,381	\$5,500	1,240	3.77%	-6.05%	12.36%
17679	HEALTH ALLIANCE	Somerville	(617) 591-6709	Jacqueline Kumpa	136	\$4,808	\$2,601	1,228	7.37%	-2.48%	10.31%
67875	HOLYOKE	Holyoke	(413) 532-7007	Michael Murphy	39	\$205,427	\$125,863	21,594	1.85%	-3.78%	9.61%
67845	HOLYOKE POSTAL	Holyoke	(413) 534-2908	C. Shea Desroches	140	\$2,932	\$534	244	2.29%	21.32%	25.11%
68057	HOMEFIELD	North Grafton	(508) 839-5493	Karl Moisan	44	\$154,712	\$103,699	8,559	1.66%	-3.84%	9.49%

CH#	CREDIT UNION	CITY	PHONE	CEO	RANK	ASSETS (\$000)	LOANS (\$000)	MEMBERS	SHARE GROWTH	LOAN GROWTH	NET WORTH RATIO
67749	HTM	Haverhill	(978) 374-7386	Diane Bevilacqua	95	\$20,769	\$10,164	1,932	0.85%	2.25%	16.51%
24250	IC	Fitchburg	(978) 343-3725	Anthony Emerson	26	\$503,269	\$350,563	33,601	-1.60%	-7.43%	12.65%
67352	JEANNE D'ARC	Lowell	(978) 452-5001	Mark Cochran	6	\$1,454,260	\$1,225,498	90,285	5.81%	0.52%	8.75%
66699	LEOMINSTER	Leominster	(978) 537-8021	John O'Brien	16	\$707,477	\$534,032	48,717	15.01%	1.30%	8.97%
1461	LEOMINSTER EMPLOYEES	Leominster	(978) 534-0240	Thomas Clark	99	\$19,315	\$10,653	1,911	6.37%	-8.48%	10.91%
14750	LINGTON MA	Lexington	(781) 862-9011	Carol Patterson	118	\$10,030	\$6,710	1,200	-2.60%	6.64%	12.00%
67541	LIBERTY BAY	Braintree	(617) 439-6500	Lyndon Matteson	17	\$669,864	\$454,488	27,493	3.33%	-4.92%	15.35%
14847	LINCOLN SUDBURY TOWN EMPLOYEE	Sudbury	(978) 443-6973	Margaret Richard	135	\$4,967	\$1,726	525	1.09%	9.05%	14.26%
67767	LOWELL FIREFIGHTERS	Lowell	(978) 453-2734	Michael Boldrighini	101	\$18,974	\$11,023	1,738	14.99%	10.01%	16.75%
2065	LOWELL MUNICIPAL EMPLOYEES	Lowell	(978) 970-4088	Joseph Schiappa	132	\$5,850	\$4,143	1,315	-6.72%	39.41%	8.84%
20600	LUSO	Ludlow	(413) 589-9966	Jennifer Calheno	37	\$226,254	\$202,270	8,418	1.38%	0.00%	11.25%
67890	LUSO-AMERICAN	Peabody	(978) 531-5767	Ivone Silva	57	\$94,533	\$73,936	7,897	-0.87%	11.27%	15.00%
484	LYNN FIREMENS	Lynn	(781) 593-8354	Norman Bourque	112	\$12,111	\$7,349	1,460	3.26%	2.21%	19.86%
67908	LYNN MUNICIPAL EMPLOYEES	Lynn	(781) 584-6761	Natalie Baker	145	\$2,660	\$1,121	457	9.42%	1.79%	23.36%
67840	LYNN POLICE	Lynn	(781) 477-4352	Kevin Coppinger	114	\$11,381	\$4,406	1,053	-9.79%	-1.82%	25.03%
67882	LYNN TEACHERS	Lynn	(781) 592-4936	Adele Polizzotti	137	\$4,692	\$1,353	754	1.56%	1.97%	17.32%
23627	M.O.S.E.S.	North Reading	(978) 276-0750	Joanne Demers	150	\$1,797	\$753	347	1.25%	0.33%	15.96%
4472	MALDEN	Malden	(781) 324-2241	Patricia Dempsey	90	\$23,907	\$12,277	1,792	2.86%	-0.77%	18.59%
15296	MANCHESTER	Manchester	(978) 526-7742	Victoria Mason	151	\$1,525	\$609	413	2.06%	9.33%	13.65%
23276	MARBLEHEAD MUNICIPAL	Marblehead	(781) 631-7356	James Gaudette	115	\$11,006	\$5,908	1,329	14.52%	-2.23%	16.07%
68137	MASS BAY	South Boston	(617) 269-2700	Theresa Dorilas	34	\$262,584	\$215,131	18,994	2.85%	3.60%	10.53%
67714	MASSACHUSETTS FAMILY	Lynn	(781) 952-6051	Cornelius Crean	92	\$22,712	\$18,571	1,597	2.39%	4.40%	17.33%
3830	MASSACHUSETTS INSTITUTE OF TECH.	Lexington	(617) 253-2845	Rui Domingos	21	\$583,180	\$502,777	35,459	4.50%	-0.87%	7.53%
24566	MASSMUTUAL	Springfield	(413) 744-3431	David Plantier	35	\$252,668	\$151,827	13,039	8.90%	13.37%	12.86%
24615	MEDFORD MUNICIPAL EMPLOYEES	Medford	(781) 393-2458	Tanya Arruda	129	\$7,407	\$2,543	819	-0.72%	3.62%	21.84%
66706	MEMBERS PLUS	Medford	(781) 905-1500	John Murphy	31	\$311,791	\$182,784	12,851	-1.37%	1.22%	14.63%
68693	MERRIMACK VALLEY	Lawrence	(978) 975-4095	John Howard	8	\$1,074,575	\$709,337	82,838	66.90%	70.45%	9.60%
24043	MESSIAH BAPTIST-JUBILEE	Brockton	(508) 584-1963	Annette Thomas	153	\$891	\$343	336	-1.18%	-1.16%	14.35%
10954	METHUEN	Methuen	(978) 686-1471	James Brouder	87	\$25,007	\$14,028	2,437	0.61%	3.24%	13.84%
66364	METRO	Chelsea	(877) 696-3876	Robert Cashman	2	\$2,092,359	\$1,816,347	217,749	11.96%	12.72%	9.12%
4731	METRO WEST COMMUNITY	Framingham	(508) 879-5522	Joseph Mansour	55	\$104,817	\$55,596	7,645	5.05%	6.46%	10.44%
19446	MIDDLESEX-ESSEX POSTAL EMPLOYEES	North Reading	(978) 664-5938	Michele Overton	134	\$5,173	\$1,988	840	-0.38%	-7.83%	29.93%
24543	MILLBURY	Millbury	(508) 865-7600	Joseph Barbato	30	\$363,697	\$303,740	30,950	3.84%	4.81%	8.14%
12666	MILLS42	Lowell	(978) 328-5100	Carla Rasetta	93	\$22,362	\$16,867	2,831	7.46%	-0.20%	10.89%
24511	MORTON	Taunton	(508) 828-7036	Kathleen Baran	126	\$8,309	\$3,210	1,125	-0.11%	-1.59%	12.40%
10065	MYCOM	Pittsfield	(413) 442-6501	Nancy Canino	94	\$22,214	\$9,230	2,365	28.12%	-2.84%	11.86%
68046	NAVEO	Somerville	(617) 547-3144	Albert Pinho	49	\$139,879	\$93,750	7,507	6.85%	8.20%	8.41%
12334	NESC	Methuen	(978) 688-8800	Johnathan Hildreth	60	\$91,345	\$80,183	8,510	3.78%	4.23%	9.78%
66733	NEW BEDFORD	New Bedford	(508) 994-6546	David Borges	51	\$127,548	\$83,094	10,491	0.41%	3.39%	9.94%
16383	NEW ENGLAND LEE	Boston	(617) 482-0900	Richard Lee	141	\$2,930	\$836	273	-12.52%	-31.23%	49.25%
21507	NEW ENGLAND TEAMSTERS	Burlington	(781) 641-6700	Barbara Frazier	62	\$79,777	\$48,711	5,905	-3.45%	-7.79%	8.77%
8828	NORFOLK COMMUNITY	Norfolk	(508) 528-3360	Susan Kenney	98	\$20,270	\$16,983	3,425	5.94%	8.49%	11.38%
13274	NORTH ADAMS M E	North Adams	(413) 662-2657	Karen Cook	149	\$1,886	\$983	405	9.32%	10.58%	23.63%
17112	NORWOOD TOWN EMPLOYEES	Norwood	(781) 769-5169	Donna Grant	133	\$5,428	\$2,938	901	-1.99%	-1.75%	24.11%
2792	NOTRE DAME COMMUNITY	Fall River	(508) 676-1067	Edward Bernardo	70	\$51,183	\$17,810	3,872	1.81%	0.73%	12.45%
17537	OCEAN SPRAY EMPLOYEES	Bridgewater	(508) 946-7573	Annette Yee	116	\$10,651	\$4,446	921	-2.70%	-16.67%	13.14%
68019	ONETWENTY	Jamaica Plain	(617) 257-8621	Thomas Connell	155	\$421	\$18	105	-3.82%	-73.68%	20.56%
14281	PEABODY MUNICIPAL	Peabody	(978) 532-1385	Kevin Donovan	85	\$26,272	\$5,792	2,108	-5.59%	13.53%	12.33%
24443	PIONEER VALLEY	Springfield	(413) 733-2800	Anabela Grenier	52	\$109,000	\$80,665	10,229	28.60%	12.04%	10.78%
14850	PLYMOUTH COUNTY TEACHERS	West Wareham	(508) 291-0777	Glenna Hardman	73	\$44,917	\$24,163	3,819	1.49%	5.05%	9.88%
66597	POLISH NATIONAL	Chicopee	(413) 592-9495	James Kelly	20	\$615,320	\$517,304	24,966	1.26%	5.52%	12.76%
24912	PREMIER SOURCE	E. Longmeadow	(413) 525-2002	Bonnie Raymond	68	\$61,073	\$38,970	4,842	-2.26%	4.50%	14.29%
61412	PRESSERS UNION LOCAL 12 IILGWU	Boston	(617) 832-6600	Warren Pepicelli	157	\$144	\$34	43	4.69%	-30.59%	11.52%
67709	QUINCY	Quincy	(617) 479-5558	Stewart Steele	22	\$574,982	\$348,200	35,863	10.68%	-0.77%	13.60%
14845	RAH	Randolph	(781) 961-2417	Donna Maguire	104	\$16,629	\$12,660	1,942	2.70%	5.71%	12.35%
21997	READING MASS TOWN EMPLOYEES	Reading	(781) 942-9019	Edward O'Brien	125	\$8,336	\$3,137	701	-7.04%	-2.92%	16.18%
67851	REVERE FIREFIGHTERS	Revere	(781) 853-0660	Thomas Todisco	131	\$7,106	\$1,675	205	3.03%	7.13%	13.83%
15254	REVERE MUNICIPAL EMPLOYEES	Revere	(781) 286-8116	John Kingston	106	\$14,402	\$11,389	2,360	7.04%	-10.56%	10.20%
66346	RIVER WORKS	Lynn	(781) 599-0096	Jim Donahue	56	\$102,310	\$66,405	5,764	-0.57%	4.89%	13.88%
24224	ROCKLAND	Rockland	(781) 978-0232	Tom White	3	\$1,944,192	\$1,752,522	180,601	14.54%	10.35%	11.86%
24311	RTN	Waltham	(781) 736-9900	Richard Wright	11	\$904,421	\$524,888	43,847	2.20%	2.57%	11.62%
9822	SANTO CRISTO	Fall River	(508) 673-9210	Margaret Diogo	110	\$12,405	\$7,637	2,468	8.05%	1.64%	9.88%
67836	SHARON	Sharon	(781) 784-7725	James Carlson	19	\$625,015	\$492,269	36,887	8.78%	2.35%	12.22%
13601	SHREWSBURY	Shrewsbury	(508) 845-6755	James Dupont	45	\$154,213	\$82,529	9,244	1.28%	0.55%	8.93%
24239	SOMERSET	Somerset	(508) 678-2851	Pamela Mello	47	\$151,825	\$94,070	11,073	1.79%	12.39%	14.24%
943	SOMERVILLE MASS FIREFIGHTERS	Somerville	(617) 625-6935	Kenneth Layton	127	\$7,936	\$2,221	304	5.23%	10.83%	15.44%
4524	SOMERVILLE MUNICIPAL	Somerville	(617) 625-0898	Roland Draper	72	\$45,053	\$27,569	2,414	4.78%	9.82%	14.96%
3475	SOMERVILLE SCHOOL EMPLOYEES	Somerville	(617) 625-8411	B. Geanacopoulos	89	\$24,188	\$7,157	1,671	-8.51%	-12.04%	17.23%
66374	SOUTHBRIDGE	Southbridge	(508) 765-5454	Kate Alexander	41	\$188,109	\$158,613	12,855	6.50%	1.50%	11.86%
22426	SOUTHCOAST	New Bedford	(508) 997-4475	Duarte Silva	71	\$49,070	\$30,202	4,345	-3.70%	-2.56%	12.30%
67481	SOUTHERN MASS	Fairhaven	(508) 994-9971	Carmen Sylvester	36	\$251,193	\$201,513	14,949	13.34%	22.24%	9.85%

CH#	CREDIT UNION	CITY	PHONE	CEO	RANK	ASSETS (\$000)	LOANS (\$000)	MEMBERS	SHARE GROWTH	LOAN GROWTH	NET WORTH RATIO
67965	SPRINGFIELD STREET RAILWAY EMP.	Springfield	(413) 781-4454	Walter Kocor	152	\$1,375	\$615	225	-15.42%	3.63%	26.34%
67605	ST. ANNE'S OF FALL RIVER	Fall River	(508) 324-7300	Eileen Danahey	10	\$1,017,135	\$833,708	55,988	5.50%	0.82%	10.46%
4847	ST. ANTHONY OF NEW BEDFORD	New Bedford	(508) 996-5492	Donna Labrode	117	\$10,227	\$3,023	1,055	-6.20%	0.94%	10.11%
8616	ST. ANTHONY OF PADUA	Fall River	(508) 674-3019	Joseph Cabral	86	\$26,042	\$8,655	2,063	7.27%	2.58%	24.19%
15173	ST. DOMINICS	Swansea	(508) 379-1056	Lisa Caton	84	\$27,116	\$11,030	2,065	-3.70%	-15.13%	18.17%
67959	ST. JEAN'S	Lynn	(781) 592-5420	David Surface	33	\$270,166	\$217,021	18,071	10.38%	6.53%	9.20%
67864	ST. MARY'S	Marlborough	(508) 490-8000	James Garvey	12	\$877,848	\$715,235	59,384	4.01%	0.69%	10.61%
8915	ST. MICHAELS FALL RIVER	Fall River	(508) 674-3861	Arastou Mahjoory	63	\$73,070	\$63,440	3,469	10.04%	6.74%	8.75%
67964	ST. VINCENT HOSPITAL	Worcester	(508) 363-9339	Nancy Burbank	109	\$12,743	\$4,274	1,622	3.02%	-7.51%	9.45%
15393	STONEHAM MUNICIPAL EMPLOYEES	Stoneham	(781) 438-3959	Ann Marie Waugh	69	\$51,900	\$22,243	4,119	3.09%	2.79%	10.63%
17437	STOUGHTON TOWN EMPLOYEES	Stoughton	(781) 344-7394	James Boushell	144	\$2,712	\$1,234	555	1.75%	-6.55%	12.42%
18861	SYMPHONY	Boston	(857) 362-7328	Christine Ross	146	\$2,551	\$1,835	302	-12.81%	-11.46%	12.04%
5602	TAUNTON	Taunton	(508) 824-6466	Nelson Tavares	42	\$184,444	\$149,008	17,833	12.25%	10.58%	12.83%
23803	TAUPA LITHUANIAN	South Boston	(617) 269-1450	Andrius Dilba	88	\$24,230	\$21,141	1,744	-7.70%	-0.22%	9.29%
13926	TEWKSBURY	Tewksbury	(978) 851-9750	Maureen Montecalvo	65	\$66,449	\$41,825	4,388	6.86%	-4.04%	10.09%
68349	TREMONT	Boston	(781) 843-5626	George Hardiman	40	\$203,588	\$141,475	16,549	6.81%	8.69%	12.97%
18181	UMASSFIVE COLLEGE	Hadley	(413) 256-5500	Richard Kump	25	\$518,349	\$407,205	41,525	7.24%	6.09%	9.46%
17870	WAKEFIELD TOWN EMPLOYEES	Wakefield	(781) 245-9331	Paula Whittmore	139	\$3,773	\$1,394	620	-1.55%	24.41%	15.54%
67838	WALTHAM MUNICIPAL EMPLOYEES	Waltham	(781) 899-0506	Michael Davis	124	\$8,589	\$1,853	876	-3.07%	-4.85%	19.08%
67615	WATERTOWN MUNICIPAL	Watertown	(617) 924-0160	Luisa Figueiredo	119	\$9,946	\$1,932	757	-7.14%	-7.34%	32.76%
24557	WEBSTER FIRST	Worcester	(800) 962-4452	Michael Lussier	9	\$1,058,543	\$878,118	79,787	10.24%	7.54%	18.97%
10623	WELLESLEY MUNICIPAL EMPLOYEES	Wellesley	(781) 235-0503	Doreen Peterson	83	\$28,481	\$10,651	1,801	-1.19%	-2.78%	11.42%
7652	WESTPORT	Westport	(508) 679-0197	Mathew Aguiar	67	\$61,498	\$41,877	7,091	1.30%	13.84%	6.84%
12091	WINCHESTER	Winchester	(781) 729-0668	Rick Adams	143	\$2,746	\$1,319	468	-0.88%	17.48%	12.86%
64144	WORCESTER	Worcester	(508) 853-9966	Lisa Perrin	61	\$81,862	\$57,252	6,996	0.69%	-1.30%	9.97%
67683	WORCESTER FIRE DEPARTMENT.	Worcester	(508) 752-1122	Lisa Carmody	76	\$40,003	\$10,013	1,956	0.72%	3.37%	13.93%
24868	WORCESTER POLICE DEPARTMENT	Worcester	(508) 799-7677	Julie-Anne Przypek	100	\$18,975	\$15,512	1,150	5.00%	0.55%	11.46%
66479	WORKERS	Fitchburg	(978) 345-1021	Doug Petersen	4	\$1,871,286	\$1,345,953	104,210	4.68%	2.56%	10.69%

# STATE TABLE MICHIGAN

MICHIGAN CREDIT UNIONS | DATA AS OF 12.31.19

	2015	2016	2017	2018	2019	2019 Growth	5-Year CAGR
<b>Number of Credit Unions</b>	<b>255</b>	<b>246</b>	<b>235</b>	<b>224</b>	<b>218</b>	<b>-2.68%</b>	<b>-3.09%</b>
<b>Number of Members</b>	4,876,044	5,050,641	5,228,028	5,398,816	5,546,767	<b>2.74%</b>	<b>2.61%</b>
<b>Total Assets (\$000)</b>	\$52,178,060	\$56,350,999	\$60,181,210	\$63,502,297	\$68,879,454	<b>8.47%</b>	<b>5.71%</b>
<b>Total Shares (\$000)</b>	\$44,231,686	\$47,821,713	\$50,745,149	\$53,257,941	\$57,932,437	<b>8.78%</b>	<b>5.54%</b>
<b>Total Loans (\$000)</b>	\$31,891,506	\$35,518,481	\$39,707,918	\$43,871,907	\$47,044,184	<b>7.23%</b>	<b>8.09%</b>
<b>Total Capital (\$000)</b>	\$6,274,667	\$6,685,546	\$7,213,807	\$7,752,479	\$8,679,661	<b>11.96%</b>	<b>6.70%</b>

CH#	CREDIT UNION	CITY	PHONE	CEO	RANK	ASSETS (\$000)	LOANS (\$000)	MEMBERS	SHARE GROWTH	LOAN GROWTH	NET WORTH RATIO
61365	4FRONT	Traverse City	(231) 547-4483	Andrew Kempf	30	\$559,863	\$439,819	84,580	12.87%	4.98%	11.71%
5885	A.B.D.	Warren	(586) 751-4400	Mattie Bragg	124	\$69,377	\$15,427	10,671	8.77%	-16.66%	12.05%
62217	AAC	Grand Rapids	(616) 288-0288	Brian Turmell	75	\$150,838	\$96,257	15,909	4.34%	-3.27%	20.89%
68679	ADVANTAGE ONE	Brownstown	(734) 676-7000	Christopher Corkery	77	\$149,730	\$110,879	16,434	3.88%	8.36%	10.77%
60936	ADVENTURE	Grand Rapids	(616) 243-0125	Brian McVeigh	43	\$356,710	\$288,357	30,261	-2.83%	-4.64%	14.05%
61503	ADVIA	Parchment	(269) 382-9845	Cheryl Deboer	7	\$2,084,525	\$1,727,591	169,604	20.99%	21.95%	9.71%
61405	AEROQUIP	Jackson	(517) 789-2890	Lisa Robinson	145	\$44,577	\$27,091	4,095	-1.76%	1.52%	16.40%
5185	ALLEGAN COMMUNITY	Allegan	(269) 673-5465	Christopher Lewis	140	\$49,381	\$31,847	8,345	11.81%	5.46%	9.15%
61759	ALLIANCE CATHOLIC	Southfield	(248) 663-4006	Rob Grech	34	\$462,063	\$200,814	33,055	1.06%	1.33%	13.89%
62035	ALPENA ALCONA AREA	Alpena	(989) 356-3577	Donald Mills	42	\$371,329	\$234,420	29,514	7.91%	16.05%	12.25%
62264	ALPENA COMMUNITY	Alpena	(989) 356-4561	Ann Boyk	174	\$24,273	\$11,048	2,513	4.93%	4.70%	9.68%
65595	AMERICAN 1	Jackson	(517) 787-6510	Martha Fuerstenau	40	\$421,301	\$300,114	57,550	16.30%	13.29%	16.90%
7126	ANN ARBOR POSTAL	Milan	(734) 439-3075	James Sadler	216	\$796	\$395	149	-16.26%	-14.62%	39.13%
61708	ARBOR FINANCIAL	Kalamazoo	(269) 375-6702	Julie Blitchook	24	\$655,512	\$547,185	42,138	11.96%	15.27%	9.13%
60920	ASTERA	Lansing	(517) 323-3644	Martin Carter	73	\$152,101	\$103,399	15,897	1.70%	3.14%	9.53%
24827	ATL	Wyoming	(616) 257-4285	Robert Shane	196	\$12,753	\$7,726	1,696	-2.35%	-9.14%	9.09%
62543	AUTO-OWNERS ASSOCIATES	Lansing	(517) 323-1370	Patty Fox	158	\$35,272	\$8,874	3,073	3.04%	-0.49%	14.18%
7465	AWAKON	Onaway	(989) 733-8557	Scott Pauly	95	\$113,504	\$72,911	13,024	6.69%	3.38%	11.24%
7672	BARAGA COUNTY	Lanse	(906) 524-6151	Dawn Jahfetson	148	\$41,412	\$12,966	4,466	3.70%	5.50%	9.04%
62342	BELLE RIVER COMMUNITY	Richmond	(586) 727-6855	Victoria McIntosh	180	\$21,416	\$5,815	1,971	-0.30%	-6.20%	10.11%
62027	BEST FINANCIAL	Muskegon	(231) 733-1329	Morgan Rescoria	109	\$93,175	\$65,002	11,694	3.88%	17.42%	21.31%
62177	BETHEL BAPTIST CHURCH EAST	Detroit	(313) 923-1644	Tracie Veal	215	\$799	\$169	222	8.99%	52.39%	12.17%
5441	BI-COUNTY PTC	Warren	(586) 754-4214	Jennifer Nelson	200	\$8,948	\$4,799	1,162	8.85%	-1.99%	5.45%
61698	BIRMINGHAM-BLOOMFIELD	Birmingham	(248) 647-5958	Andrew Staley	90	\$119,641	\$71,291	11,499	72.65%	48.80%	9.17%
62243	BLOOM	Wyoming	(616) 452-2161	Daniel Baines	79	\$143,808	\$96,229	14,061	3.45%	14.45%	9.62%
12906	BLUE WATER	Port Huron	(810) 985-6993	Kim Steele	191	\$15,699	\$9,550	1,310	11.39%	6.08%	16.98%
62072	BLUEOX	Battle Creek	(269) 965-7281	Fran Godfrey	66	\$179,408	\$114,909	22,898	3.99%	6.85%	9.43%
62333	CALCITE	Rogers City	(989) 734-4130	Barbara Mills	115	\$82,151	\$44,287	8,940	5.15%	8.15%	13.02%
61908	CASE	Lansing	(517) 393-7710	Jeff Benson	46	\$302,565	\$240,594	45,313	4.62%	10.77%	9.64%
8384	CATHOLIC VANTAGE FINANCIAL	Livonia	(734) 432-0212	Pete Bagazinski	102	\$99,812	\$78,720	10,678	3.78%	1.42%	8.40%
4271	CHIEF FINANCIAL	Rochester Hills	(800) 844-5440	Tom Dluzen	72	\$154,984	\$119,995	25,562	4.56%	-10.90%	14.75%
61416	CHIPPEWA COUNTY	Sault Sainte Marie	(906) 632-3134	Connie Toensing	168	\$28,485	\$16,732	3,350	3.11%	-7.49%	11.49%
6871	CHIROPRACTIC	Farmington	(248) 478-4020	Jeanette Nielsen	166	\$29,936	\$16,838	2,766	1.08%	1.28%	14.80%
63805	CHRISTIAN FINANCIAL	Sterling Heights	(586) 772-6330	Patty Campbell	38	\$429,328	\$290,141	44,040	7.69%	2.08%	11.12%
22114	CIRCLE	Niles	(269) 684-6005	David Van Strien	122	\$71,747	\$57,661	5,126	15.26%	13.72%	7.62%
61184	COMMUNITY ALLIANCE	Novi	(800) 287-0046	Michele Wollard	108	\$93,618	\$70,964	9,351	0.87%	-16.36%	9.49%
64880	COMMUNITY CHOICE	Farmington Hills	(877) 243-2528	Robert Bava	12	\$1,163,544	\$958,820	104,726	8.62%	6.05%	10.35%
68631	COMMUNITY FINANCIAL	Plymouth	(734) 453-1200	Bill Lawton	13	\$1,013,236	\$945,380	77,024	12.16%	8.97%	11.90%
24199	COMMUNITY FIRST	Lakeview	(989) 352-6031	Tim Rasmussen	126	\$68,091	\$61,436	10,053	10.08%	6.37%	7.07%
14098	COMMUNITY FOCUS	Brownstown	(734) 281-3900	Lynne Boucher	135	\$54,887	\$22,236	5,168	0.64%	14.75%	16.30%
24848	COMMUNITY PROMISE	Kalamazoo	(269) 459-1777	Angela Brown	214	\$1,035	\$631	643	-12.15%	-10.17%	36.95%
61677	COMMUNITY WEST	Kentwood	(616) 261-5657	Jon Looman	63	\$188,639	\$144,760	23,600	0.14%	-8.17%	12.37%
62040	COMPASS	Sparta	(616) 887-8262	Erika Bauer	130	\$64,815	\$33,783	7,851	1.09%	21.45%	11.14%
21798	CONSTRUCTION	Bingham Farms	(248) 358-4140	William Tomanek	181	\$21,220	\$9,311	1,312	-4.25%	7.53%	15.03%
62172	CONSUMERS	Oshtemo	(269) 345-7804	Kit Snyder	11	\$1,242,456	\$1,105,300	100,539	14.08%	15.25%	9.35%
60947	CONSUMERS PROFESSIONAL	Lansing	(517) 372-2400	David Kindy	119	\$76,116	\$48,226	5,710	3.53%	2.54%	17.23%
60470	COPOCO COMMUNITY	Bay City	(989) 684-1873	Linda Doan	106	\$95,962	\$57,776	11,383	-1.60%	-5.32%	9.36%
68641	CORNERSTONE COMMUNITY FINANCIAL	Auburn Hills	(248) 340-9310	Heidi Kassab	48	\$289,474	\$258,896	23,771	2.43%	3.68%	13.19%
62079	COUNTRY HERITAGE	Buchanan	(269) 695-2334	Fran Terry	151	\$40,933	\$31,620	1,435	-1.89%	-3.85%	19.96%
8667	CP	Jackson	(517) 784-7101	Chrissy Siders	33	\$468,221	\$364,237	57,032	4.08%	3.87%	12.95%
62517	CREDIT UNION ADVANTAGE	Southfield	(248) 996-6070	Janice Zuchowicz	169	\$27,814	\$8,621	2,503	-6.26%	-4.66%	12.97%
62562	CREDIT UNION ONE	Ferdale	(248) 398-1210	Gary Moody	10	\$1,487,658	\$1,129,859	130,449	27.42%	27.29%	8.22%
62454	DELTA COUNTY	Escanaba	(906) 678-7000	Brenda Lippens	82	\$137,013	\$85,361	12,840	5.09%	6.61%	12.90%
62344	DETOUR DRUMMOND COMMUNITY	Drummond Island	(906) 493-5263	Hilary Fountain	160	\$33,527	\$15,954	2,066	-0.17%	0.37%	14.39%
61844	DFCU FINANCIAL	Dearborn	(313) 336-2700	Mark Shobe	2	\$4,903,176	\$1,015,941	230,373	2.27%	-2.79%	12.76%
62339	DIVERSIFIED MEMBERS	Detroit	(313) 568-5000	Kathie Trembath	41	\$399,193	\$174,179	27,208	2.18%	18.70%	21.71%
7569	DORT FINANCIAL	Grand Blanc	(810) 767-8390	Vicki Hawkins	15	\$1,005,502	\$807,909	97,150	17.48%	12.90%	16.45%
60137	DOW CHEMICAL EMPLOYEES	Midland	(989) 835-7794	Michael Goad	9	\$1,766,990	\$997,393	68,868	7.08%	3.54%	10.55%

CH#	CREDIT UNION	CITY	PHONE	CEO	RANK	ASSETS (\$000)	LOANS (\$000)	MEMBERS	SHARE GROWTH	LOAN GROWTH	NET WORTH RATIO
21070	DOWAGIAC AREA	Dowagiac	(269) 782-2410	Cathy Merrill	189	\$16,891	\$8,243	2,219	0.13%	-8.01%	9.29%
4853	DOWNRIVER COMMUNITY	Ecorse	(313) 386-2200	Robert Lalpalme	70	\$160,928	\$80,479	13,627	2.71%	5.21%	9.46%
60124	EASTPOINTE COMMUNITY	Eastpointe	(586) 775-3160	Theresa Hing	199	\$9,570	\$5,459	1,655	2.53%	4.62%	9.10%
64267	ELECTRICAL WORKERS LOCAL 58	Detroit	(313) 963-6060	Jeanne Nye	194	\$14,914	\$4,898	2,310	0.67%	0.66%	11.96%
61797	ELGA	Burton	(810) 715-3542	Karen Church	21	\$794,126	\$682,959	79,124	21.12%	12.78%	13.99%
62038	EMBERS	Marquette	(906) 228-7080	Tom Blake	52	\$234,459	\$138,455	17,208	34.91%	38.22%	13.92%
60428	EXTRA	Warren	(586) 276-3000	Deidra Williams	51	\$236,333	\$141,290	19,637	0.16%	7.81%	10.86%
61633	FAMILY FINANCIAL	Norton Shores	(231) 733-4600	Deb Dietz	92	\$118,045	\$77,266	16,305	4.69%	4.59%	13.47%
61909	FAMILY FIRST	Saginaw	(989) 759-1686	Frances Gibelyou	117	\$78,281	\$46,280	6,320	3.41%	-4.96%	9.20%
62330	FARM BUREAU FAMILY	Lansing	(517) 679-5274	Brandon Bussa	185	\$18,668	\$8,640	1,573	3.11%	7.08%	10.29%
62105	FEDERAL EMP. OF CHIPPEWA COUNTY	Sault Sainte Marie	(906) 632-4210	Sabrina Oshelski	198	\$12,020	\$8,606	1,438	5.24%	1.08%	9.32%
62010	FILER	Manistee	(231) 723-3400	Patty Preuss	71	\$157,568	\$78,185	9,580	9.60%	3.81%	12.29%
68646	FINANCIAL PLUS	Flint	(810) 244-2200	Brad Bergmooser	28	\$569,726	\$340,657	55,665	5.94%	-8.11%	13.59%
61619	FINANCIALEDGE COMMUNITY	Bay City	(989) 892-6088	Jeremy Coberley	107	\$95,015	\$69,673	8,853	3.99%	7.57%	11.67%
61756	FIRST AREA	Saginaw	(989) 781-1430	Lynn McCoy	164	\$30,455	\$18,495	3,861	-0.14%	-1.85%	11.95%
61455	FIRST GENERAL	Norton Shores	(231) 798-4321	Connie Taylor	136	\$54,633	\$31,337	6,163	-1.94%	7.53%	15.15%
68640	FIRST UNITED	Grandville	(616) 532-9067	Mark Richter	150	\$41,062	\$32,202	4,481	10.32%	11.65%	10.03%
13391	FLAGSHIP COMMUNITY	Port Huron	(810) 982-8575	Steven Scandailto	173	\$24,615	\$20,243	3,350	-0.98%	-4.44%	7.79%
24047	FOREST AREA	Fife Lake	(231) 879-4154	Greg Gurka	86	\$127,092	\$81,087	14,180	16.71%	39.49%	13.64%
62044	FOUR FLAGS AREA	Niles	(269) 684-6512	Chandra Ashby	209	\$4,203	\$2,638	782	5.40%	-11.41%	9.13%
61755	FRANKENMUTH	Frankenmuth	(989) 497-1600	Vickie Schmitzer	23	\$740,859	\$597,502	50,464	15.73%	11.65%	9.34%
13355	FRANKFORT COMMUNITY	Frankfort	(231) 352-9392	Jeffery Sandman	195	\$13,549	\$10,597	1,949	1.48%	9.72%	13.73%
60406	FREESTAR FINANCIAL	Mount Clemens	(586) 466-7800	Drema Isaac	57	\$226,675	\$177,163	20,072	4.34%	-1.60%	10.42%
61630	GABRIELS COMMUNITY	Lansing	(517) 484-0601	Malissa Richardson	183	\$19,649	\$14,033	2,092	15.05%	16.07%	11.55%
68536	GENISYS	Auburn Hills	(248) 322-9800	Jackie Buchanan	5	\$2,847,190	\$2,044,968	223,287	10.65%	15.79%	16.62%
6832	GERBER	Fremont	(231) 924-4880	John Buckley	69	\$162,579	\$93,018	14,831	9.17%	8.38%	10.45%
7644	GOBECB COUNTY	Bessemer	(906) 663-4011	Chester Baker	175	\$23,178	\$10,648	4,181	5.15%	14.56%	11.52%
68332	GR CONSUMERS	Wyoming	(616) 538-2810	Tim Kindred	149	\$41,177	\$14,601	3,305	5.85%	0.82%	17.59%
15304	GRACO	Alma	(989) 463-1247	Stacy Grube	182	\$19,968	\$9,987	3,113	4.01%	20.18%	9.25%
5170	GRAND TRUNK BATTLE CREEK EMP.	Battle Creek	(269) 965-1381	Luann Schott	161	\$33,034	\$14,800	2,795	2.40%	-1.33%	18.05%
61986	GRATIOT COMMUNITY	Alma	(989) 463-8321	Brenda Miller	156	\$37,264	\$18,595	6,202	6.21%	-1.66%	9.86%
24874	GREAT LAKES	Bay City	(989) 893-2831	Justin Ebel	144	\$47,377	\$22,713	4,631	-0.85%	-3.27%	10.93%
6102	GREAT LAKES FIRST	Escanaba	(906) 786-4623	Wayne Johnson	121	\$73,862	\$37,037	8,022	2.48%	1.61%	11.36%
62324	GREATER NEW MT. MORIAH BAPTIST CH.	Detroit	(313) 871-0744	Vincent Fields	217	\$338	\$252	195	5.36%	-3.81%	54.93%
62219	H.P.C.	Alpena	(989) 354-4698	John Ritthaler	89	\$123,377	\$63,535	7,788	0.47%	6.21%	15.06%
19274	HARBOR BEACH COMMUNITY	Harbor Beach	(989) 479-3357	Lori Lovejoy	210	\$3,711	\$1,380	650	-6.74%	4.88%	12.22%
62066	HARBORLIGHT	Whitehall	(231) 894-5608	Justin Bamford	93	\$117,117	\$71,148	10,661	5.58%	16.65%	9.45%
20007	HEALTH ADVANTAGE	Saginaw	(989) 791-7070	Laura Crase	81	\$141,820	\$94,693	11,959	6.47%	5.33%	12.15%
63004	HONOR	Berrien Springs	(269) 989-5788	Scott McFarland	14	\$1,009,578	\$805,963	86,480	9.26%	5.74%	11.69%
62167	IM DETROIT DISTRICT	Detroit	(313) 259-5817	Clorine Parker	213	\$1,395	\$15	429	-0.94%	-25.18%	22.12%
5748	INTEGRA FIRST	Powers	(906) 497-5229	Paul Martin	103	\$97,624	\$55,242	11,330	2.97%	-2.25%	10.02%
5123	INTERNATIONAL UAW	Detroit	(313) 926-5281	Fabian Ellis	177	\$23,071	\$6,836	2,652	-0.43%	9.58%	11.68%
5660	IRON MOUNTAIN KINGSFORD COMM.	Kingsford	(906) 774-6020	Scott Dickman	100	\$106,028	\$37,981	11,575	4.62%	-0.64%	13.94%
61318	ISABELLA COMMUNITY	Mt. Pleasant	(989) 773-5927	Jenny Hoyle	84	\$129,432	\$68,468	13,504	6.92%	1.71%	9.94%
68703	JOLT	Saginaw	(989) 799-8744	Alan Watson	44	\$342,573	\$248,924	26,182	0.03%	-0.35%	12.02%
20943	JOURNEY	Saint Johns	(989) 224-9511	Patrick Hunt	85	\$128,018	\$70,413	17,399	9.66%	12.56%	9.89%
61219	KALSEE	Kalamazoo	(269) 382-7800	Matt Lahman	62	\$191,496	\$154,180	22,466	6.95%	2.26%	11.53%
68678	KELLOGG COMMUNITY	Battle Creek	(269) 968-9251	Tracy Miller	25	\$637,246	\$401,561	41,203	21.82%	13.21%	14.58%
8119	KENOWA COMMUNITY	Wyoming	(616) 534-3307	Kathy Meekhof	176	\$23,099	\$14,937	2,714	4.20%	5.43%	13.68%
62249	KENT COUNTY	Grand Rapids	(616) 336-3490	Barbara Page	141	\$48,989	\$26,756	5,308	1.43%	5.39%	11.44%
68632	LAFCU	Lansing	(517) 622-6600	Patrick Spyke	22	\$746,967	\$574,017	67,052	7.55%	14.56%	11.97%
61638	LAKE HURON	Saginaw	(989) 752-5214	Beverly Lee	139	\$52,346	\$39,350	6,822	5.31%	6.07%	11.75%
62514	LAKE MICHIGAN	Grand Rapids	(616) 242-9790	Sandy Jelinski	1	\$6,863,398	\$5,142,126	376,150	14.88%	3.89%	12.89%
65085	LAKE SUPERIOR	Ontonagon	(906) 884-2069	Renee Niemi	206	\$6,403	\$3,713	1,228	3.29%	30.24%	8.74%
62047	LAKE TRUST	Brighton	(888) 267-7200	David Snodgrass	8	\$1,917,933	\$1,517,053	176,322	3.29%	2.40%	10.64%
62170	LAKES COMMUNITY	Lake Orion	(248) 814-4000	Carolyn Chevrier	104	\$96,588	\$61,980	9,683	-2.60%	-10.55%	11.81%
8709	LAKESHORE	Muskegon	(231) 755-1202	Kathy Fearnley	165	\$30,398	\$11,306	2,670	7.62%	1.54%	15.32%
15779	LATVIAN HERITAGE	Grand Rapids	(616) 454-8012	Ivars Petrovskis	208	\$4,220	\$3,110	520	-3.31%	-4.88%	12.82%
60991	LENCO	Adrian	(517) 263-0851	Ben Neal	113	\$85,691	\$64,551	7,759	2.80%	6.41%	11.23%
10083	LIMESTONE	Manistique	(906) 341-5866	Jennifer Watson	146	\$44,291	\$37,196	4,263	-2.89%	1.19%	13.93%
61701	LINCOLN PARK COMMUNITY	Lincoln Park	(313) 389-2300	Crystal Hennig	137	\$54,192	\$10,902	3,637	0.89%	-13.68%	16.49%
7927	LIVE LIFE	Sterling Heights	(586) 268-3720	Karla Haglund	167	\$28,522	\$15,476	1,530	115.19%	71.84%	5.46%
6651	LOC	Farmington	(248) 474-2200	Stephen Grech	55	\$227,183	\$124,497	24,750	4.69%	6.59%	9.33%
18067	MANISTIQUE	Manistique	(906) 621-6914	Thomas Rochefort	170	\$27,344	\$15,095	3,211	3.52%	2.09%	11.71%
7873	MARQUETTE COMMUNITY	Marquette	(906) 228-9850	Jim Lori	114	\$83,244	\$31,126	8,750	3.83%	7.69%	9.08%
62160	MARSHALL COMMUNITY	Marshall	(269) 781-9885	Heather Luciani	56	\$226,939	\$167,846	13,517	15.43%	4.05%	16.75%
61696	MASON COUNTY SCHOOL EMPLOYEES	Ludington	(231) 843-4066	Walter Leinberger	207	\$6,383	\$2,439	609	8.73%	8.37%	18.90%
62393	MEIJER	Grand Rapids	(616) 784-4822	Cathy Ellis	128	\$67,347	\$42,706	13,432	3.96%	-14.00%	10.36%
61404	MEMBERFOCUS COMMUNITY	Dearborn	(313) 581-2002	Jon Elliott	99	\$107,271	\$46,947	8,175	2.19%	13.14%	11.22%
62076	MEMBERS FIRST	Midland	(855) 835-6328	Eric Brubaker	31	\$535,641	\$356,851	58,458	12.03%	8.24%	11.56%
61631	MICHIGAN COASTAL	Muskegon	(231) 777-3620	Kayleigh Dewitt	187	\$18,290	\$13,795	3,235	20.59%	19.25%	10.31%

CH#	CREDIT UNION	CITY	PHONE	CEO	RANK	ASSETS (\$000)	LOANS (\$000)	MEMBERS	SHARE GROWTH	LOAN GROWTH	NET WORTH RATIO
5554	MICHIGAN COLUMBUS	Livonia	(734) 425-5080	Barb Thompson	143	\$47,518	\$24,149	3,817	-1.44%	-1.68%	11.96%
60931	MICHIGAN EDUCATIONAL	Plymouth	(734) 455-9200	Bob Sandercock	19	\$876,012	\$536,468	53,734	5.50%	0.16%	12.37%
60522	MICHIGAN FIRST	Lathrup Village	(248) 443-4600	Michael Poulos	16	\$980,071	\$668,849	161,235	9.50%	0.58%	13.96%
62642	MICHIGAN LEGACY	Pontiac	(248) 334-0568	Carma Peters	59	\$213,817	\$105,917	22,144	3.16%	5.14%	9.86%
62169	MICHIGAN ONE COMMUNITY	Ionia	(616) 527-3900	Timothy Hemenway	83	\$134,484	\$107,081	17,254	12.66%	10.22%	9.28%
62049	MICHIGAN SCHOOLS AND GOVERNMENT	Clinton Township	(586) 263-8800	Peter Gates	6	\$2,370,725	\$1,910,938	135,173	16.33%	14.48%	12.00%
23279	MICHIGAN STATE UNIVERSITY	East Lansing	(517) 333-2424	April Clobes	3	\$4,730,630	\$3,816,676	288,083	12.18%	13.78%	10.45%
8212	MICHIGAN TECH EMPLOYEES	Houghton	(906) 482-5005	David Rautiola	112	\$87,357	\$54,072	9,363	7.00%	15.76%	9.28%
61748	MONROE COUNTY COMMUNITY	Monroe	(734) 242-3222	Mark Radwanski	58	\$222,718	\$119,039	28,162	7.43%	0.55%	10.05%
61999	MONTCALM PUBLIC EMPLOYEES	Edmore	(989) 427-5663	Lisa Longnecker	190	\$15,885	\$5,496	1,736	9.48%	10.62%	18.94%
63289	MOTOR CITY CO-OP	Clinton Township	(586) 228-8484	Steve Andrews	80	\$142,741	\$89,805	17,570	-0.24%	-12.10%	13.54%
7509	MUSKEGON	Muskegon	(231) 722-7285	Janet Herrmann	138	\$53,873	\$20,222	5,162	8.60%	2.68%	11.67%
5982	MUSKEGON CO OP	Muskegon	(231) 726-4871	John Rupert	129	\$64,853	\$51,718	9,881	2.33%	-4.78%	13.84%
11146	MUSKEGON PATTERNMAKERS	Muskegon Hts	(231) 733-1121	Kathryn Vandusen	212	\$2,914	\$1,714	417	-1.28%	4.33%	29.99%
8141	MUSKEGON ST. JOSEPH	Muskegon	(231) 759-7931	Mary Kleinsorge	197	\$12,236	\$7,167	1,514	4.32%	1.54%	14.89%
24030	NEW RISING STAR	Detroit	(313) 823-5084	Robbie Garner	218	\$108	\$16	151	-1.18%	-10.88%	10.65%
61953	NORTH CENTRAL AREA	Houghton Lake	(989) 910-5135	Jacci Pothoof	91	\$119,342	\$51,222	16,496	0.80%	-5.05%	9.95%
5272	NORTHERN LIGHTS COMMUNITY	Chatham	(906) 439-5100	Nicole Maki	202	\$8,083	\$4,140	1,601	-2.16%	1.49%	10.87%
3726	NORTHERN UNITED	Escanaba	(906) 786-0888	Karen Dahl	184	\$19,456	\$8,265	2,263	-0.73%	-5.09%	15.06%
11979	NORTHLAND AREA	Oscoda	(989) 739-1401	Pete Dzuris	35	\$454,926	\$370,030	48,346	6.13%	10.79%	10.03%
8077	NORTHWEST CONSUMERS	Traverse City	(231) 947-7600	Cliff Esckleson	179	\$21,914	\$13,056	2,685	8.09%	-2.27%	12.40%
60105	OMNI COMMUNITY	Battle Creek	(269) 441-1400	Ted Parsons	39	\$423,516	\$244,697	41,562	3.19%	14.25%	14.71%
61495	ONE DETROIT	Detroit	(313) 965-8640	Hank Hubbard	152	\$40,073	\$31,789	12,356	1.73%	14.35%	11.27%
62028	OUR	Royal Oak	(248) 549-3838	Tina Dix	50	\$269,381	\$185,208	22,189	4.05%	20.99%	9.73%
7673	OWOSSO WBC	Owosso	(989) 725-2377	Kelly Bocek	211	\$3,513	\$1,735	846	9.46%	-3.96%	15.97%
21686	PARDA	Rochester	(248) 340-7000	Kimberly Jones	67	\$177,875	\$107,360	15,879	-0.20%	2.84%	14.63%
61985	PARKSIDE	Westland	(734) 525-0700	Janet Thompson	87	\$125,616	\$69,597	14,185	4.95%	4.98%	15.39%
5420	PARKWAY	Redford	(313) 532-6451	Henry Johnson	172	\$24,729	\$7,718	3,013	-1.11%	-4.62%	10.37%
4291	PENINSULA	Escanaba	(906) 789-6400	Jim Veneskey	60	\$197,346	\$160,742	12,525	6.56%	7.74%	10.19%
61068	PEOPLE DRIVEN	Southfield	(248) 263-4100	Renee Demarco	49	\$272,116	\$181,267	23,689	3.93%	7.93%	10.15%
68690	PFCU	Portland	(517) 647-7571	Harvey Hoskins	27	\$577,218	\$411,928	52,154	6.03%	17.43%	11.20%
22280	POLISH-AMERICAN	Troy	(248) 619-0440	John Swidwinski	88	\$125,385	\$86,378	6,724	4.63%	3.86%	11.44%
5116	PORT CITY	Muskegon	(231) 725-3312	Erin Bedwin	163	\$31,236	\$12,694	3,120	3.05%	3.27%	13.02%
62340	PREFERRED	Grand Rapids	(800) 328-4131	John Yeomans	65	\$179,422	\$118,819	24,444	4.80%	4.09%	15.79%
60683	PUBLIC SERVICE	Romulus	(734) 641-8400	Dean Teoudeau	47	\$293,174	\$196,449	32,550	2.10%	-4.16%	12.83%
62123	RIVER VALLEY	Ada	(616) 787-7481	Janelle Franke	110	\$92,195	\$49,709	10,496	-0.13%	6.12%	9.23%
6164	RIVERTOWN COMMUNITY	Grandville	(616) 406-2480	Sean Tubbs	131	\$64,699	\$37,839	6,740	3.41%	-0.04%	15.55%
7921	RIVERVIEW COMMUNITY	Saint Clair	(810) 329-6638	Mark Fisher	162	\$31,261	\$13,960	3,475	5.16%	6.23%	8.71%
21020	ROCK COMMUNITY	Rock	(906) 356-6877	Marla Moore	204	\$6,982	\$2,396	885	-5.96%	-1.49%	8.98%
61988	SAFE HARBOR	Ludington	(231) 843-2323	Adam Johnson	125	\$68,656	\$59,408	6,096	14.07%	12.65%	10.86%
62282	SAGINAW COUNTY EMPLOYEES	Saginaw	(989) 793-9188	Terry Garrison	154	\$37,875	\$15,478	2,996	5.12%	-2.00%	10.11%
61159	SECURITY	Grand Blanc	(810) 235-2322	Christopher Estes	36	\$446,049	\$353,783	52,575	5.72%	6.57%	9.14%
4038	SERVICE 1	Muskegon	(231) 739-5068	Kim Bourdo	78	\$144,957	\$109,335	21,809	25.29%	23.42%	16.28%
24793	SETTLERS	Bruce Crossing	(906) 827-3240	Lisa Lindberg	171	\$24,968	\$16,341	3,548	-2.30%	-0.94%	13.66%
8349	SHORE TO SHORE COMMUNITY	Trenton	(734) 675-3100	Jennifer Guest	133	\$61,314	\$24,175	6,218	4.31%	-0.85%	9.27%
62325	SOO CO-OP	Sault Sainte Marie	(906) 632-5300	Lynda Ellis	64	\$183,925	\$123,794	22,393	4.38%	0.88%	13.93%
62143	SOUTH CENTRAL	Jackson	(517) 787-2220	Terri Papiersky	118	\$77,951	\$36,420	8,159	4.60%	-0.95%	13.12%
7628	SOUTHEAST MICHIGAN STATE EMP.	Southfield	(248) 557-2266	Martin Hansen	155	\$37,422	\$12,703	4,002	3.60%	5.41%	11.45%
60666	SOVITA	Flint	(810) 720-8300	Patrick White	37	\$436,243	\$102,757	19,463	5.40%	-3.06%	15.95%
7219	ST. FRANCIS X	Petoskey	(231) 348-7690	Scott Bingham	76	\$149,740	\$103,222	8,743	6.36%	4.63%	16.18%
7428	STRAITS AREA	Cheboygan	(231) 627-3145	Cindy Harrison	111	\$88,390	\$46,194	12,975	-0.66%	10.79%	10.19%
61995	SUNRISE FAMILY	Bay City	(989) 684-1730	Barbara Weiler	96	\$113,146	\$53,291	15,239	0.32%	-4.77%	9.79%
61879	T&I	Clawson	(248) 588-6688	Kathy Karner	120	\$74,267	\$42,801	3,762	-3.43%	31.00%	20.97%
60423	TAHQUAMENON AREA	Newberry	(906) 293-5117	Chris Ison	132	\$61,472	\$20,957	5,897	1.62%	0.74%	11.54%
4787	TANDEM	Warren	(586) 759-5050	Deirdre Taylor	178	\$22,218	\$7,732	2,847	2.76%	-0.72%	19.01%
61795	TBA	Traverse City	(231) 946-7090	Karen Browne	54	\$231,275	\$155,790	17,780	6.95%	-4.70%	14.22%
62141	TEAM ONE	Saginaw	(989) 754-6575	Gerald Hutto	29	\$569,349	\$421,028	52,386	11.96%	8.09%	10.92%
61791	TEAMSTERS	Detroit	(313) 962-4666	Bobby Walters	192	\$15,227	\$3,589	1,931	3.59%	-4.50%	12.16%
63342	THE LOCAL	Sterling Heights	(586) 264-1212	Joseph Hallman	105	\$96,044	\$47,974	9,520	5.61%	-8.37%	15.11%
62196	THORNAPPLE	Hastings	(269) 948-8369	Amy Byers	157	\$37,151	\$30,754	6,152	14.97%	19.69%	8.29%
60509	TLC COMMUNITY	Adrian	(517) 263-9120	Randy Smith	32	\$525,007	\$282,864	52,341	7.57%	5.86%	15.26%
10099	TORCH LAKE	Laurium	(906) 337-5565	Connie Mikkola	201	\$8,209	\$5,053	1,837	0.95%	4.94%	10.02%
62245	TOTAL COMMUNITY	Taylor	(313) 291-3300	Susette Schirm	123	\$71,207	\$32,241	6,675	4.85%	15.65%	10.23%
6844	TRAVERSE CATHOLIC	Traverse City	(231) 946-6655	Patrick Brady	127	\$67,843	\$45,151	7,899	9.68%	-2.72%	7.25%
62508	TRI-CITIES	Grand Haven	(616) 842-6320	Kim Hall	159	\$33,865	\$20,701	4,019	6.40%	20.79%	12.24%
6332	TRUNORTH	Ishpeming	(906) 485-1210	Steve Smith	74	\$150,879	\$93,738	16,658	2.27%	-0.69%	10.56%
62085	U.P. STATE	Escanaba	(906) 786-1146	Ray Theoret	116	\$80,153	\$46,066	9,389	4.76%	-4.14%	8.75%
8000	UKRAINIAN SELFRELIANCE MICHIGAN	Warren	(586) 756-3300	Andre Vyganski	94	\$115,033	\$21,978	3,860	-0.11%	-4.99%	13.13%
6299	UNIFIED COMMUNITIES	Belleville	(734) 697-4800	M. Camarvon-Lahousse	193	\$15,217	\$7,857	3,012	1.77%	-1.93%	8.89%
6288	UNITED	Saint Joseph	(269) 982-1400	Terry O'Rourke	4	\$2,877,075	\$2,489,689	177,142	9.63%	-1.42%	10.66%
61186	UNITED BAY COMMUNITY	Bay City	(989) 892-4597	Diane Abbonizio	61	\$194,477	\$130,110	18,455	1.47%	2.76%	9.16%



CH#	CREDIT UNION	CITY	PHONE	CEO	RANK	ASSETS (\$000)	LOANS (\$000)	MEMBERS	SHARE GROWTH	LOAN GROWTH	NET WORTH RATIO
62144	UNITED CHURCHES	Taylor	(313) 382-1340	Susan Smith	186	\$18,526	\$5,792	1,482	5.94%	2.53%	8.55%
61657	UNITED FINANCIAL	Saginaw	(989) 777-3620	Barbara Appold	53	\$233,338	\$153,709	27,152	6.57%	9.64%	10.38%
62362	UNITY	Warren	(586) 573-4110	Dennis Moriarity	142	\$48,770	\$9,100	3,863	0.14%	-10.76%	17.43%
61552	UNIVERSITY OF MICHIGAN	Ann Arbor	(734) 662-8200	Tiffany Ford	17	\$953,301	\$754,131	100,104	4.69%	7.19%	9.75%
61522	VIBE	Novi	(248) 886-0144	Tom Reagan	18	\$913,849	\$659,807	66,813	145.71%	145.72%	12.94%
6613	WALLED LAKE SCHOOL	Wolverine Lake	(248) 624-5222	Catherine Hawes	97	\$112,056	\$28,790	5,687	1.43%	-1.54%	12.40%
68578	WANIGAS	Saginaw	(989) 759-5780	Bernie Williams	45	\$338,939	\$219,578	25,637	4.72%	2.45%	14.63%
7633	WARREN MUNICIPAL	Warren	(586) 268-9690	Karen Mollison	188	\$17,529	\$4,787	1,526	3.88%	2.20%	7.47%
6407	WASHTENAW	Ypsilanti	(734) 484-5100	Jason Matley	147	\$43,095	\$29,836	6,371	0.93%	5.66%	8.55%
5928	WAYNE-WESTLAND	Westland	(734) 721-5700	Thelma Dasho	98	\$108,372	\$52,105	11,602	5.15%	9.83%	9.98%
62347	WEST MICHIGAN	Grand Rapids	(616) 451-4567	William Keim	68	\$165,982	\$100,039	15,694	1.95%	7.58%	18.90%
7910	WEST MICHIGAN POSTAL SERVICE	Muskegon	(231) 722-3921	Terrie Bird	205	\$6,557	\$3,991	844	5.66%	-2.04%	10.33%
62316	WESTACRES	West Bloomfield	(248) 363-4376	Heather Milz	203	\$7,325	\$1,388	672	5.86%	-15.04%	12.37%
62073	WESTERN DISTRICTS MEMBERS	Grand Rapids	(616) 241-2516	David Keim	153	\$39,081	\$16,717	3,036	-1.98%	-7.76%	19.54%
65639	WEXFORD COMMUNITY	Cadillac	(231) 775-2081	Julie Rushing	134	\$57,502	\$28,498	9,416	1.85%	-3.62%	8.69%
60057	WILDFIRE	Saginaw	(989) 249-8200	Tim Benecke	20	\$844,894	\$524,057	48,972	9.25%	4.91%	12.37%
62203	WOLVERINE STATE	Alpena	(989) 356-1880	Nick Montie	101	\$103,627	\$62,603	9,770	0.56%	4.54%	11.47%
62426	ZEAL	Livonia	(734) 522-3700	Julie Kreinbring	26	\$613,902	\$374,388	66,185	1.43%	1.98%	15.33%

MINNESOTA CREDIT UNIONS | DATA AS OF 12.31.19

	2015	2016	2017	2018	2019	2019 Growth	5-Year CAGR
<b>Number of Credit Unions</b>	<b>123</b>	<b>121</b>	<b>114</b>	<b>107</b>	<b>101</b>	<b>-5.61%</b>	<b>-3.86%</b>
<b>Number of Members</b>	1,645,157	1,681,366	1,742,646	1,806,065	1,884,952	<b>4.37%</b>	<b>2.76%</b>
<b>Total Assets (\$000)</b>	\$20,099,226	\$21,292,145	\$22,461,051	\$23,966,645	\$25,904,790	<b>8.09%</b>	<b>5.21%</b>
<b>Total Shares (\$000)</b>	\$17,442,589	\$18,486,895	\$19,489,082	\$20,529,603	\$22,107,535	<b>7.69%</b>	<b>4.85%</b>
<b>Total Loans (\$000)</b>	\$12,762,072	\$14,160,511	\$15,763,786	\$17,543,645	\$19,213,081	<b>9.52%</b>	<b>8.53%</b>
<b>Total Capital (\$000)</b>	\$2,251,254	\$2,393,947	\$2,599,277	\$2,782,324	\$3,114,386	<b>11.93%</b>	<b>6.71%</b>

CH#	CREDIT UNION	CITY	PHONE	CEO	RANK	ASSETS (\$000)	LOANS (\$000)	MEMBERS	SHARE GROWTH	LOAN GROWTH	NET WORTH RATIO
60798	ACCENTRA	Austin	(507) 433-1829	Paul Knorr	34	\$142,246	\$110,920	16,153	3.12%	1.23%	10.23%
60264	AE GOETZE EMPLOYEES	Lake City	(651) 345-5210	John Rutz	94	\$4,292	\$2,877	1,055	-7.96%	-0.51%	9.72%
24362	AFFINITY PLUS	Saint Paul	(651) 312-9252	Dave Larson	2	\$2,399,512	\$2,128,315	208,855	9.84%	9.88%	9.79%
64304	ALEXANDRIA SCHOOLS EMPLOYEES	Alexandria	(302) 762-6533	Craig Andrews	88	\$5,674	\$4,852	974	26.20%	16.04%	17.88%
60148	ANOKA HENNEPIN	Coon Rapids	(763) 422-0290	Jeff Claussen	21	\$202,207	\$117,799	17,793	4.67%	6.04%	9.43%
60466	ASSOCIATED HEALTHCARE	Saint Paul	(651) 383-4000	Theresa Malone	40	\$119,757	\$88,655	13,065	4.75%	7.18%	11.34%
64186	AUSTIN CITY EMPLOYEES	Austin	(507) 433-6580	Marilyn Hansen	81	\$9,148	\$4,921	843	-7.88%	9.05%	15.32%
60436	BRAINERD B. N.	Brainerd	(218) 829-9065	Kaycie Mogensen	46	\$80,110	\$49,624	6,916	7.58%	2.88%	11.58%
24414	BUILDING TRADES	Maple Grove	(763) 315-3888	Bill Daehn	32	\$156,057	\$95,546	17,520	4.77%	6.72%	12.19%
24676	CARPENTERS	Saint Paul	(651) 646-8827	Kimberly Waite	62	\$35,002	\$13,994	20,667	5.27%	6.09%	9.60%
68469	CATHOLIC UNITED FINANCIAL	Saint Paul	(651) 765-4132	Terri Maloney	71	\$18,379	\$13,754	3,428	9.02%	13.45%	13.08%
60360	CENTRAL HANNA EMPLOYEES	Keewatin	(218) 778-6833	Patrick Pierce	96	\$3,150	\$2,354	659	-4.52%	11.06%	23.25%
68604	CENTRAL MINNESOTA	Melrose	(320) 256-3669	Chuck Friederichs	7	\$1,201,922	\$951,973	69,656	11.84%	6.06%	15.47%
68685	CENTRICITY	Hermantown	(218) 729-7733	Doug Ralston	31	\$161,055	\$128,334	16,579	7.72%	13.78%	11.61%
63109	CITIES	Vadnais Heights	(651) 426-3773	Mike Enright	67	\$30,249	\$17,277	2,738	3.40%	1.37%	8.70%
60255	CITY & COUNTY	Saint Paul	(651) 225-2700	Patrick Pierce	9	\$893,592	\$550,954	62,655	63.98%	77.17%	11.90%
24679	CITY AND COUNTY EMPLOYEES	Albert Lea	(507) 373-7200	Brady Jones	69	\$19,798	\$5,875	1,814	0.11%	1.75%	12.44%
62419	CO-OP CREDIT UNION OF MONTEVIDEO	Montevideo	(320) 269-2117	Kayla Reiffenberger	19	\$214,823	\$169,541	14,756	10.36%	11.90%	15.79%
68389	CROW WING POWER	Brainerd	(218) 829-2827	Brian Finch	43	\$85,280	\$56,544	5,389	2.38%	8.48%	8.72%
61624	DAWSON CO-OP	Dawson	(320) 769-2908	John Nevins	25	\$185,794	\$139,931	6,263	11.13%	1.16%	17.52%
60388	DEER RIVER COOPERATIVE	Deer River	(218) 246-8777	Mary Goggleye	70	\$18,941	\$14,240	2,109	3.24%	3.69%	11.28%
61726	DIVERSIFIED	Minneapolis	(612) 321-5300	Scott Pentila	61	\$35,988	\$31,852	3,063	-2.95%	-7.70%	8.99%
60750	DULUTH FIRE DEPARTMENT	Duluth	(218) 723-8357	Tim Aune	90	\$4,985	\$3,226	320	-1.22%	11.59%	21.12%
64359	DULUTH POLICE DEPARTMENT EMP.	Duluth	(218) 730-5140	Thomas Ehle	77	\$10,557	\$4,238	718	-0.70%	7.94%	12.57%
62950	EATON EMPLOYEES	Eden Prairie	(952) 937-7175	Ann Healey-Allen	98	\$2,614	\$1,984	391	7.21%	-4.10%	10.91%
63988	ELECTRIC MACHINERY EMPLOYEES	Minneapolis	(612) 378-8100	Greg Ericson	80	\$9,181	\$5,346	1,155	8.14%	0.10%	24.06%
63398	ELY AREA	Ely	(218) 365-3131	Mark Kregelberg	56	\$43,581	\$18,310	4,432	0.39%	7.00%	14.04%
4708	EMBARRASS VERMILLION	Aurora	(218) 229-2048	Roxanne Jensen	60	\$38,691	\$29,945	4,049	6.58%	12.73%	13.51%
24612	FAIRMONT SCHOOL EMPLOYEES	Fairmont	(507) 235-5060	Jerry Brooks	97	\$2,684	\$2,514	500	4.43%	8.37%	11.37%
22132	FARM CREDIT EMPLOYEES	Saint Paul	(651) 282-8880	Brian Lueth	72	\$16,952	\$12,173	1,379	15.41%	1.38%	9.30%
64703	FEDERATED EMPLOYEES	Owatonna	(507) 455-5200	Annette Arndt	54	\$45,259	\$31,570	4,821	5.35%	11.58%	15.20%
64287	FINANCIAL ONE	Columbia Heights	(763) 755-8900	Ross Bloomquist	33	\$148,216	\$126,029	9,630	13.87%	1.36%	8.46%
24297	FIREFLY	Burnsville	(952) 736-5000	Dale Turner	4	\$1,379,124	\$1,182,432	83,628	7.38%	7.78%	10.03%
62872	FIRST ALLIANCE	Rochester	(507) 288-0330	Michael Rosek	20	\$207,941	\$159,786	16,906	13.55%	6.87%	10.44%
64089	FIRST PACE	West St Paul	(651) 451-8495	Jennifer Tiedman	82	\$8,695	\$7,005	1,061	-2.24%	10.99%	20.89%
66867	FULDA AREA	Fulda	(507) 425-2544	Chad Herrihew	36	\$121,645	\$97,492	10,262	2.35%	-3.16%	9.98%
24632	GREAT RIVER	Saint Cloud	(320) 252-5393	Brant Michick	24	\$188,892	\$125,441	15,352	5.63%	6.99%	10.22%
64959	H.B.I. EMPLOYEES	Saint Paul	(651) 642-4490	Karen Fleming	83	\$8,009	\$3,195	1,076	-1.09%	-7.74%	13.08%
60207	HARBOR POINTE	Duluth	(218) 722-9242	Rick Lappi	38	\$120,422	\$87,131	8,110	7.10%	13.47%	10.04%
64168	HEARTLAND	Inver Grove Hts.	(651) 451-5160	Kathleen Harrington	37	\$121,610	\$81,972	11,100	3.60%	1.01%	10.71%
60164	HIBBING COOPERATIVE	Hibbing	(218) 263-8815	Waylon Vitters	45	\$83,064	\$25,490	8,284	3.17%	18.62%	12.62%
24360	HIWAY	Saint Paul	(651) 291-1515	Dave Boden	6	\$1,237,913	\$856,468	77,532	11.63%	5.58%	11.16%
21669	HOMETOWN	Owatonna	(507) 451-3798	Kim Westphal	29	\$175,311	\$148,376	19,133	10.29%	14.05%	9.35%
62978	IDEAL	Woodbury	(651) 770-7000	Brian Sherrick	11	\$763,132	\$594,444	49,196	4.43%	4.26%	10.84%
60221	JOSTEN EMPLOYEES	Owatonna	(507) 455-6309	Therese Wagaman	100	\$1,084	\$865	358	3.75%	-5.54%	34.22%
63891	LATVIAN	Minneapolis	(612) 722-5004	Santa Kalnite	91	\$4,721	\$4,380	659	-1.90%	11.74%	11.78%
24748	MAYO EMPLOYEES	Rochester	(507) 535-1460	Mary Hansen	8	\$1,026,124	\$554,680	64,105	6.11%	11.21%	12.13%
60216	MEMBERS COOPERATIVE	Duluth	(218) 625-8500	Tammy Heikkinen	10	\$796,073	\$625,873	52,808	8.20%	5.14%	11.90%
64999	METROPOLITAN SERVICES	Saint Paul	(651) 602-8105	Crystal Rytick	78	\$10,305	\$5,679	920	-2.94%	-6.75%	8.59%
20194	MID MINNESOTA	Baxter	(218) 829-0371	Chuck Albrecht	13	\$408,945	\$351,479	46,736	9.75%	8.86%	9.26%
60958	MIDLAND CO-OP	Minneapolis	(763) 572-1368	Rebecca Lindman	79	\$9,310	\$4,497	1,453	-3.10%	5.07%	11.13%
63639	MINNCO	Cambridge	(763) 689-1071	Doug Hallstrom	15	\$326,040	\$204,791	28,883	6.87%	4.40%	10.43%
63977	MINNESOTA CATHOLIC	Little Canada	(651) 484-0265	David Sawin	63	\$32,312	\$23,230	3,008	-3.82%	14.09%	9.33%
60377	MINNESOTA POWER EMPLOYEES	Duluth	(218) 336-1800	Debora Almirall	42	\$97,434	\$64,956	6,221	1.04%	-1.89%	17.38%
19440	MINNESOTA VALLEY	Mankato	(507) 387-3055	Nick Meyer	27	\$182,880	\$109,545	15,575	8.87%	7.27%	10.15%
63258	MOWER COUNTY CATHOLIC PARISHES	Austin	(507) 433-4608	Jessica Johnson	88	\$5,674	\$3,289	885	9.01%	14.17%	16.20%
64518	MOWER COUNTY EMPLOYEES	Austin	(507) 437-6360	Stephanie Riles	84	\$7,567	\$6,134	694	37.72%	48.54%	16.06%
16248	NORTH MEMORIAL	Robbinsdale	(763) 367-7700	Dana Garrett	59	\$39,458	\$28,079	4,398	2.36%	2.32%	10.28%

CH#	CREDIT UNION	CITY	PHONE	CEO	RANK	ASSETS (\$000)	LOANS (\$000)	MEMBERS	SHARE GROWTH	LOAN GROWTH	NET WORTH RATIO
18473	NORTH SHORE	Silver Bay	(218) 226-4401	Cassie Ernest	28	\$179,852	\$137,060	10,647	5.71%	-0.18%	15.44%
60689	NORTH STAR	Cook	(218) 666-5940	Rich Crettol	50	\$59,704	\$52,646	5,675	13.72%	11.72%	10.14%
64655	NORTHERN COMMUNITIES	Duluth	(218) 279-3200	Trina Hoff	48	\$75,737	\$53,893	6,435	2.03%	4.61%	10.03%
24852	NORTHERN EAGLE	Nett Lake	(218) 757-0299	Corey Strong	101	\$749	\$503	712	-5.63%	7.31%	14.32%
24701	NORTHERN ENERGY	Mankato	(507) 387-9685	Darci Depoppe	87	\$6,279	\$5,165	1,100	15.93%	14.69%	16.88%
62733	NORTHERN STATES POWER - ST. PAUL	Saint Paul	(651) 229-2221	Charlie Yenni	57	\$43,299	\$23,858	3,157	-2.81%	-2.36%	16.30%
61257	NORTHTRIDGE COMMUNITY	Hoyt Lakes	(218) 471-2121	Nicholas Mathiowetz	51	\$55,501	\$46,580	6,125	24.56%	38.08%	13.41%
62847	NORTHWOODS	Cloquet	(218) 879-4181	Douglas Wolf	39	\$120,166	\$98,656	10,717	6.85%	5.91%	10.43%
65063	NOVATION	Oakdale	(651) 739-8080	Kristi Mukomela	30	\$162,519	\$135,522	15,552	13.68%	1.36%	8.11%
64343	OTTER TAIL	Fergus Falls	(218) 736-5528	David West	73	\$13,626	\$5,771	2,333	-12.63%	12.97%	10.56%
63157	PIPEFITTERS-STEAMFITTERS	Woodbury	(651) 227-0771	Jen Davis	55	\$44,437	\$23,942	3,231	12.76%	5.77%	10.61%
19960	PROCTOR	Proctor	(218) 624-5761	David Horak	53	\$47,576	\$40,212	6,536	15.83%	16.55%	10.26%
6144	RED LAKE CO OP	Red Lake Falls	(218) 253-2775	Lori Hagl	85	\$6,839	\$4,508	1,512	-0.63%	5.69%	10.76%
61778	RED WING	Red Wing	(651) 388-7133	Aaron DeJong	41	\$111,744	\$68,692	8,179	7.17%	16.86%	11.91%
60125	RICHFIELD-BLOOMINGTON	Bloomington	(612) 798-7100	Gregory Worthen	16	\$307,549	\$206,035	22,559	1.91%	25.61%	8.49%
65448	RIVERVIEW	South Saint Paul	(651) 224-4631	Julia Havens	86	\$6,344	\$4,140	595	11.99%	-9.72%	16.91%
60242	SHARE ADVANTAGE	Duluth	(218) 740-2221	Kellee Lueck Schafer	52	\$47,938	\$33,505	4,015	9.93%	15.72%	9.08%
63098	SHAREPOINT	Bloomington	(952) 930-0700	Phil Kopsischke	18	\$240,631	\$185,906	22,290	2.64%	1.29%	12.22%
68676	SMW	Lino Lakes	(651) 747-1500	Steve Hauser	47	\$78,078	\$54,574	7,114	-3.62%	-13.83%	10.33%
24482	SOUTH METRO	Prior Lake	(952) 445-0888	Don Crofut	35	\$123,673	\$90,842	4,502	6.32%	2.72%	9.97%
68667	SOUTHPOINT FINANCIAL	Sleepy Eye	(507) 794-6712	Jay Gostonczik	14	\$369,032	\$289,787	23,837	4.72%	3.95%	13.18%
68651	SPIRE	Falcon Heights	(651) 215-3500	Dan Stoltz	5	\$1,242,853	\$1,009,077	123,133	15.23%	10.91%	9.23%
68697	ST. CLOUD FINANCIAL	Saint Cloud	(320) 252-2634	Jed Meyer	22	\$202,109	\$153,958	22,914	12.14%	15.27%	9.10%
24358	ST. PAUL	Saint Paul	(651) 772-8744	Thomas Glatt	26	\$185,580	\$147,739	12,701	2.90%	1.57%	13.60%
5991	ST. THOMAS EMPLOYEE	Saint Paul	(651) 962-6660	Anthony Erickson	95	\$3,556	\$2,685	990	-9.30%	12.56%	12.24%
64706	STAR CHOICE	Bloomington	(952) 698-7228	Scott Olson	49	\$64,237	\$53,998	6,346	13.55%	0.81%	8.65%
61824	TEAMSTERS	Blaine	(763) 267-6300	Andrea Adams	76	\$11,850	\$8,408	1,998	6.91%	-2.00%	8.92%
24568	TOPLINE	Maple Grove	(763) 391-9494	Tom Smith	12	\$470,364	\$378,884	44,759	4.19%	9.66%	10.47%
21644	TORO EMPLOYEES	Bloomington	(952) 887-8041	Grant Johnson	65	\$30,519	\$24,877	3,123	6.51%	1.98%	13.99%
24674	TRADES & LABOR	Albert Lea	(507) 377-1863	Peggy Manges	74	\$13,380	\$11,391	2,403	5.68%	12.57%	11.14%
24539	TRANSIT OPERATIONS	Minneapolis	(612) 338-9985	Joann Schultz	93	\$4,550	\$1,149	744	2.43%	10.99%	14.78%
24626	TRUSTAR	International Falls	(218) 283-2000	Dale Johnson	17	\$251,195	\$181,200	16,291	7.90%	2.76%	15.42%
24354	TRUSTONE FINANCIAL	Plymouth	(763) 544-1517	Tim Bosiaccki	3	\$1,553,647	\$1,178,053	107,488	14.94%	11.75%	10.88%
5721	TWO HARBORS	Two Harbors	(218) 834-2266	Randy Willert	44	\$83,710	\$54,041	4,517	7.80%	4.25%	14.94%
62964	UNITED EDUCATORS	Mendota Heights	(651) 264-0669	Paul Dammann	23	\$193,486	\$129,774	16,369	3.90%	-4.88%	10.14%
60263	UNITED EMPLOYEES	Albert Lea	(507) 377-1616	Matt Maras	58	\$41,711	\$19,903	4,589	1.59%	4.53%	13.27%
63965	VIRGINIA COOP	Virginia	(218) 741-5644	Donald Rausch	68	\$26,760	\$15,444	3,154	2.57%	3.99%	9.47%
6040	WADENA	Wadena	(218) 631-1401	Kim Pexsa	75	\$12,398	\$2,651	1,500	-11.44%	1.57%	26.88%
24579	WAKOTA	South St Paul	(651) 451-3330	Mary Matheson	64	\$32,147	\$19,525	3,952	6.11%	-3.10%	7.77%
62726	WEST METRO SCHOOLS	Hopkins	(952) 988-4165	Crystal Schuman	66	\$30,501	\$18,676	2,583	3.51%	5.25%	19.37%
17749	WHITE EARTH RESERVATION	Mahnomen	(218) 935-0862	Lincoln Mcarthur	99	\$1,763	\$1,399	1,408	-0.86%	28.15%	16.34%
68601	WINGS FINANCIAL	Apple Valley	(952) 997-8000	Frank Weidner	1	\$5,633,125	\$3,945,116	287,624	8.02%	21.21%	13.32%
5781	ZIEGLER	Bloomington	(952) 885-8183	Valerie Lembke	92	\$4,696	\$1,249	855	12.16%	15.65%	16.35%

MISSISSIPPI CREDIT UNIONS | DATA AS OF 12.31.19

	2015	2016	2017	2018	2019	2019 Growth	5-Year CAGR
<b>Number of Credit Unions</b>	81	78	76	74	72	-2.70%	-2.33%
<b>Number of Members</b>	595,760	612,770	636,632	662,809	674,128	1.71%	2.50%
<b>Total Assets (\$000)</b>	\$5,056,921	\$5,296,314	\$5,536,949	\$5,731,140	\$6,090,090	6.26%	3.79%
<b>Total Shares (\$000)</b>	\$4,311,773	\$4,515,003	\$4,678,662	\$4,847,343	\$5,120,196	5.63%	3.50%
<b>Total Loans (\$000)</b>	\$2,667,934	\$2,942,264	\$3,340,266	\$3,863,897	\$4,199,737	8.69%	9.50%
<b>Total Capital (\$000)</b>	\$699,811	\$737,524	\$789,680	\$837,898	\$908,364	8.41%	5.36%

CH#	CREDIT UNION	CITY	PHONE	CEO	RANK	ASSETS (\$000)	LOANS (\$000)	MEMBERS	SHARE GROWTH	LOAN GROWTH	NET WORTH RATIO
21073	1ST MISSISSIPPI	Meridian	(601) 693-6873	Rebecca Cooper	16	\$59,456	\$19,418	9,579	-0.85%	6.91%	32.02%
19538	AMPOT	Hamilton	(662) 343-8793	Renelda Goode	44	\$9,947	\$6,256	1,397	6.30%	13.73%	21.73%
24897	ARMSTRONG	Jackson	(601) 960-5240	Linda Alford	60	\$2,871	\$1,949	366	12.32%	-7.33%	17.46%
16699	BILOXI TEACHERS	Biloxi	(228) 436-5126	John Welter	45	\$9,552	\$2,705	1,502	-3.65%	3.33%	11.69%
6527	BRIGHTVIEW	Ridgeland	(601) 977-9468	Dawn Parks	26	\$21,828	\$12,378	3,039	-10.34%	12.33%	11.80%
18150	CAMP SHELBY	Hattiesburg	(601) 544-5421	Denise Collier	27	\$21,401	\$14,121	2,297	9.32%	8.21%	19.89%
24668	CENTURYFIRST	Hattiesburg	(601) 450-4114	John Harmond	18	\$49,034	\$37,944	7,047	16.28%	25.38%	11.11%
22314	CHOCTAW	Choctaw	(601) 656-0055	Sandy Balderas	63	\$2,541	\$2,319	1,918	6.91%	23.73%	28.31%
17715	CITIZENS CHOICE	Natchez	(601) 442-5888	Patricia Smith	70	\$1,047	\$360	562	1.59%	-18.26%	23.62%
24881	CM	Columbus	(662) 327-3030	Casey Halbert	35	\$11,683	\$7,485	1,847	6.50%	29.06%	18.75%
9567	COMMFIRST	Jackson	(601) 938-1213	Sheila Bridges	36	\$11,650	\$7,114	2,318	1.76%	-2.24%	18.34%
24905	COMMUNITY PARTNERS	Newton	(601) 683-3322	Deloris Little	57	\$4,742	\$2,212	2,072	-13.23%	1.84%	13.51%
24893	DELTA	Greenville	(662) 332-7184	Barbara Rodgers	53	\$5,541	\$2,363	1,267	-2.63%	-4.87%	22.09%
48	EAGLE EXPRESS	Jackson	(601) 355-6363	Katie Nelson	17	\$59,190	\$21,477	4,028	-1.30%	3.08%	22.47%
24883	ECM	Ridgeland	(601) 605-8600	Jennifer Lovett	25	\$21,967	\$8,307	1,996	-1.17%	1.10%	12.79%
24890	ELEVATOR	Olive Branch	(662) 895-2964	Pamela Collier	31	\$16,256	\$5,951	1,882	1.62%	-0.94%	15.64%
24900	ELLISVILLE STATE SCHOOL EMPLOYEES	Ellisville	(601) 477-5635	Debra Perkins	64	\$2,220	\$404	538	-3.52%	-10.54%	26.33%
18515	FERGUSON	Tylertown	(601) 587-4037	Vernon Clevenger	14	\$81,829	\$65,510	9,677	0.26%	-5.45%	11.66%
16435	FIRST NESHOPA	Philadelphia	(601) 656-1183	Jackie Long	30	\$16,598	\$6,278	3,462	2.26%	9.50%	14.48%
24859	FIRST UNITY	McComb	(601) 680-4419	Sam Hall	49	\$6,545	\$5,506	2,520	15.56%	14.14%	4.14%
14193	FORREST COUNTY TEACHERS	Hattiesburg	(601) 584-7331	Deron Hall	72	\$238	\$106	281	3.66%	-14.59%	5.91%
242	GULF COAST COMMUNITY	Gulfport	(228) 539-7029	Lisa Graham	12	\$101,900	\$71,856	11,659	0.26%	-1.43%	18.42%
24908	GULF TRUST	Pascagoula	(228) 762-0659	Betty Hutchinson	23	\$26,166	\$16,738	3,546	0.02%	3.03%	15.62%
8593	HARRISON COUNTY P O E	Biloxi	(228) 896-0038	Amy Olier	52	\$5,584	\$2,438	791	4.79%	-12.73%	13.06%
5930	HEALTHPLUS	Jackson	(601) 354-6633	Stephen Hopkins	50	\$6,503	\$4,474	2,553	14.26%	9.48%	7.33%
24829	HOPE	Jackson	(601) 944-1100	Bill Bynum	3	\$307,051	\$238,771	50,381	-3.22%	5.94%	9.74%
19253	ISSAQUENA COUNTY	Mayersville	(662) 873-4393	Sherida Stovall	68	\$1,230	\$435	471	-6.97%	8.93%	13.33%
8445	JACKSON AREA	Jackson	(601) 922-7055	Gary Fairley	15	\$78,675	\$34,663	14,221	3.17%	2.41%	12.42%
7684	JPFCE	Jackson	(601) 559-6100	Alisha Phillips	69	\$1,120	\$847	203	-12.64%	-10.22%	21.94%
5561	KEESLER	Biloxi	(228) 385-5500	Andrew Swoger	1	\$3,038,779	\$2,406,482	247,830	11.48%	15.07%	14.49%
224	MAGNOLIA	Jackson	(601) 977-8300	Michael Waylett	9	\$128,791	\$82,962	20,359	-3.35%	-10.28%	16.61%
4090	MCCOMB	McComb	(601) 684-7764	Laura Burris	41	\$10,113	\$3,091	1,853	-3.95%	-4.22%	10.86%
60598	MEMBERS EXCHANGE	Jackson	(601) 922-3350	Mitzi Tate	11	\$112,227	\$59,712	15,349	-1.54%	0.16%	18.38%
14824	MEMORIAL	Gulfport	(228) 865-3142	John Curry	47	\$8,389	\$3,717	1,674	-0.96%	2.84%	26.05%
15377	MERIDIAN MISSISSIPPI ANG	Meridian	(604) 483-7307	Darlene Wilkerson	28	\$20,832	\$9,161	1,398	6.48%	7.20%	11.11%
8433	MERIDIAN MUTUAL	Meridian	(601) 693-1900	Debbie Smith	19	\$41,106	\$12,931	6,388	3.36%	6.95%	15.16%
24894	MERIDIAN POSTAL	Meridian	(601) 693-7413	Linda Payne	56	\$4,885	\$1,032	465	-3.88%	8.91%	19.89%
24884	MID DELTA	Indianola	(662) 887-4347	Faye Vance	65	\$1,857	\$890	1,406	7.22%	11.45%	29.83%
24585	MISSISSIPPI	Jackson	(601) 351-9200	Mike Lightsey	10	\$128,484	\$80,554	21,803	3.74%	4.10%	13.49%
24273	MISSISSIPPI CENTRAL	Morton	(601) 732-8887	Nellie Gray	59	\$3,557	\$3,277	928	7.02%	2.43%	23.51%
24895	MISSISSIPPI COLLEGE EMPLOYEES	Clinton	(601) 925-3895	Angela Poole	61	\$2,803	\$839	210	-13.21%	12.48%	18.96%
8052	MISSISSIPPI DHS	Jackson	(601) 354-6544	Joey Minton	46	\$8,450	\$4,079	2,012	5.08%	-10.67%	18.71%
24891	MISSISSIPPI FARM BUREAU EMP.	Jackson	(601) 981-7422	Candi Mitchell	32	\$15,313	\$4,357	1,287	0.63%	5.31%	12.69%
16327	MISSISSIPPI HIGHWAY SAFETY PATROL	Jackson	(601) 987-1290	Tracy Burleigh	37	\$11,357	\$4,525	1,377	-1.62%	2.13%	22.40%
14805	MISSISSIPPI NATIONAL GUARD	Jackson	(601) 932-5194	Vickie Bourne	22	\$26,517	\$21,800	2,472	27.72%	16.89%	8.53%
63442	MISSISSIPPI PUBLIC EMPLOYEES	Jackson	(601) 948-8191	Debbie Cox	24	\$24,219	\$9,083	6,334	0.95%	0.73%	15.75%
15108	MUNA	Meridian	(601) 693-8563	Bo Pittman	20	\$35,091	\$19,164	5,557	-2.29%	13.87%	11.95%
63584	MUTUAL	Vicksburg	(601) 636-7523	Michael Mathews	5	\$216,098	\$101,595	21,422	3.14%	3.62%	12.21%
16770	MUW EMPLOYEES	Columbus	(662) 327-2500	Tova Hamm	58	\$4,151	\$1,450	860	9.89%	-26.41%	10.38%
23900	N. MISSISSIPPI HEALTH SERVICES EMP.	Tupelo	(662) 377-3235	Daphne Burson	33	\$12,506	\$7,296	3,103	-3.00%	37.35%	15.16%
24896	NATCHEZ EDUCATORS	Natchez	(601) 445-2851	Teresa Ford	67	\$1,310	\$598	515	-11.26%	24.81%	42.32%
63637	NAVIGATOR	Pascagoula	(228) 475-7300	Sonya Jarvis	2	\$328,794	\$221,119	45,351	-1.66%	-14.86%	13.52%
16449	NORTHEAST MISSISSIPPI	Amory	(662) 256-9697	Sandra Vaughan	51	\$6,396	\$5,370	980	-6.42%	-2.81%	14.32%
8840	OLD SOUTH	Natchez	(601) 442-4382	Stacy McCann	29	\$17,087	\$6,073	2,835	1.91%	1.79%	15.64%
24880	PEARL MUNICIPAL	Pearl	(601) 939-3126	Karen Williams	66	\$1,553	\$848	593	3.40%	31.37%	19.74%
4799	PINE BELT	Hattiesburg	(601) 583-3242	Bobby Green	34	\$11,734	\$7,221	1,871	3.08%	6.20%	31.93%
473	RIVERTRUST	Pearl	(601) 664-2085	Kevin Long	7	\$164,252	\$59,279	8,451	-1.10%	10.01%	16.43%
6370	SECURTRUST	Southaven	(662) 890-8760	Martha Rushing	21	\$28,319	\$21,126	3,027	11.49%	0.76%	20.67%

CH#	CREDIT UNION	CITY	PHONE	CEO	RANK	ASSETS (\$000)	LOANS (\$000)	MEMBERS	SHARE GROWTH	LOAN GROWTH	NET WORTH RATIO
9974	SHELBY-BOLIVAR COUNTY	Boyle	(662) 843-0060	Barbara Black	62	\$2,717	\$1,101	1,961	21.27%	7.44%	22.13%
8694	SINGING RIVER	Moss Point	(228) 475-9531	James Smith	6	\$212,714	\$189,755	20,107	-1.12%	1.75%	9.91%
24885	SOUTHERN COASTAL	Biloxi	(228) 432-0284	Alison Lynd	43	\$10,017	\$7,755	1,479	3.10%	-3.01%	19.90%
6369	STATEWIDE	Flowood	(601) 420-5535	Casey Bacon	8	\$134,294	\$79,763	19,005	2.50%	12.58%	9.09%
8905	SUNBELT	Hattiesburg	(601) 649-7181	Chris Hammond	4	\$226,245	\$104,295	37,129	4.29%	10.67%	19.25%
24886	THE NEW HORIZONS	West Point	(662) 494-7700	Vickie Bagwell	39	\$10,777	\$6,759	3,745	-0.90%	31.45%	18.14%
17681	TOMBIGBEE	Amory	(662) 256-2791	Carolyn Logan	54	\$5,239	\$2,292	1,089	-5.96%	-7.29%	16.86%
5780	TREASURY EMPLOYEES	Jackson	(601) 355-5411	Dan Quinn	42	\$10,088	\$1,245	497	-1.24%	26.17%	9.82%
13334	TRIANGLE	Columbus	(662) 434-6052	John Gibbons	13	\$83,895	\$37,346	12,824	2.40%	4.27%	11.15%
16590	TWIN STATES	Columbus	(662) 327-7666	Melissa Carter	48	\$7,479	\$5,681	1,853	-3.26%	-13.06%	7.48%
24745	UNITED METHODIST OF MISSISSIPPI	Booneville	(662) 462-7585	Marilyn Rowland	71	\$769	\$437	291	-12.00%	-9.64%	7.83%
24879	VALLEY GAS EMPLOYEES	Jackson	(601) 362-7623	Guylean Cooper	55	\$4,941	\$1,301	482	-12.71%	19.71%	30.93%
24892	VICKSBURG RAILROAD	Vicksburg	(601) 638-3134	David Bell	38	\$10,843	\$6,993	1,159	-1.05%	1.23%	35.14%
24876	VICKSWOOD	Vicksburg	(601) 636-4434	Jerry Hicks	40	\$10,737	\$3,998	1,377	-2.61%	14.74%	23.74%

MISSOURI CREDIT UNIONS | DATA AS OF 12.31.19

	2015	2016	2017	2018	2019	2019 Growth	5-Year CAGR
<b>Number of Credit Unions</b>	<b>123</b>	<b>118</b>	<b>114</b>	<b>109</b>	<b>107</b>	<b>-1.83%</b>	<b>-2.75%</b>
<b>Number of Members</b>	1,245,702	1,266,251	1,292,703	1,321,736	1,337,349	<b>1.18%</b>	<b>1.43%</b>
<b>Total Assets (\$000)</b>	\$10,366,773	\$10,809,948	\$11,268,911	\$11,633,228	\$12,484,880	<b>7.32%</b>	<b>3.79%</b>
<b>Total Shares (\$000)</b>	\$9,087,686	\$9,434,812	\$9,800,891	\$10,054,570	\$10,771,877	<b>7.13%</b>	<b>3.46%</b>
<b>Total Loans (\$000)</b>	\$6,538,320	\$6,956,982	\$7,536,058	\$8,124,969	\$8,587,506	<b>5.69%</b>	<b>5.60%</b>
<b>Total Capital (\$000)</b>	\$1,093,119	\$1,134,902	\$1,179,486	\$1,247,349	\$1,356,740	<b>8.77%</b>	<b>4.42%</b>

CH#	CREDIT UNION	CITY	PHONE	CEO	RANK	ASSETS (\$000)	LOANS (\$000)	MEMBERS	SHARE GROWTH	LOAN GROWTH	NET WORTH RATIO
24774	1ST FINANCIAL	Wentzville	(636) 916-8300	Carol Minges	12	\$252,485	\$216,080	35,104	4.98%	-0.16%	9.88%
67695	ACADEMIC EMPLOYEES	Columbia	(573) 445-1845	Kelly Poindexter	77	\$10,432	\$5,636	1,550	-0.89%	-1.34%	7.04%
63789	ALLIANCE	Fenton	(636) 343-7005	Tim Stephens	6	\$311,983	\$264,526	20,557	10.56%	8.46%	9.56%
67195	ARSENAL	Arnold	(314) 962-6363	Linda Allen	11	\$258,490	\$189,336	28,507	12.65%	9.33%	10.27%
62897	ASSEMBLIES OF GOD	Springfield	(417) 831-4398	Bruce Webb	16	\$184,955	\$142,027	16,780	17.92%	1.62%	11.99%
67682	ATLAS	Hannibal	(573) 221-1740	Vicki Pezley	105	\$472	\$318	169	1.96%	7.47%	17.36%
63333	BAYER	Kansas City	(816) 242-2133	Sharri Wardlow	85	\$6,711	\$3,438	2,025	5.33%	11.77%	8.71%
61790	BLUCURRENT	Springfield	(417) 887-1983	Craig Tabor	15	\$200,362	\$159,416	22,701	8.35%	-0.02%	10.85%
64777	BLUESCOPE EMPLOYEES	Kansas City	(816) 968-3900	Gary Stewart	101	\$1,372	\$1,278	424	-11.10%	-6.68%	12.69%
61268	BOTHWELL HOSPITAL EMPLOYEES	Sedalia	(660) 827-9518	Jamie Willis	98	\$2,123	\$1,610	821	2.18%	0.34%	8.07%
62895	BURLINGTON NORTH TOWN COMMUNITY	North Kansas City	(816) 474-5610	Richard Galloway	73	\$12,642	\$6,028	1,451	-12.71%	0.85%	18.70%
64139	BURNS & MCDONNELL	Kansas City	(816) 822-3189	Eric Jones	54	\$24,546	\$14,336	1,985	-1.65%	-5.60%	9.84%
64621	CAPE REGIONAL	Cape Girardeau	(573) 334-7686	Jim Cauble	66	\$15,884	\$7,427	3,145	2.21%	-1.27%	7.60%
64762	CATHOLIC FAMILY	Kansas City	(816) 444-7440	Mark Heineman	74	\$12,423	\$5,729	2,300	-0.84%	4.99%	9.92%
64196	CENTRAL COMMUNICATIONS	Independence	(816) 842-0727	Philip Weber	42	\$49,039	\$22,077	5,297	0.67%	-4.30%	8.71%
60383	CENTRAL MISSOURI COMMUNITY	Warrensburg	(660) 747-3311	Carol White	26	\$106,263	\$84,970	15,864	0.25%	6.77%	8.05%
60435	CENTURY	Saint Louis	(314) 544-1818	Robert Eike	25	\$113,770	\$66,071	9,394	7.94%	3.49%	17.80%
67924	CITY	Independence	(816) 252-2415	Lisa Autry	45	\$39,676	\$23,686	4,393	0.29%	4.56%	11.59%
64723	CO-LIB	Saint Louis	(314) 994-3300	Amy Gamache	103	\$1,032	\$585	248	5.32%	60.00%	11.14%
62930	COLUMBIA	Columbia	(573) 256-2500	Jennifer Heath	57	\$22,734	\$15,466	2,156	2.60%	7.11%	9.21%
64746	COMMUNITY FIRST	Hannibal	(573) 248-2569	Barbara Bowdish	87	\$5,877	\$4,933	1,028	1.01%	-7.09%	12.09%
64199	CONSERVATION EMPLOYEES	Jefferson City	(573) 522-4000	Kevin Brueseke	23	\$117,255	\$89,508	8,510	5.97%	2.06%	10.50%
64056	COUNTY	Clayton	(314) 725-1113	David Bueneman	61	\$19,538	\$9,204	2,148	2.26%	-16.21%	15.48%
62701	CSD	Kansas City	(816) 763-4020	Edward Watts	44	\$40,888	\$21,994	3,501	3.20%	4.99%	13.67%
63507	DE SOTO MO PAC	De Soto	(636) 586-9922	Melissa Thebeau	64	\$17,225	\$13,430	1,440	4.53%	3.61%	11.45%
67703	DEXTER PUBLIC SCHOOLS	Dexter	(573) 614-4041	Gina Sneed	92	\$4,097	\$2,716	663	3.39%	18.59%	10.34%
63420	DISTRICT ONE HIGHWAY	Saint Joseph	(816) 387-2423	Robin Shurtleff	52	\$27,553	\$7,754	2,105	-0.36%	-0.54%	15.44%
64755	DIVISION #6 HIGHWAY	Chesterfield	(314) 453-1780	Chris Conrad	71	\$14,174	\$7,411	1,827	5.42%	0.74%	16.73%
60167	DIVISION 10 HIGHWAY EMPLOYEES'	Sikeston	(573) 472-5373	Lindi Lynch	72	\$13,897	\$10,131	1,657	9.20%	21.24%	20.61%
67929	EDISON	Kansas City	(816) 231-3380	Sal Nuccio	51	\$28,292	\$14,963	3,694	-0.76%	19.84%	11.03%
62589	EDUCATIONAL COMMUNITY	Springfield	(417) 831-0534	Robb Herren	36	\$62,293	\$31,441	7,904	-0.65%	-2.24%	7.77%
62590	ELECTRO SAVINGS	Saint Louis	(314) 434-6470	James Struble	20	\$176,719	\$148,149	18,637	6.11%	10.44%	9.69%
62598	EMPLOYMENT SECURITY	Jefferson City	(573) 636-5338	Jennifer Enloe	29	\$74,966	\$25,343	5,511	2.58%	9.76%	12.53%
64397	FEDCO	Jefferson City	(573) 893-1474	Connie Hegerfeld	86	\$6,339	\$1,234	440	4.46%	12.96%	8.41%
67619	FIRST COMMUNITY	Chesterfield	(636) 537-4400	Glenn Barks	1	\$2,785,682	\$1,803,273	330,436	10.46%	7.77%	8.67%
62716	FIRST MISSOURI	Saint Louis	(314) 544-5050	Steve Ogolin	30	\$71,582	\$60,383	9,371	9.04%	4.38%	12.55%
61157	FOUNDATION	Springfield	(417) 889-2770	Stephanie Thomas	34	\$64,428	\$41,802	2,878	14.02%	7.27%	14.19%
24797	GATEWAY METRO	Saint Louis	(314) 621-4575	Jay Lewis	19	\$177,584	\$136,599	13,861	0.48%	0.08%	8.68%
63606	GOETZ	St. Joseph	(816) 232-8754	Sonda Davidson	37	\$61,563	\$42,927	11,125	6.79%	10.72%	13.91%
6853	GREAT PLAINS	Joplin	(417) 626-8500	Kelley Melton	8	\$290,960	\$107,234	27,134	3.91%	12.64%	16.93%
62812	GREATER KC PUBLIC SAFETY	Kansas City	(816) 504-2800	Mary Shea	22	\$141,647	\$99,263	12,333	3.49%	-0.33%	10.57%
63249	HEALTH CARE FAMILY	Saint Louis	(314) 645-5851	Terry Summers	33	\$64,669	\$46,368	5,969	6.94%	-6.68%	13.83%
63469	HEARTLAND COMMUNITY	Kansas City	(816) 363-2223	Everton Neil	84	\$6,889	\$4,028	1,849	-5.29%	-7.50%	5.59%
67700	HIGHWAY ALLIANCE	Jefferson City	(573) 632-2848	Della Lindley	59	\$21,295	\$12,124	1,615	4.19%	5.19%	13.10%
64690	HOLY ROSARY	Kansas City	(816) 221-2734	Carole Wight	56	\$22,962	\$14,300	5,349	1.01%	19.00%	10.47%
63844	HORIZON	Macon	(660) 385-8205	Lara Lucas	48	\$34,963	\$23,139	4,392	9.99%	17.49%	14.99%
15509	INDEPENDENCE	Independence	(816) 833-0781	Christina Meaney	94	\$2,746	\$1,884	518	8.37%	1.14%	6.73%
62620	INDEPENDENCE TEACHERS	Independence	(816) 521-5378	Angela Weaver	69	\$15,014	\$5,511	1,955	-3.55%	11.19%	11.78%
63996	INFUZE	Fort Leonard Wood	(573) 329-3151	Mike Smith	13	\$245,054	\$184,301	26,616	8.95%	7.57%	8.96%
67691	J C FEDERAL EMPLOYEES	Jefferson City	(573) 635-8263	Kimmey Lee	93	\$2,860	\$1,895	594	-1.89%	19.81%	18.46%
64691	JOPLIN METRO	Joplin	(417) 623-9816	Christi Moorehouse	49	\$32,535	\$22,538	5,408	2.87%	1.29%	12.29%
64939	K.C. AREA	Kansas City	(816) 936-5050	Elisha Churchill	75	\$10,967	\$3,636	2,502	2.44%	-6.96%	16.26%
63388	KANSAS CITY	Kansas City	(816) 861-5700	Nick Richmond	47	\$36,368	\$16,659	6,305	9.26%	30.49%	11.74%
4531	KC TERMINAL EMP./GUADALUPE CTR.	Kansas City	(816) 842-6473	Ismael Gallegos	91	\$4,098	\$3,620	1,675	21.94%	11.00%	9.85%
67936	LEADCO COMMUNITY	Park Hills	(573) 431-1882	Michael Greif	58	\$21,529	\$9,741	4,058	1.65%	-8.89%	11.47%
64708	LEGACY	Joplin	(417) 659-6013	Justin Coyne	65	\$16,972	\$8,005	1,628	-6.34%	13.73%	14.31%
64208	LOVERS LANE	Saint Joseph	(816) 364-4000	Roger Robbins	83	\$7,193	\$6,102	1,004	6.97%	7.48%	12.07%
24861	LUTHERAN	Saint Louis	(314) 394-2790	Ken Krueger	55	\$23,237	\$12,380	3,796	18.21%	11.68%	8.60%

CH#	CREDIT UNION	CITY	PHONE	CEO	RANK	ASSETS (\$000)	LOANS (\$000)	MEMBERS	SHARE GROWTH	LOAN GROWTH	NET WORTH RATIO
64857	MAWC	Saint Louis	(314) 996-2399	Gina Usselton	97	\$2,410	\$1,402	526	-9.22%	-14.80%	13.84%
67739	MECE	Jefferson City	(573) 634-2595	Randy Marks	14	\$208,018	\$145,704	11,037	11.61%	19.60%	10.63%
67770	MEMBERS 1ST	Saint Louis	(314) 487-5628	Brian Eyestone	43	\$47,946	\$33,424	4,432	6.74%	1.20%	9.36%
63306	MERCY	Springfield	(417) 820-2931	Tammy Rowden	35	\$62,769	\$47,895	13,672	-2.84%	0.52%	9.85%
61840	METRO	Springfield	(417) 869-9654	Kevin Stubblefield	28	\$75,995	\$47,031	8,541	25.85%	52.90%	10.34%
65656	MISSOURI	Columbia	(573) 874-1477	Harold James	5	\$374,223	\$263,952	35,903	9.29%	1.97%	10.29%
64718	MISSOURI BAPTIST	Jefferson City	(573) 635-4428	Jenifer Seaver	81	\$8,681	\$6,535	1,050	7.52%	-2.67%	7.13%
64036	MISSOURI CENTRAL	Lees Summit	(816) 246-0002	Glenna Jarvis	38	\$58,186	\$34,353	8,259	1.86%	9.02%	11.17%
22216	MISSOURI VALLEY	Saint Peters	(636) 978-8800	Josh Rodriguez	46	\$38,085	\$22,223	4,649	4.03%	-6.01%	9.88%
63411	MULTIPLI	Springfield	(417) 865-3912	Judy Hadsall	24	\$116,809	\$72,574	10,976	1.28%	5.63%	18.97%
62905	NEIGHBORS	Saint Louis	(314) 892-5400	John Servos	4	\$403,704	\$274,120	45,082	9.40%	4.08%	15.09%
64859	NEOSHO SCHOOL EMPLOYEES	Neosho	(417) 451-9512	Dawn Speak	96	\$2,440	\$1,454	686	-1.76%	-9.33%	15.43%
64709	NORTHEAST REGIONAL	Hannibal	(573) 221-0201	Tracy Lennox	102	\$1,257	\$1,057	416	-2.86%	2.19%	14.85%
63011	NORTHLAND COMMUNITY	Gladstone	(816) 452-8375	Sherry Taylor	79	\$10,019	\$3,714	1,560	5.63%	6.28%	13.46%
62611	NORTHWEST MISSOURI REGIONAL	Maryville	(660) 582-5747	Amy Johnson	80	\$9,000	\$6,205	2,218	5.19%	-4.15%	10.42%
67715	OUR LADY OF SNOWS	Henley	(573) 498-3729	Jennifer Evers	90	\$4,277	\$2,391	896	-4.30%	-1.86%	10.70%
7641	OZARK	Poplar Bluff	(573) 686-7221	Kirk Mondy	32	\$64,823	\$46,959	12,436	8.62%	1.51%	10.19%
64856	PATRIOT	Oakville	(314) 892-6325	Peter Erbe	78	\$10,392	\$7,103	1,463	4.91%	9.99%	7.24%
64145	POSTAL & COMMUNITY	Saint Joseph	(816) 279-5656	James Spafford	40	\$54,266	\$38,747	10,424	2.24%	9.94%	8.31%
67796	PROCTOR & GAMBLE ST. LOUIS EMP.	Saint Louis	(314) 622-8209	Gyndee Powers	104	\$729	\$613	213	-4.82%	9.68%	18.42%
62815	RAYTOWN-LEE'S SUMMIT COMMUNITY	Raytown	(816) 356-0791	Carrie West	39	\$56,121	\$38,566	9,108	-3.08%	-20.32%	8.21%
11962	R-G	Raymore	(816) 783-5900	Joye Conklin	27	\$87,170	\$56,340	7,271	7.12%	5.40%	9.84%
64283	RIVER REGION	Jefferson City	(573) 635-4185	Rick Nichols	10	\$267,453	\$212,768	24,746	13.24%	8.42%	9.32%
12890	RIVERWAYS	Rolla	(573) 308-3113	Scott Shults	41	\$53,762	\$39,924	7,819	8.71%	2.28%	8.52%
23355	SHELTER INSURANCE	Columbia	(573) 214-4294	Jacki Swank	50	\$32,339	\$7,692	3,266	2.41%	8.69%	12.48%
62960	SHOW-ME	Mexico	(573) 581-6978	Chuck Rentschler	53	\$26,858	\$20,538	3,276	-0.42%	4.11%	14.20%
63830	SIKESTON PUBLIC SCHOOLS	Sikeston	(573) 472-0000	Brittany Fitzgerald	89	\$4,654	\$3,208	1,120	-6.86%	31.46%	17.27%
64222	SOUTH CENTRAL MISSOURI	Willow Springs	(417) 469-6233	Shirley Hester	76	\$10,772	\$4,124	1,922	-13.07%	20.55%	14.56%
67716	SOUTHEAST MISSOURI COMMUNITY	Park Hills	(573) 431-3573	Gary Ballew	88	\$5,657	\$3,943	1,439	4.29%	7.31%	13.68%
68047	SOUTHWEST COUNTIES SCHOOL EMP.	Neosho	(417) 451-3051	Pamela King	99	\$1,666	\$976	725	-16.64%	-5.08%	13.37%
67750	ST. AUGUSTINE	Kelso	(573) 313-9100	Laurie Essner	100	\$1,565	\$1,371	488	-0.07%	-5.03%	8.99%
67708	ST. JOSEPH TEACHERS	Saint Joseph	(816) 233-5544	Shelley Squires	82	\$8,600	\$2,939	1,333	6.20%	-3.05%	7.72%
60400	ST. LOUIS COMMUNITY	Saint Louis	(314) 534-7610	Kirk Mills	7	\$298,371	\$163,007	61,250	6.78%	-7.16%	15.38%
67694	ST. LOUIS FIREFIGHTERS & COMM.	Saint Louis	(314) 752-5444	Randall Blue	62	\$18,997	\$6,146	1,724	0.99%	11.21%	13.24%
63055	ST. LOUIS NEWSPAPER CARRIERS	Fenton	(636) 343-5042	Dennis Dummerth	63	\$18,160	\$14,199	499	5.84%	8.86%	8.44%
64425	ST. LOUIS POLICEMEN'S	Saint Louis	(314) 444-5392	John Murray	60	\$19,576	\$7,156	2,298	2.02%	12.65%	17.52%
67801	STATIONERY	Saint Joseph	(816) 279-7804	Marti Nurski	70	\$14,201	\$5,767	2,484	4.55%	15.87%	13.39%
64394	SUMMIT RIDGE	Lees Summit	(816) 272-6160	Brenda Rempé	67	\$15,879	\$8,839	1,776	3.21%	-3.10%	9.37%
63116	TELCOMM	Springfield	(417) 886-5355	Don Ackerman	18	\$178,950	\$106,815	20,955	11.58%	35.04%	15.45%
62715	TOGETHER	Saint Louis	(314) 771-7700	Bob McKay	2	\$1,825,507	\$1,541,336	132,959	5.72%	5.35%	10.41%
67764	UBC	Saint Louis	(314) 621-1950	Elizabeth Crusius	95	\$2,506	\$1,579	855	-1.53%	49.48%	10.20%
67744	UNION MEMORIAL	Wentzville	(314) 367-6149	John Abram	107	\$91	\$4	131	10.46%	-65.26%	12.55%
63597	UNITED	Mexico	(573) 581-8651	Brent Sadler	17	\$182,226	\$139,374	24,305	6.24%	12.97%	13.76%
68410	UNITED CONSUMERS	Independence	(816) 325-6900	Chris McCreary	21	\$149,006	\$81,738	18,093	3.53%	1.08%	11.35%
67009	UNITED LABOR	Raytown	(816) 313-2848	Tim Vogler	68	\$15,674	\$9,177	4,457	9.62%	2.36%	7.87%
67804	VANTAGE	Bridgeton	(314) 298-0055	Eric Acree	3	\$876,263	\$467,004	78,635	3.01%	2.95%	9.16%
63389	VOLT	Springfield	(417) 862-0471	Loretta Roney	31	\$69,936	\$44,913	7,319	7.96%	6.63%	9.83%
62801	WEST COMMUNITY	O'Fallon	(636) 720-2400	Jason Peach	9	\$289,271	\$254,614	25,957	13.81%	9.34%	8.72%
21683	WEST SIDE BAPTIST CHURCH	Saint Louis	(314) 535-9002	Brenda Weaver	106	\$312	\$28	393	-6.22%	-7.64%	19.78%

MONTANA CREDIT UNIONS | DATA AS OF 12.31.19

	2015	2016	2017	2018	2019	2019 Growth	5-Year CAGR
<b>Number of Credit Unions</b>	<b>52</b>	<b>51</b>	<b>51</b>	<b>50</b>	<b>46</b>	<b>-8.00%</b>	<b>-2.42%</b>
<b>Number of Members</b>	380,645	385,459	388,319	396,802	404,160	<b>1.85%</b>	<b>1.21%</b>
<b>Total Assets (\$000)</b>	\$4,571,269	\$4,779,371	\$4,983,143	\$5,167,966	\$5,448,444	<b>5.43%</b>	<b>3.57%</b>
<b>Total Shares (\$000)</b>	\$4,005,767	\$4,183,589	\$4,341,668	\$4,500,117	\$4,723,721	<b>4.97%</b>	<b>3.35%</b>
<b>Total Loans (\$000)</b>	\$2,486,138	\$2,701,060	\$2,966,080	\$3,239,529	\$3,481,250	<b>7.46%</b>	<b>6.97%</b>
<b>Total Capital (\$000)</b>	\$543,318	\$570,275	\$600,992	\$631,445	\$690,838	<b>9.41%</b>	<b>4.92%</b>

CH#	CREDIT UNION	CITY	PHONE	CEO	RANK	ASSETS (\$000)	LOANS (\$000)	MEMBERS	SHARE GROWTH	LOAN GROWTH	NET WORTH RATIO
10375	1ST LIBERTY	Great Falls	(406) 761-8300	Steven Grooms	9	\$184,112	\$103,864	17,473	6.46%	4.08%	11.41%
6275	ALTANA	Billings	(406) 651-2328	Rhonda Diefenderfer	3	\$300,000	\$217,334	21,779	15.53%	6.58%	11.99%
4227	BADLANDS	Glendive	(406) 377-4442	Shiloh Smeltzer	24	\$32,535	\$8,998	2,347	15.03%	6.04%	8.95%
62658	BEAR PAW	Havre	(406) 265-9626	Al Vukasin	14	\$111,203	\$56,849	14,145	-2.43%	-3.72%	8.24%
887	BILLINGS	Billings	(406) 248-1127	Tom Boos	10	\$163,025	\$130,777	10,703	10.70%	3.18%	12.34%
18964	BITTERROOT COMMUNITY	Darby	(406) 821-3171	Kathy Transue	36	\$13,673	\$6,022	2,132	11.49%	9.24%	7.11%
19896	BUTTE COMMUNITY	Butte	(406) 723-8284	Karen Mandic	31	\$24,114	\$12,829	2,659	9.04%	2.84%	8.62%
11300	CLEARWATER	Missoula	(406) 523-3300	Jack Lawson	2	\$564,404	\$319,594	51,077	6.57%	20.55%	10.90%
8588	COMMUNITY 1ST	Miles City	(406) 234-2550	Todd Gillette	26	\$31,577	\$23,271	3,533	10.72%	4.77%	9.87%
5063	DANIELS-SHERIDAN	Scobey	(406) 487-5391	Timothy Rask	20	\$51,635	\$32,136	2,980	-3.29%	9.70%	17.31%
10857	DEER LODGE COUNTY SCHOOL EMP.	Anaconda	(406) 563-7208	Peggy Davis	39	\$6,879	\$2,144	500	16.30%	13.34%	8.92%
1104	EMBARK	Great Falls	(406) 727-7300	Maria Evans	15	\$108,676	\$67,648	9,909	2.81%	6.00%	12.04%
11364	FAMILY FIRST	Great Falls	(406) 727-7575	Kathryn Briggs	35	\$13,732	\$7,098	1,765	-4.55%	7.74%	8.03%
8881	FERGUS	Lewistown	(406) 535-7478	Jayne Durbin	19	\$71,907	\$43,718	5,782	3.81%	4.50%	11.29%
8037	FORT PECK COMMUNITY	Fort Peck	(406) 526-3223	Joe Vander Woude	38	\$13,129	\$6,969	1,401	0.85%	-2.40%	11.46%
3602	FROID	Froid	(406) 766-2350	Maria Clark	45	\$1,209	\$843	216	7.49%	7.84%	10.15%
7716	GLENDIVE BN	Glendive	(406) 377-4250	Janifer Knutson	30	\$24,264	\$11,666	1,817	0.13%	-2.98%	18.30%
11030	GRASSLANDS	Circle	(406) 485-2288	Emily Guldborg	17	\$81,396	\$51,358	3,458	0.27%	-4.74%	15.04%
14668	HIGH PEAKS	Dillon	(406) 683-4373	John O'Brien	29	\$25,519	\$10,451	3,388	4.37%	16.23%	7.82%
68495	INTREPID	Helena	(406) 443-5400	Greg Strizich	8	\$209,113	\$159,243	16,355	1.84%	3.28%	11.38%
63199	LINCOLN COUNTY	Libby	(406) 293-7771	Lindsay Beaty	12	\$116,710	\$42,567	5,375	-1.70%	5.44%	22.76%
11331	M D U EMPLOYEES	Glendive	(406) 377-8883	Michelle Sickler	42	\$3,679	\$2,187	577	-9.62%	9.03%	18.01%
2211	M M EMPLOYEES	Missoula	(406) 541-6628	Debra McConaughy	43	\$1,508	\$966	434	20.24%	8.73%	8.56%
1739	MILE HIGH	Butte	(406) 782-8341	Kristy Tate	28	\$25,635	\$7,816	1,987	13.50%	-0.13%	14.80%
8003	MILES CITY	Miles City	(406) 234-5458	Sheila Brown	41	\$3,701	\$1,405	422	2.77%	-4.96%	14.84%
4164	MONTANA	Great Falls	(406) 727-2210	Steve King	7	\$244,491	\$162,526	22,619	1.29%	10.23%	11.15%
68190	MONTANA EDUCATORS	Missoula	(406) 728-1034	Leslie Womack	32	\$18,106	\$10,326	1,397	9.87%	4.93%	9.87%
16273	MONTANA HEALTH	Billings	(406) 259-2000	Dennis Wizeman	23	\$33,845	\$28,086	4,119	-10.65%	-11.20%	5.87%
8129	MOUNTAIN WEST	Butte	(406) 782-9760	Leah Salazar	37	\$13,557	\$8,905	2,794	65.85%	59.69%	22.22%
19285	NORTHERN MONTANA HOSPITAL	Havre	(406) 262-1416	Eileen Whalen	46	\$879	\$505	216	3.17%	7.37%	9.96%
21609	NORTHWESTERN ENERGY EMPLOYEES	Butte	(406) 782-2139	Connie McNamara	27	\$29,546	\$12,067	3,026	-1.68%	10.98%	10.25%
68647	PARK SIDE FINANCIAL	Whitefish	(406) 862-2652	Jeremy Presta	6	\$254,364	\$216,172	27,307	8.77%	8.87%	10.28%
19732	RAVALLI COUNTY	Hamilton	(406) 363-4631	Darci Parsons	21	\$48,906	\$27,228	4,959	11.20%	5.35%	12.09%
3391	RICHLAND	Sidney	(406) 482-2704	Kevin Mayer	16	\$90,183	\$40,552	4,930	-1.21%	12.54%	14.82%
63183	RIMROCK	Billings	(406) 248-3685	Wade McFadden	22	\$42,979	\$17,133	3,621	11.32%	17.61%	14.72%
97110	ROCKY MOUNTAIN	Helena	(406) 449-2680	Steve Sendon	5	\$264,444	\$217,879	22,079	8.04%	7.94%	9.52%
5387	RUSSELL COUNTRY	Great Falls	(406) 761-2880	Bernie Neibauer	18	\$75,596	\$57,270	8,753	1.35%	-0.26%	9.72%
7405	SEG	Laurel	(406) 628-7711	Janice Lehman	33	\$16,700	\$12,362	1,552	4.59%	7.84%	12.55%
761	SKY	Livingston	(406) 222-1750	Annamarie DeYoung	11	\$123,940	\$80,267	10,343	8.68%	11.51%	9.09%
4401	SOUTHWEST MONTANA COMMUNITY	Anaconda	(406) 563-8484	Tom Dedman	13	\$113,333	\$54,918	7,330	0.97%	2.01%	14.05%
19017	ST. PATS EMPLOYEES	Missoula	(406) 329-5665	Silvia Davis	40	\$4,679	\$2,923	768	0.23%	13.47%	11.24%
8097	TRICOUNTY	Harlowton	(406) 632-4357	Joann Jenkins	44	\$1,420	\$892	313	8.11%	2.36%	11.53%
68689	VALLEY FINANCIAL	Billings	(406) 656-9100	Darla Card	4	\$297,067	\$221,070	31,245	10.10%	2.68%	12.18%
68677	VOCAL	Helena	(406) 442-1421	Eddie Black	25	\$32,313	\$24,018	4,375	1.90%	-4.57%	8.12%
61949	WHITEFISH	Whitefish	(406) 862-3525	Jim Kenyon	1	\$1,543,961	\$951,626	57,334	4.51%	10.28%	13.15%
15375	WOLF POINT	Wolf Point	(406) 653-2880	Shelly Stovern	34	\$14,803	\$6,770	2,866	5.10%	1.50%	18.40%



STATE TABLE

NEBRASKA

NEBRASKA CREDIT UNIONS | DATA AS OF 12.31.19

	2015	2016	2017	2018	2019	2019 Growth	5-Year CAGR
<b>Number of Credit Unions</b>	<b>61</b>	<b>60</b>	<b>61</b>	<b>59</b>	<b>58</b>	<b>-1.69%</b>	<b>-1.00%</b>
<b>Number of Members</b>	395,726	401,999	405,918	411,981	421,924	<b>2.41%</b>	<b>1.29%</b>
<b>Total Assets (\$000)</b>	\$3,328,933	\$3,499,650	\$3,613,003	\$3,671,664	\$3,888,638	<b>5.91%</b>	<b>3.16%</b>
<b>Total Shares (\$000)</b>	\$2,830,869	\$2,961,745	\$3,057,067	\$3,121,552	\$3,320,411	<b>6.37%</b>	<b>3.24%</b>
<b>Total Loans (\$000)</b>	\$2,167,967	\$2,341,662	\$2,448,727	\$2,585,425	\$2,694,359	<b>4.21%</b>	<b>4.44%</b>
<b>Total Capital (\$000)</b>	\$388,076	\$398,225	\$421,802	\$447,719	\$473,762	<b>5.82%</b>	<b>4.07%</b>

CH#	CREDIT UNION	CITY	PHONE	CEO	RANK	ASSETS (\$000)	LOANS (\$000)	MEMBERS	SHARE GROWTH	LOAN GROWTH	NET WORTH RATIO
66270	ARCHER	Central City	(308) 946-3070	Rex Minert	14	\$72,519	\$55,302	3,795	13.98%	-4.56%	9.81%
23671	BAKER'S	Omaha	(402) 339-6755	Sharon Lee	46	\$7,208	\$4,354	1,015	-3.76%	1.77%	16.13%
4176	BOX BUTTE PUBLIC EMPLOYEES	Alliance	(308) 762-4725	Stephanie Buskirk	49	\$5,305	\$3,538	596	4.31%	1.99%	16.39%
11617	BOYS TOWN	Boys Town	(402) 498-1108	Kim McBride	53	\$2,916	\$1,228	1,195	-9.28%	-1.66%	9.34%
24189	CENTRAL NEBRASKA	Grand Island	(308) 382-5041	Kathy Hilligas	42	\$9,622	\$4,545	1,315	6.31%	0.93%	10.67%
28	CENTRIS	Omaha	(402) 334-7000	Steve Swanstrom	1	\$768,593	\$683,855	109,044	9.07%	6.72%	8.87%
13966	CHADRON	Chadron	(308) 432-2588	Lisa Guajardo	38	\$13,325	\$9,058	2,223	19.64%	7.34%	13.03%
24402	COLUMBUS UNITED	Columbus	(402) 563-4597	Brian Christensen	16	\$67,250	\$53,853	7,906	4.91%	6.68%	10.29%
60854	CONSTRUCTION INDUSTRIES	Lincoln	(402) 466-4406	Carol Claus	57	\$2,110	\$1,288	713	-0.27%	0.74%	12.76%
6974	CONSUMERS COOPERATIVE	Alliance	(308) 762-1871	Betsy Marsteller	28	\$31,106	\$21,151	2,716	12.53%	8.33%	20.79%
7576	CREIGHTON	Omaha	(402) 341-2121	Thomas Kjar	19	\$56,625	\$34,015	9,406	6.13%	10.43%	9.56%
24872	DALE EMPLOYEES	Columbus	(402) 564-3253	Connie Perry	31	\$25,837	\$8,847	2,291	2.61%	-15.22%	21.13%
66274	EDDYVILLE COOPERATIVE	Eddyville	(308) 858-4440	Michael McTygue	56	\$2,212	\$872	162	3.27%	-3.26%	15.85%
10763	ELECTRICAL WORKERS NO 22	Omaha	(402) 331-3121	Lisa Vance	39	\$12,235	\$4,978	2,660	4.22%	3.32%	9.13%
24771	FAMILY FOCUS	Omaha	(402) 933-0233	Amy Brodersen	25	\$33,860	\$25,563	2,929	-1.29%	-3.28%	14.96%
10756	FIRST LINCOLN	Lincoln	(402) 466-4040	C. Maestas Graham	33	\$24,286	\$16,750	3,398	14.25%	8.85%	10.25%
65398	FIRST NEBRASKA	Omaha	(402) 492-9100	Ann Loftis	6	\$141,005	\$97,798	14,610	1.64%	8.37%	15.44%
24753	FOUR POINTS	Omaha	(402) 431-5180	Cheryl Mascarello	8	\$131,983	\$94,524	7,912	3.61%	3.40%	13.36%
23292	GALLUP	Omaha	(402) 938-6800	Ronny Miller	35	\$20,133	\$12,532	2,255	22.04%	-12.07%	11.88%
5291	HASTINGS	Hastings	(402) 463-6668	Jamie Hinrichs	26	\$31,470	\$18,483	6,048	6.22%	13.63%	12.73%
9194	HEARTLAND AREA	Omaha	(402) 571-8444	Susan O'Connor	36	\$20,089	\$6,705	1,621	-2.21%	-6.62%	26.94%
7210	HEMINGFORD COMMUNITY	Hemingford	(308) 487-5578	Kathy Gettert	45	\$7,404	\$3,346	1,025	7.88%	0.06%	10.12%
6466	K.R.D.	Mccook	(308) 345-7040	Sarah Renner	37	\$15,169	\$11,267	2,381	14.17%	2.78%	13.95%
5286	KELLOGG MIDWEST	Omaha	(402) 593-2680	Jennifer Warningsing	21	\$48,001	\$29,320	3,050	2.34%	16.93%	22.22%
63757	LIBERTY FIRST	Lincoln	(402) 465-1000	Frank Wilber	3	\$305,588	\$255,848	28,854	14.79%	9.32%	11.70%
2643	LINCOLN PUBLIC SCHOOL EMPLOYEES	Lincoln	(402) 486-3644	Bruce Healey	20	\$50,649	\$25,400	3,705	9.48%	16.42%	12.84%
65561	LINCOLN S.D.A.	Lincoln	(402) 489-8886	Norm Peterson	40	\$10,379	\$3,146	1,226	-2.39%	21.17%	21.26%
3491	LINCOLN USDA	Lincoln	(402) 474-0997	Radley Breuer	48	\$5,696	\$3,178	876	1.66%	-10.18%	13.36%
10585	LINCOLN	Lincoln	(402) 441-3555	Jerry Barnett	7	\$133,308	\$64,523	17,531	1.02%	2.70%	10.03%
15522	LOCAL 265 IBEW	Lincoln	(402) 423-4494	Troy Knox	54	\$2,776	\$2,279	899	-2.72%	-0.89%	13.38%
24759	MEADOW GROVE	Meadow Grove	(402) 634-2911	Gini Goracke	52	\$4,424	\$2,014	509	-11.30%	-2.10%	17.63%
66268	MEMBERSOWN	Lincoln	(402) 436-5365	Linda Carter	10	\$100,071	\$49,554	8,443	-0.01%	9.27%	9.93%
7091	METRO CU	Omaha	(402) 551-3052	Michael McDermott	2	\$398,033	\$233,986	40,296	13.43%	5.32%	11.15%
24540	MUTUAL 1ST	Omaha	(402) 697-8200	Kevin Straub	11	\$97,005	\$71,653	11,891	3.56%	-1.44%	9.14%
24286	NEBRASKA ENERGY	Columbus	(402) 563-5900	Julie Haney	4	\$275,766	\$230,826	11,479	5.33%	2.46%	15.11%
24695	NEBRASKA RURAL COMMUNITY	Morrill	(308) 247-2026	Cathy Minter	55	\$2,337	\$1,539	528	5.24%	-0.68%	8.20%
61715	NEBRASKA RURAL ELECTRIC ASSOC.	Lincoln	(402) 475-4988	Mary McCall	47	\$6,286	\$3,380	760	-3.31%	-5.74%	12.80%
65816	NEBRASKA STATE EMPLOYEES	Lincoln	(402) 471-2561	Joshua Baldwin	30	\$28,045	\$9,864	3,205	1.77%	-8.47%	12.15%
24396	NEIGHBORHOOD COMMUNITY	Omaha	(402) 895-6880	Ruth Gnyskiewicz	32	\$25,568	\$5,561	2,768	-0.05%	-6.00%	14.33%
65528	NORTH PLATTE UNION PACIFIC EMP.	North Platte	(308) 532-4426	Kim Myers	23	\$36,715	\$19,416	4,166	4.90%	-6.33%	15.61%
14965	NORTHEAST NEBRASKA	Norfolk	(402) 371-9345	Becky Klassen	41	\$10,077	\$7,027	2,159	1.13%	-1.11%	10.57%
135	OMAHA	Omaha	(402) 399-9001	Steve Johnson	12	\$78,328	\$44,859	6,550	11.38%	-3.44%	8.72%
6208	OMAHA DOUGLAS	Omaha	(402) 444-5999	T. Nelson-Lovett	24	\$34,853	\$10,415	3,987	-1.36%	-5.90%	11.99%
66126	OMAHA FIREFIGHTERS	Omaha	(402) 894-5005	Scott Winkelmann	17	\$64,682	\$25,112	3,668	3.80%	0.79%	16.33%
2507	OMAHA PUBLIC POWER DISTRICT EMP.	Omaha	(402) 636-3177	Julie Nelson	29	\$29,130	\$8,598	3,329	-4.21%	-7.72%	25.22%
64938	OUR FAMILY SOCIAL	Omaha	(402) 391-4279	Suzanne Cain	58	\$594	\$382	532	2.15%	9.56%	8.58%
24682	PIONEER COMMUNITY	Palisade	(308) 285-3679	Tonya Placzek	51	\$5,058	\$2,912	737	41.57%	6.01%	9.63%
2414	ROBERTS DAIRY EMPLOYEES	Omaha	(402) 344-4321	Emily Briggs	50	\$5,264	\$3,712	765	-21.05%	4.06%	33.80%
24327	SIouxLAND	South Sioux City	(402) 494-2073	Joel Steenhoven	5	\$195,132	\$158,221	19,519	1.47%	3.70%	15.49%
24724	SPIRIT OF AMERICA	Lincoln	(402) 467-1102	Rhonda Litt	22	\$46,436	\$16,407	4,012	1.37%	1.70%	8.94%
3558	SUGAR VALLEY	Scottsbluff	(308) 632-2323	Megan Ogburn	44	\$7,705	\$3,938	2,049	3.60%	-0.68%	23.63%
12319	THE POLICE FEDERAL CU OF OMAHA	Omaha	(402) 391-4040	Mary Johnson	15	\$70,143	\$41,540	5,187	3.09%	-2.10%	8.51%
17999	TRILUS	Kearney	(308) 237-9993	Dee Schriener	13	\$75,892	\$63,902	13,351	0.76%	1.71%	9.38%
4098	U.P. CONNECTION	Omaha	(402) 391-5838	Janeane Whitney	27	\$31,253	\$13,795	3,121	1.76%	-7.44%	15.00%
2260	UNION PACIFIC STREAMLINER	Omaha	(402) 544-2500	Jonathon Miller	34	\$22,953	\$13,218	2,997	-2.70%	4.46%	5.57%
2384	UNIVERSITY OF NEBRASKA	Lincoln	(402) 472-2087	Keith Kauffeld	9	\$107,242	\$54,923	11,292	3.69%	10.01%	8.81%
24907	WESTERN HERITAGE	Alliance	(308) 762-5072	Cindy Baker	18	\$61,370	\$36,177	10,207	-4.82%	-17.35%	8.80%
16	WOODMEN	Omaha	(402) 271-7285	Clayton Sutken	43	\$9,618	\$3,879	1,060	17.79%	1.51%	13.56%

NEVADA CREDIT UNIONS | DATA AS OF 12.31.19

	2015	2016	2017	2018	2019	2019 Growth	5-Year CAGR
<b>Number of Credit Unions</b>	<b>17</b>	<b>17</b>	<b>16</b>	<b>15</b>	<b>15</b>	<b>0.00%</b>	<b>-2.47%</b>
<b>Number of Members</b>	334,206	343,612	355,080	358,698	367,168	<b>2.36%</b>	<b>1.90%</b>
<b>Total Assets (\$000)</b>	\$4,142,849	\$4,488,149	\$4,848,938	\$5,083,138	\$5,438,910	<b>7.00%</b>	<b>5.59%</b>
<b>Total Shares (\$000)</b>	\$3,683,763	\$3,975,635	\$4,243,734	\$4,433,246	\$4,703,912	<b>6.11%</b>	<b>5.01%</b>
<b>Total Loans (\$000)</b>	\$2,273,795	\$2,534,296	\$2,771,194	\$3,130,882	\$3,224,812	<b>3.00%</b>	<b>7.24%</b>
<b>Total Capital (\$000)</b>	\$457,709	\$493,767	\$547,083	\$605,759	\$678,588	<b>12.02%</b>	<b>8.19%</b>

CH#	CREDIT UNION	CITY	PHONE	CEO	RANK	ASSETS (\$000)	LOANS (\$000)	MEMBERS	SHARE GROWTH	LOAN GROWTH	NET WORTH RATIO
96084	BOULDER DAM	Boulder City	(702) 293-7777	Eric Estes	5	\$652,911	\$233,065	20,839	1.98%	0.40%	12.29%
11824	CHURCHILL COUNTY	Fallon	(775) 423-7444	Valerie Johnston	12	\$50,602	\$33,567	2,714	0.36%	29.52%	20.64%
86752	CLARK COUNTY	Las Vegas	(702) 939-3000	Matt Kershaw	3	\$859,094	\$595,725	46,563	7.14%	8.08%	12.02%
13800	ELKO	Elko	(775) 738-4083	John Kelly	9	\$178,897	\$110,775	15,060	8.11%	14.07%	11.60%
86755	FINANCIAL HORIZONS	Hawthorne	(775) 945-2421	Theresa Lupori	6	\$197,320	\$102,490	12,247	2.05%	-5.39%	11.93%
7063	GREAT BASIN	Reno	(775) 333-4228	Jennifer Denoo	7	\$186,901	\$135,521	19,867	3.31%	1.77%	10.93%
68228	GREATER NEVADA	Carson City	(775) 882-2060	Wally Murray	1	\$1,062,456	\$652,573	73,378	12.06%	-3.19%	10.36%
7698	LAS VEGAS UP EMPLOYEES	Las Vegas	(702) 382-9688	Nektaria Felecos	15	\$3,953	\$1,498	817	-13.82%	7.39%	34.58%
68613	ONE NEVADA	Las Vegas	(702) 457-1000	Paul Parrish	2	\$953,920	\$468,053	75,534	2.93%	2.45%	14.46%
12686	PAHRANAGAT VALLEY	Alamo	(775) 725-3586	Robin Simmers	14	\$23,831	\$14,559	2,089	5.04%	1.91%	10.00%
86756	PLUS	Las Vegas	(702) 871-4746	Carol Schumacher	11	\$92,491	\$40,774	9,684	3.05%	-2.68%	13.47%
7907	RENO CITY EMPLOYEES	Reno	(775) 334-2038	Marven Jeppson	13	\$31,930	\$12,676	2,260	-0.45%	-3.18%	9.09%
1000	SIERRA PACIFIC	Reno	(775) 834-4579	Jim Hunting	10	\$131,732	\$78,059	9,658	5.58%	9.00%	12.66%
97085	SILVER STATE SCHOOLS	Las Vegas	(702) 733-8820	Scott Arkills	4	\$828,841	\$624,848	54,734	7.46%	5.58%	10.61%
68227	WESTSTAR	Las Vegas	(702) 791-4777	Rick Schmidt	8	\$184,032	\$120,628	21,724	5.05%	2.25%	12.68%

STATE TABLE

NEW HAMPSHIRE

NEW HAMPSHIRE CREDIT UNIONS | DATA AS OF 12.31.19

	2015	2016	2017	2018	2019	2019 Growth	5-Year CAGR
<b>Number of Credit Unions</b>	<b>18</b>	<b>16</b>	<b>15</b>	<b>15</b>	<b>14</b>	<b>-6.67%</b>	<b>-4.90%</b>
<b>Number of Members</b>	610,324	633,784	649,232	704,152	735,098	<b>4.39%</b>	<b>3.79%</b>
<b>Total Assets (\$000)</b>	\$6,853,661	\$7,338,567	\$7,909,982	\$8,412,331	\$8,955,342	<b>6.45%</b>	<b>5.50%</b>
<b>Total Shares (\$000)</b>	\$5,605,609	\$6,120,658	\$6,584,546	\$7,005,063	\$7,493,854	<b>6.98%</b>	<b>5.98%</b>
<b>Total Loans (\$000)</b>	\$5,444,359	\$5,848,151	\$6,438,128	\$6,900,415	\$7,248,099	<b>5.04%</b>	<b>5.89%</b>
<b>Total Capital (\$000)</b>	\$728,748	\$765,355	\$825,845	\$884,700	\$955,816	<b>8.04%</b>	<b>5.57%</b>

CH#	CREDIT UNION	CITY	PHONE	CEO	RANK	ASSETS (\$000)	LOANS (\$000)	MEMBERS	SHARE GROWTH	LOAN GROWTH	NET WORTH RATIO
60747	BELLWETHER COMMUNITY	Manchester	(603) 645-8181	Nathan Saller	5	\$529,516	\$354,881	34,181	7.16%	-1.03%	9.67%
66305	FREUDENBERG-NOK EMPLOYEES	Bristol	(603) 744-1651	M. Sharp-Greatchus	14	\$2,609	\$1,649	839	-7.58%	14.32%	25.51%
63272	GRANITE STATE	Manchester	(603) 668-2221	Denise Barstow	6	\$433,003	\$362,805	42,152	3.82%	6.09%	9.03%
65088	HOLY ROSARY	Rochester	(603) 332-6840	Brian Hughes	7	\$310,705	\$218,890	22,091	11.36%	4.11%	8.81%
65491	MEMBERS FIRST CREDIT UNION OF NH	Manchester	(603) 622-8781	Bruce Leighton	9	\$192,999	\$129,002	12,333	6.22%	0.37%	8.77%
4746	NEW HAMPSHIRE	Concord	(603) 224-7731	John Young	8	\$278,747	\$125,744	13,993	2.43%	8.59%	13.33%
66207	NEW HAMPSHIRE POSTAL	Manchester	(603) 625-9032	Phil Fontaine Jr.	10	\$45,638	\$12,037	3,544	-1.79%	-9.04%	20.73%
17793	NGM EMPLOYEES	Keene	(603) 358-1302	Sharin Hurlbutt	13	\$4,898	\$3,458	1,443	0.71%	-1.04%	13.61%
12963	NH COMMUNITY	Claremont	(603) 542-7781	James Neilsen	12	\$9,719	\$6,059	1,817	4.35%	-5.74%	8.39%
68219	NORTHEAST	Portsmouth	(603) 436-1847	Tim Colliia	2	\$1,544,752	\$1,359,148	136,981	5.65%	7.32%	10.09%
24816	PRECISION	Keene	(603) 355-4527	Sandra Bischof	11	\$20,136	\$9,871	1,861	11.24%	3.64%	12.29%
68375	SERVICE	Portsmouth	(603) 422-8300	David Araujo	1	\$3,815,483	\$3,165,557	293,800	9.94%	5.73%	12.27%
63829	ST. MARY'S BANK	Manchester	(603) 669-4600	Ron Covey	3	\$1,045,763	\$897,671	112,714	3.99%	5.07%	8.86%
68210	TRIANGLE	Nashua	(603) 889-2470	Scott MacKnight	4	\$721,374	\$601,326	57,349	5.69%	2.40%	7.85%

NEW JERSEY CREDIT UNIONS | DATA AS OF 12.31.19

	2015	2016	2017	2018	2019	2019 Growth	5-Year CAGR
<b>Number of Credit Unions</b>	<b>183</b>	<b>173</b>	<b>165</b>	<b>159</b>	<b>154</b>	<b>-3.14%</b>	<b>-3.39%</b>
<b>Number of Members</b>	1,038,253	1,024,117	1,034,614	1,039,483	1,015,339	<b>-2.32%</b>	<b>-0.45%</b>
<b>Total Assets (\$000)</b>	\$12,813,249,189	\$13,435,198,539	\$13,531,992,156	\$13,777,685,760	\$13,491,505,803	<b>-2.08%</b>	<b>1.04%</b>
<b>Total Shares (\$000)</b>	\$11,284,799,177	\$11,587,258,236	\$11,646,131,256	\$11,707,623,371	\$11,443,756,355	<b>-2.25%</b>	<b>0.28%</b>
<b>Total Loans (\$000)</b>	\$7,008,320,969	\$7,586,102,137	\$7,926,295,744	\$8,329,233,476	\$8,066,624,402	<b>-3.15%</b>	<b>2.85%</b>
<b>Total Capital (\$000)</b>	\$1,378,723,455	\$1,406,494,409	\$1,422,128,515	\$1,451,402,496	\$1,468,677,982	<b>1.19%</b>	<b>1.27%</b>

CH#	CREDIT UNION	CITY	PHONE	CEO	RANK	ASSETS (\$000)	LOANS (\$000)	MEMBERS	SHARE GROWTH	LOAN GROWTH	NET WORTH RATIO
24810	1ST BERGEN	Hackensack	(201) 968-0202	Robert Moore	124	\$4,490	\$3,149	3,026	21.04%	23.85%	7.19%
12679	ABCO	Rancocas	(800) 225-1859	Jill Peterson	14	\$198,351	\$111,217	33,535	3.17%	-1.74%	9.08%
16785	ADVANCED FINANCIAL	New Providence	(908) 771-0300	Alan Feigenbaum	30	\$90,841	\$56,442	8,356	-5.30%	19.98%	12.68%
857	AFFINITY	Basking Ridge	(800) 325-0808	John Fenton	1	\$3,529,015	\$3,093,515	179,556	5.17%	4.20%	8.05%
5800	ASPIRE	Clark	(732) 388-0477	Tom O'Shea	19	\$132,248	\$89,250	20,847	-9.20%	-17.89%	6.47%
3755	ATLANTIC CITY ELECTRIC CO. EMP.	Mays Landing	(609) 625-6928	Michelle Stiles	42	\$57,717	\$13,100	4,041	-1.70%	9.87%	13.17%
3420	ATLANTIC CITY POLICE	Northfield	(609) 348-5905	Ronald Krause	138	\$2,218	\$266	307	-5.37%	37.77%	13.19%
4738	ATLANTIC COUNTY NJ EMPLOYEES	Northfield	(609) 927-4688	Dorothy Auer	137	\$2,292	\$303	579	-1.07%	-2.95%	26.49%
21737	ATLANTIC HEALTH EMPLOYEES	Summit	(908) 522-3530	Susan McNulty	65	\$23,577	\$8,749	4,621	-0.08%	-4.57%	12.01%
14127	BAKER	Phillipsburg	(908) 859-2340	Susan Rodriguez	53	\$33,887	\$21,252	4,611	-2.26%	-20.59%	6.49%
3541	BAY ATLANTIC	Vineland	(856) 696-2525	Gail Marino	39	\$60,297	\$29,158	8,635	1.20%	-0.40%	8.68%
16467	BAY RIDGE LODGE NO 632	Marlboro	(732) 927-6040	Frances Gold	154	\$90	\$28	35	1.65%	10.07%	52.72%
6443	BAYONNE CITY EMPLOYEES	Bayonne	(201) 858-6098	Ann Zientek	122	\$4,986	\$1,194	770	-6.26%	-16.41%	26.09%
22398	BAYONNE HOSPITAL EMPLOYEES	Bayonne	(201) 858-5244	Maryann Hourican	126	\$4,338	\$911	584	-2.89%	-12.45%	15.84%
2641	BAYONNE SCHOOL EMPLOYEES	Bayonne	(201) 858-5978	Edward Kaczka	125	\$4,354	\$505	674	-2.57%	-23.93%	8.58%
15139	BERGEN DIVISION	Toms River	(732) 349-8556	Frances Morales	85	\$11,962	\$4,334	1,508	9.03%	-5.50%	15.62%
7069	BLOOMFIELD FIRE AND POLICE	Bloomfield	(973) 680-4123	Louis Venezia	110	\$6,790	\$5,684	1,280	0.90%	12.84%	16.75%
9146	B-M S	New Brunswick	(732) 227-6704	Jennifer Bruett	27	\$99,067	\$14,060	4,483	-2.83%	4.77%	16.58%
3476	BRIDGETON ONIZED	Cedarville	(856) 692-4000	Tamara Ciccioli	52	\$33,981	\$15,399	6,761	-4.38%	-21.74%	8.94%
24903	CAMDEN FIREMEN'S	Moorestown	(856) 235-2077	Paul Ladd	150	\$365	\$313	151	-6.75%	-2.40%	13.07%
6015	CAMDEN POLICE	Camden	(856) 581-1088	Margaret Klotz	147	\$643	\$354	254	6.49%	-9.73%	6.28%
2141	CAMPBELL	Camden	(856) 486-3250	David Ardire	18	\$138,734	\$58,706	10,840	-0.42%	4.69%	12.55%
1108	CENTRAL JERSEY	Woodbridge	(732) 634-0600	Michael Reilly	36	\$74,761	\$34,402	6,938	0.46%	-6.62%	7.48%
3202	CENTRAL JERSEY POLICE & FIRE	Hamilton	(609) 570-8155	Barbara Riley	57	\$29,530	\$14,667	2,201	-5.57%	-6.33%	15.77%
277	CLIFTON NJ POSTAL EMPLOYEES	Clifton	(973) 472-5492	Joseph Patire	131	\$2,747	\$812	372	-15.89%	5.17%	41.46%
6179	COMMUNITY FINANCIAL SERVICES	Roselle	(908) 245-1650	Kelly Weiss	50	\$35,417	\$16,556	3,273	-1.54%	-4.52%	15.37%
120	COUNTY EDUCATORS	Roselle Park	(908) 245-0173	Judy Pinho	26	\$100,936	\$30,524	9,952	0.32%	21.54%	8.87%
65597	CREDIT UNION OF NEW JERSEY	Ewing	(609) 538-4061	Andrew Jaeger	8	\$345,077	\$297,055	37,934	-0.11%	-1.53%	7.12%
5321	CRIERS	Monroe Township	(609) 655-1510	Laurence Schreck	139	\$1,953	\$189	185	-5.42%	-34.62%	18.64%
430	DEEPWATER INDUSTRIES	Deepwater	(856) 299-1279	Sutton Gant	29	\$93,203	\$43,031	9,409	0.18%	-2.62%	7.62%
13169	DEFENSE LOGISTICS	Picatinny Arsenal	(973) 724-8290	Antonio Checchia	146	\$711	\$375	230	-14.21%	-20.44%	7.46%
62855	DIVISION 819 TRANSIT EMPLOYEES	Irvington	(973) 373-2332	Shirley King	78	\$15,002	\$6,579	1,799	-12.71%	23.25%	16.49%
24062	DOW JONES EMPLOYEES	Monmouth Junction	(609) 520-5812	Susan Brown	82	\$12,884	\$4,680	988	-0.71%	-14.97%	12.49%
11014	EAST ORANGE FIREMENS	East Orange	(973) 677-0969	Kevin Kingston	95	\$9,356	\$5,356	624	8.57%	0.65%	21.47%
11604	EAST ORANGE VA HOSPITAL	East Orange	(973) 672-2073	Josephine Centrella	73	\$16,728	\$7,450	1,944	2.61%	7.88%	11.90%
916	ELIZABETH FIREMEN'S	Elizabeth	(908) 351-7770	Fanny Calas	107	\$7,380	\$2,692	1,260	-15.48%	-4.55%	11.02%
3356	ELIZABETH POLICE DEPARTMENT EMP.	Elizabeth	(908) 558-2085	Dennis Cabarle	135	\$2,351	\$1,186	375	0.79%	1.55%	40.56%
22344	EMPIRE FINANCIAL	Jackson	(732) 766-2226	Gerald Goldenbroit	148	\$566	\$401	239	11.19%	35.41%	4.18%
13729	ENERGY PEOPLE	Medford	(609) 268-9222	Janice Hughes	75	\$15,688	\$13,310	1,347	-3.80%	-5.16%	20.17%
22032	ENTERTAINMENT INDUSTRIES	Elizabeth	(908) 282-9881	John Gibardi	74	\$15,712	\$13,071	2,070	6.52%	6.98%	4.63%
4158	ERIE LACKAWANNA RAILROAD CO. EMP.	Hoboken	(201) 222-8325	Henry Sloomaker	91	\$10,624	\$3,756	1,626	9.40%	-1.90%	23.45%
112	ESSEX COUNTY NJ EMPLOYEES	Newark	(973) 643-4738	Mariann Mann	116	\$6,524	\$2,403	1,942	-1.61%	-10.78%	11.50%
1131	ESSEX COUNTY TEACHERS	Bloomfield	(973) 748-8847	Robert Steeves	81	\$13,105	\$7,527	2,551	-3.54%	-10.27%	8.07%
16584	FAIRLEIGH DICKINSON UNIVERSITY	Madison	(973) 301-0931	Judith Kehres	86	\$11,961	\$7,548	1,811	-1.37%	-3.90%	11.21%
4894	FEDERAL EMPLOYEES NEWARK	Newark	(973) 622-6028	Tracey Davis	79	\$14,630	\$9,721	2,150	1.38%	-8.56%	19.26%
6665	FINANCIAL RESOURCES	Bridgewater	(800) 933-3280	Lena Matthews	4	\$464,144	\$394,195	23,078	2.97%	-3.60%	9.53%
82	FIRST ATLANTIC	Eatontown	(732) 380-3600	John Culp	10	\$262,586	\$200,720	20,012	-3.34%	2.70%	9.15%
1021	FIRST FINANCIAL	Freehold	(732) 312-1500	Issa Stephan	16	\$169,265	\$113,663	18,558	-3.05%	-11.14%	4.99%
10319	FIRST POINT	Hamilton	(609) 838-2847	Judy Gernhart	58	\$27,843	\$8,700	2,109	-4.97%	-8.43%	9.42%
1167	FORT BILLINGS	Paulsboro	(856) 423-1469	John Greskiewicz	41	\$59,297	\$22,195	3,719	-2.49%	-0.74%	10.86%
15513	FORT DIX	Joint Base MDL	(609) 723-4415	Margie Coan	112	\$6,776	\$1,953	916	-14.44%	-7.63%	14.14%
2348	GAF	Parsippany	(973) 628-3852	Denise Faver	119	\$5,411	\$1,597	598	9.65%	4.34%	11.92%
18710	GARDEN SAVINGS	Parsippany	(973) 576-2000	Lou Vetere	6	\$376,002	\$275,127	30,844	-2.38%	6.48%	8.80%
14015	GARDEN STATE	Moorestown	(856) 235-2077	Paul Ladd	54	\$31,755	\$20,603	3,889	-1.78%	0.24%	10.38%
22178	GLOBAL 1	Pennsauken	(856) 320-4706	Arlie Littleton	114	\$6,608	\$3,734	1,272	-11.15%	-1.42%	6.05%
23678	GOYA FOODS EMPLOYEES	Jersey City	(201) 348-4900	William Manning	83	\$12,382	\$1,315	850	2.38%	5.75%	15.47%
2182	GREATER ALLIANCE	Paramus	(888) 554-2328	Glenn Guinto	13	\$201,169	\$156,894	22,084	9.79%	4.77%	9.26%
17569	H. E. TELEPHONE	Rochelle Park	(201) 845-6876	Constance Scotellaro	45	\$43,335	\$24,456	3,214	-1.57%	1.41%	13.97%

CH#	CREDIT UNION	CITY	PHONE	CEO	RANK	ASSETS (\$000)	LOANS (\$000)	MEMBERS	SHARE GROWTH	LOAN GROWTH	NET WORTH RATIO
9411	HAMILTON HORIZONS	Hamilton	(609) 631-4300	Lisa MacIntosh	67	\$20,326	\$15,263	3,095	-10.60%	-7.11%	6.03%
6638	HARRISON POLICE & FIREMEN'S	Harrison	(973) 482-0963	Carl Honegger	66	\$23,564	\$9,585	1,346	14.37%	5.39%	11.00%
24150	HEALTHCARE EMPLOYEES	Princeton	(609) 951-0700	John Dawidowski	23	\$119,542	\$76,072	18,743	5.63%	4.23%	9.69%
23615	HEARD A.M.E.	Roselle	(908) 241-5588	Evelyn Maynor	153	\$206	\$68	226	1.40%	-7.04%	12.96%
23052	HMC	Flemington	(908) 788-6148	Janine Zanko	113	\$6,645	\$1,912	977	0.76%	-5.17%	13.15%
9075	HOBOKEN N J POLICE	Hoboken	(201) 420-2129	Charles Kosbab	94	\$9,685	\$6,735	810	0.78%	5.25%	23.01%
2155	HOBOKEN SCHOOL EMPLOYEES	Hoboken	(201) 659-0126	William Sloomaker	40	\$59,643	\$24,113	1,882	11.69%	1.70%	23.94%
23807	I.L.A. LOCAL 1235	Newark	(973) 344-8660	Linda Cernadas	108	\$7,252	\$3,720	654	-4.99%	-6.08%	15.87%
17395	IRCO COMMUNITY	Phillipsburg	(908) 859-1811	Jacalyn Frey	33	\$77,928	\$37,970	8,616	2.58%	-4.01%	9.65%
10803	ISRAEL MEMORIAL A M E	Newark	(973) 643-1333	Vernon Webb	151	\$343	\$124	179	-4.72%	-25.65%	40.15%
2493	JERSEY CENTRAL	Cranford	(908) 272-3040	Chris Chichester	68	\$20,047	\$11,914	3,597	8.17%	3.75%	20.33%
6700	JERSEY CITY FIREMEN	Jersey City	(201) 653-8900	Patrick Lacey	84	\$12,167	\$3,280	1,280	0.01%	4.14%	42.49%
6944	JERSEY CITY POLICE	Jersey City	(201) 547-5388	Lynn Stazak	101	\$9,013	\$1,942	1,129	-3.17%	1.37%	17.56%
15483	JERSEY SHORE	Northfield	(609) 646-3339	James Burns	17	\$162,609	\$103,352	13,305	0.79%	2.42%	8.38%
10614	KEARNY MUNICIPAL EMPLOYEES	Kearny	(201) 997-8434	William Pettigrew	100	\$9,018	\$1,486	779	-0.53%	11.57%	16.96%
7958	LAKEHURST NAVAL	Lakehurst NAEC	(732) 323-2496	Valerie Stefanowicz	55	\$31,344	\$13,297	2,189	2.10%	6.45%	11.60%
7184	LIBERTY SAVINGS	Jersey City	(201) 659-3900	Maria Solorzano	28	\$95,455	\$52,246	21,078	7.64%	13.87%	13.02%
2617	LINDEN NJ POLICE & FIREMEN	Linden	(908) 486-7249	Robert Bunk	98	\$9,221	\$1,101	1,354	-3.28%	-6.53%	19.38%
20773	LOCAL 1233	Newark	(973) 824-7246	Khadija Rover	90	\$11,201	\$4,906	767	13.57%	8.92%	17.96%
21109	L'OREAL USA	Mountainside	(732) 499-6679	Sandra Schwab	64	\$23,864	\$11,167	3,170	-3.72%	-9.31%	23.49%
17865	M & C MENLO PARK	Iselin	(732) 205-5199	Kim Maycott	141	\$1,711	\$805	253	-3.43%	5.76%	8.10%
2168	MANVILLE AREA	Manville	(908) 526-8844	Marc Vogel	59	\$27,448	\$16,108	2,017	-2.88%	-9.44%	11.45%
2574	MEMBERS 1ST OF NJ	Vineland	(856) 696-0767	Eileen Crean	38	\$61,407	\$34,803	8,674	5.00%	-0.66%	7.32%
1546	MERCER COUNTY IMPROVEMENT AUTH.	Hamilton	(609) 689-1765	Yavone Thurmon	149	\$454	\$295	196	27.99%	9.04%	22.39%
1351	MERCER COUNTY NJ TEACHERS	Hamilton Square	(609) 586-6669	Adam Romero	56	\$31,319	\$9,947	3,810	-1.38%	9.94%	9.01%
1454	MERCK EMPLOYEES	Rahway	(732) 594-3317	Paul Gentile	2	\$1,907,988	\$151,328	24,862	-0.91%	0.72%	12.56%
21440	MESSIAH BAPTIST CHURCH	East Orange	(973) 676-7374	J. Montgomery	152	\$239	\$55	157	6.09%	49.10%	13.00%
14172	METREX	Kenilworth	(908) 241-6976	Anmarie Duda	123	\$4,600	\$3,630	591	-15.54%	-10.30%	25.23%
18628	MIDDLESEX COUNTY N J EMP.	New Brunswick	(732) 745-3867	Sheila Rice	97	\$9,267	\$1,805	1,561	-1.91%	-14.15%	16.53%
6739	MIDSTATE	Carteret	(732) 541-4151	Tracy Sussmann	69	\$18,768	\$10,378	1,792	10.41%	25.39%	9.43%
16182	MONMOUTH COUNTY POSTAL EMP.	Red Bank	(732) 219-0009	Catherine Costa	61	\$25,060	\$4,837	1,245	-6.02%	1.16%	18.92%
53	MOTION	Linden	(908) 862-6966	Michael Greenwood	37	\$61,417	\$37,131	6,586	-8.22%	-10.84%	7.46%
20463	N. J. LATVIAN	Freehold	(732) 336-0033	Daiga Bruveris	99	\$9,063	\$411	195	-13.72%	-14.68%	11.63%
22449	NESTLE (FREEHOLD) EMPLOYEES	Freehold	(732) 577-7206	Luann Aglietti	136	\$2,303	\$1,137	228	-11.94%	-6.90%	25.53%
2394	NEW BRUNSWICK POSTAL	New Brunswick	(732) 985-4818	Andrea Schwab	76	\$15,419	\$7,070	2,781	-5.34%	-9.26%	12.08%
24167	NEW COMMUNITY	Newark	(973) 621-2363	Mulu Gebreyesus	130	\$3,113	\$1,589	3,633	-5.92%	6.06%	14.01%
9555	NEW JERSEY COMMUNITY	Moorestown	(856) 235-2077	Paul Ladd	104	\$7,840	\$4,869	1,218	-6.98%	7.73%	9.09%
66130	NEW JERSEY LAW AND PUBLIC SAFETY	Trenton	(609) 393-0046	Bonnie Karczewski	44	\$46,883	\$26,299	8,522	-1.28%	-7.32%	17.20%
62796	NEWARK BOARD OF EDUCATION EMP.	Newark	(973) 375-9182	Richard Garcia	62	\$24,992	\$11,042	3,639	-0.67%	59.30%	13.61%
4175	NEWARK FIREMEN	Newark	(973) 589-7199	Kenneth Blaha	77	\$15,326	\$6,892	2,693	-6.41%	-23.95%	12.48%
4611	NEWARK POLICE	Newark	(973) 733-6198	Richard Christopher	118	\$6,222	\$2,420	1,579	-4.31%	-10.96%	24.59%
66159	NEWARK POST OFFICE EMPLOYEES	Newark	(973) 621-7553	Hazel Williams	132	\$2,664	\$1,395	1,235	-22.94%	-7.15%	38.13%
19454	NJ GATEWAY	Dayton	(732) 329-3838	Pierina Pantano	60	\$25,870	\$5,222	2,653	-3.20%	-14.35%	11.69%
9723	NJT EMPLOYEES	Waldwick	(201) 447-6677	Louis Sneyers	72	\$17,404	\$4,247	1,273	8.67%	13.78%	9.76%
1015	NORTH JERSEY	Totowa	(973) 785-9200	Lourdes Cortez	12	\$215,283	\$116,039	24,100	-1.52%	-2.36%	10.02%
13439	NOVA UA	Clifton	(973) 471-0700	Val Bogatchouk	21	\$128,907	\$68,559	3,739	4.13%	7.32%	13.70%
5419	NOVARTIS	East Hanover	(973) 947-1000	Linda Rheiner	24	\$119,280	\$30,718	4,755	-0.67%	-8.01%	11.57%
18759	OCEAN COUNTY EMPLOYEES	Toms River	(732) 341-4004	Irene Marin	142	\$1,485	\$468	493	4.63%	13.09%	15.50%
5987	OCNAC #1	Jersey City	(201) 420-1026	Brent Hamilton	115	\$6,536	\$2,324	2,521	2.68%	-0.03%	11.13%
12175	P S E	Somerset	(732) 764-3087	John Grabenstein	89	\$11,223	\$5,848	1,295	-2.75%	2.72%	13.74%
24226	P.S.E. & G. NUCLEAR EMPLOYEES	Hancocks Bridge	(856) 339-5099	Jody Martulari	96	\$9,282	\$4,811	1,264	-8.11%	6.21%	10.52%
2246	PARLIN DUPONT EMPLOYEES	Sayreville	(732) 254-7573	Christina Olender	121	\$5,109	\$2,442	678	1.60%	1.31%	8.71%
12227	PASSAIC POLICE	Passaic	(973) 365-3991	Bart Giaconia	103	\$7,870	\$1,651	620	8.12%	-1.09%	12.16%
8339	PATERSON POLICE	Paterson	(973) 321-1137	Danny Nichols	120	\$5,130	\$1,243	521	2.66%	1.06%	17.49%
8118	PATH	Jersey City	(201) 216-6094	Denise Boyd-Taylor	87	\$11,533	\$7,103	1,285	-2.52%	2.33%	39.12%
12956	PEOPLES TRANSPORT	Mount Ephraim	(856) 931-2180	Patricia Beck	88	\$11,305	\$6,057	1,375	1.23%	1.25%	11.85%
3291	PICATINNY	Dover	(973) 361-5225	Keith McCarthy	7	\$352,639	\$166,857	18,339	2.57%	8.44%	8.56%
15095	PINNACLE	Edison	(732) 225-1505	Steve Lardiere	25	\$103,384	\$72,380	13,992	-2.70%	-11.10%	7.24%
15140	PISCATAWAY TOWNSHIP EMPLOYEES	Piscataway	(732) 562-6572	Stephen Prohaska	140	\$1,784	\$690	306	-4.00%	5.73%	14.88%
66188	PLAINFIELD	Plainfield	(908) 754-4097	Michael Dipaolo	143	\$1,231	\$203	175	-7.17%	-13.66%	20.59%
2892	PLAINFIELD POLICE & FIREMEN'S	Plainfield	(908) 753-3089	JJ Woodring	133	\$2,510	\$858	511	-14.26%	-15.87%	10.00%
64882	POSTAL EMPLOYEES	Trenton	(609) 585-4334	Daryl Belinski	48	\$37,192	\$9,884	2,264	-5.06%	-20.68%	15.92%
21009	PRINCETON	Princeton	(609) 945-6200	Samuel Paulicelli	20	\$131,725	\$62,404	7,896	-4.36%	-1.92%	11.45%
20448	PRINCETON	Nutley	(973) 338-1133	Debi Van Dorn	3	\$466,605	\$398,930	24,808	-2.46%	5.57%	13.02%
11779	PUBLIC SERVICE	Middlesex	(732) 805-9000	Elizabeth Frenz	49	\$36,547	\$15,859	3,554	1.53%	1.72%	12.69%
10741	PUBLIC SERVICE E.D. TRENTON	Mercerville	(609) 799-6919	Douglas Schenck	128	\$3,560	\$518	350	-4.34%	-5.34%	34.75%
9082	PUBLIC SERVICE H C EMPLOYEES	Brick	(888) 606-8877	Edward Sullivan	102	\$8,205	\$1,540	910	-6.00%	-10.75%	30.49%
8993	PUBLIC SERVICE PLAZA	Newark	(973) 430-7923	Jeff Nelson	70	\$18,080	\$2,329	1,196	-3.68%	-4.02%	13.25%
4726	RARITAN BAY	Sayreville	(732) 727-3500	Ronald Behrens	31	\$87,532	\$51,459	11,274	1.48%	-0.96%	7.48%
1166	RESEARCH 1166	Paulsboro	(856) 224-2134	Anemarie Shinn	71	\$17,823	\$6,183	1,168	3.10%	-2.39%	9.54%
13944	RIEGEL	Milford	(908) 995-2326	James Zielinski	22	\$126,301	\$38,406	8,168	-0.92%	10.15%	11.66%

CH#	CREDIT UNION	CITY	PHONE	CEO	RANK	ASSETS (\$000)	LOANS (\$000)	MEMBERS	SHARE GROWTH	LOAN GROWTH	NET WORTH RATIO
9237	RUTGERS	New Brunswick	(732) 932-7645	M. Holowka-Bedatsky	34	\$76,692	\$33,927	8,944	-5.38%	-11.10%	6.49%
2107	RUTHERFORD POSTAL DISTRICT EMP.	Lakewood	(732) 987-6533	Howard Bernier	109	\$6,913	\$189	364	-11.61%	-17.62%	8.50%
15370	SAKER SHOP-RITE	Holmdel	(732) 431-4105	Tammy Centimole	105	\$7,754	\$1,498	1,932	1.28%	-6.41%	23.94%
19185	SEAPORT	Elizabeth	(908) 558-6124	Lisa Ramos	35	\$75,900	\$35,496	5,093	0.81%	0.06%	15.60%
3951	SOUTH JERSEY	Deptford	(856) 232-9000	Ernest Huggard	5	\$378,746	\$265,358	53,515	4.44%	1.09%	9.23%
9737	SOUTH JERSEY GAS EMPLOYEES	Folsom	(609) 567-3945	Kathryn Mochan	93	\$9,730	\$3,080	941	-1.19%	-0.77%	26.09%
3126	SOUTHERN MIDDLESEX CO. TEACHERS	East Brunswick	(732) 238-8662	Lynne Fritz	51	\$34,559	\$9,905	3,277	1.83%	0.55%	10.52%
24115	ST. ANDREW KIM	Maplewood	(201) 242-5552	Peter Lee	144	\$1,070	\$225	212	-21.41%	-47.42%	23.08%
2021	TEANECK	Teaneck	(201) 837-1316	Kathryn Compa	80	\$13,190	\$2,296	979	2.84%	9.37%	15.05%
17969	TERMINALS	Carteret	(732) 541-1373	Donald Skrocki	145	\$958	\$751	100	-0.43%	1.75%	29.88%
477	THE ATLANTIC	Kenilworth	(908) 245-1750	Michael Fanelli	11	\$231,607	\$166,960	18,501	4.62%	2.28%	14.40%
7289	THUNDERBOLT AREA	Millville	(856) 327-5755	Robert Millard	63	\$24,487	\$8,049	3,040	1.75%	4.22%	10.23%
4906	TRENTON NJ FIREMEN	Trenton	(609) 989-4030	Mark Robotin	127	\$3,695	\$1,171	896	-0.87%	6.40%	18.05%
2932	TRENTON TEACHERS	Trenton	(609) 890-1630	John Mero	134	\$2,357	\$301	474	-4.43%	-12.56%	10.52%
5736	UNILEVER	Englewood Cliffs	(201) 894-7604	Jim Kopfensteiner	43	\$49,300	\$38,728	1,601	9.58%	-10.32%	7.34%
21244	UNION BUILDING TRADES	Parsippany	(973) 263-0001	Bob Kodan	32	\$82,704	\$40,436	42,034	0.88%	-5.67%	13.41%
14329	UNION COUNTY EMPLOYEES	Elizabeth	(908) 527-4014	Jerry Rajs	106	\$7,692	\$2,399	1,581	-3.53%	-11.57%	15.83%
13519	UNITED INVESTORS	Linden	(908) 862-5566	Patricia Amato	129	\$3,360	\$1,207	446	-8.98%	-11.07%	8.70%
16577	UNITED POLES	Perth Amboy	(800) 333-7713	Iwona Karpeta	46	\$40,628	\$29,592	1,920	-3.56%	4.50%	9.80%
18195	UNITED TELETECH FINANCIAL	Tinton Falls	(732) 530-8100	Leo Ardine	9	\$283,507	\$209,117	24,154	-5.69%	-14.12%	8.15%
22028	VAH LYONS EMPLOYEES	Lyons	(908) 647-6952	Gloria Westervelt	47	\$38,924	\$7,766	1,654	-9.88%	-4.14%	13.17%
15016	WAKEFERN	Elizabeth	(908) 527-3749	Susan Jelen	92	\$10,349	\$1,659	1,372	2.77%	15.91%	21.25%
2127	WEST HUDSON TEACHERS	North Arlington	(201) 991-0845	Patricia Kilkenny	117	\$6,472	\$1,144	989	-7.03%	-7.87%	11.04%
10432	WEST ORANGE MUNICIPAL	West Orange	(973) 736-1929	John Corcoran	111	\$6,780	\$4,179	1,157	-3.82%	-8.81%	6.63%
16218	XCEL	Bloomfield	(973) 275-9235	Arlene Bernard	15	\$186,564	\$125,126	18,220	7.59%	0.89%	9.73%

STATE TABLE

NEW MEXICO

NEW MEXICO CREDIT UNIONS | DATA AS OF 12.31.19

	2015	2016	2017	2018	2019	2019 Growth	5-Year CAGR
<b>Number of Credit Unions</b>	<b>44</b>	<b>42</b>	<b>41</b>	<b>41</b>	<b>41</b>	<b>0.00%</b>	<b>-1.40%</b>
<b>Number of Members</b>	804,535	826,519	865,997	905,068	923,714	<b>2.06%</b>	<b>2.80%</b>
<b>Total Assets (\$000)</b>	\$9,490,085	\$10,076,035	\$10,628,832	\$11,233,187	\$11,853,988	<b>5.53%</b>	<b>4.55%</b>
<b>Total Shares (\$000)</b>	\$8,320,622	\$8,838,940	\$9,307,477	\$9,806,953	\$10,336,366	<b>5.40%</b>	<b>4.43%</b>
<b>Total Loans (\$000)</b>	\$6,269,986	\$6,833,102	\$7,341,336	\$7,924,926	\$8,316,087	<b>4.94%</b>	<b>5.81%</b>
<b>Total Capital (\$000)</b>	\$1,061,462	\$1,118,359	\$1,198,348	\$1,296,535	\$1,425,500	<b>9.95%</b>	<b>6.07%</b>

CH#	CREDIT UNION	CITY	PHONE	CEO	RANK	ASSETS (\$000)	LOANS (\$000)	MEMBERS	SHARE GROWTH	LOAN GROWTH	NET WORTH RATIO
66142	ANIMAS	Farmington	(505) 326-7701	Gary Sterton	14	\$134,170	\$80,889	13,654	0.98%	0.10%	10.28%
62783	ARTESIA	Artesia	(575) 748-9779	Ronald Johnston	15	\$113,083	\$75,562	7,621	7.59%	-2.36%	14.25%
62841	BELEN RAILWAY EMPLOYEES	Belen	(505) 864-4740	Gerry Troyer	22	\$37,725	\$23,691	2,397	14.16%	7.24%	13.63%
7822	CANNON	Clovis	(575) 791-3353	Heather Fowler	17	\$69,018	\$32,436	7,570	3.35%	-4.31%	8.71%
66143	CHAVES COUNTY SCHOOL EMPLOYEES	Roswell	(575) 623-5444	Janet Heider	25	\$28,310	\$9,321	2,448	2.93%	4.44%	17.38%
66097	CUBA	Cuba	(575) 289-3763	Rhonda Jacquez	30	\$16,686	\$7,360	1,792	4.46%	2.15%	15.63%
64759	DEL NORTE	Los Alamos	(505) 455-5228	Chuck Valenti	6	\$701,866	\$556,120	55,621	10.47%	12.21%	11.53%
61559	DEMING SCHOOLS EMPLOYEES	Deming	(575) 546-8310	Jeanie Coppedge	38	\$5,474	\$2,763	791	3.94%	10.19%	19.48%
9566	EDDY	Carlsbad	(575) 887-1784	Donna Davis	19	\$54,886	\$38,887	5,374	10.94%	33.45%	15.42%
8299	ESTACADO	Hobbs	(575) 393-1596	Mark Roddenberry	16	\$70,309	\$41,588	7,703	7.61%	7.57%	11.53%
9370	EVERYONE'S	Tucumcari	(575) 461-0433	Court Watson	23	\$30,349	\$15,743	4,488	0.57%	11.65%	16.00%
62452	FINANCIAL SECURITY	Carlsbad	(575) 887-6030	Judy Carrasco	21	\$48,280	\$31,574	4,820	2.32%	8.10%	13.16%
68244	FIRST FINANCIAL	Albuquerque	(505) 766-5600	Ron Moorehead	8	\$563,340	\$415,025	79,828	3.41%	-5.99%	8.50%
1838	FORT BAYARD	Santa Clara	(575) 534-8888	Yvonne Hernandez	39	\$4,659	\$2,803	1,250	4.80%	8.97%	17.67%
16754	FOUR CORNERS	Kirtland	(505) 598-6623	Marie Shrake	29	\$18,446	\$7,825	5,477	-11.86%	4.44%	19.27%
66149	GUADALUPE	Santa Fe	(505) 982-8942	Winona Nava	12	\$183,021	\$136,273	21,818	8.43%	5.08%	12.97%
66185	HIGH DESERT COMMUNITY	Aztec	(505) 334-3047	Dan Ford	31	\$15,810	\$11,692	1,797	3.74%	5.00%	10.86%
7027	INTERNATIONALITES	Carlsbad	(575) 885-4027	Debbie Murrill	32	\$11,676	\$5,817	1,099	0.77%	9.86%	16.58%
62637	JEMEZ VALLEY	Jemez Springs	(575) 829-3366	Tina Trujillo	26	\$23,878	\$13,097	1,795	-1.45%	-0.08%	14.57%
12199	KIRTLAND	Albuquerque	(505) 254-4369	Tom Shoemaker	4	\$784,055	\$541,902	47,592	3.32%	2.29%	14.82%
66117	LOCO	Alamogordo	(575) 437-3110	Pam Vega	20	\$50,466	\$25,739	5,300	5.08%	14.49%	16.57%
61165	LOS ALAMOS SCHOOLS	Los Alamos	(505) 662-3421	Matthew Schmidt	28	\$19,763	\$14,379	1,800	-0.22%	10.58%	13.21%
13654	MT. TAYLOR	Milan	(505) 287-7551	Jean Griego	41	\$2,085	\$626	354	-1.23%	-4.96%	17.65%
4805	NORTHERN NEW MEXICO SCHOOL EMP.	Santa Fe	(505) 982-3802	Donald Sarich	27	\$23,398	\$9,323	1,767	2.30%	-0.94%	8.58%
948	NUSENDA	Albuquerque	(505) 889-7755	Joe Christian	2	\$2,453,424	\$1,929,622	211,632	7.47%	5.50%	11.58%
8475	OTERO	Alamogordo	(575) 434-8500	Regina Colbert	10	\$337,595	\$195,297	34,175	3.21%	15.10%	14.85%
14758	QUAY SCHOOLS	Tucumcari	(575) 461-3638	Angie White	37	\$6,386	\$4,248	1,053	-2.14%	0.78%	20.20%
66252	QUESTA	Questa	(575) 586-0423	Katherine Flory	33	\$10,767	\$7,377	1,464	7.81%	14.86%	25.36%
61946	RINCONES PRESBYTERIAN	Chacon	(575) 387-6339	Kristen Duran	40	\$4,443	\$3,621	789	8.49%	12.51%	10.93%
62573	RIO GRANDE	Albuquerque	(505) 262-1401	Mike Athens	9	\$344,782	\$259,760	34,601	4.79%	2.07%	16.05%
9093	ROSWELL COMMUNITY	Roswell	(575) 623-7788	Karen Griffo	24	\$28,572	\$22,190	2,288	8.22%	32.14%	14.42%
11316	SANDIA AREA	Albuquerque	(505) 292-6343	Paula Peknik	5	\$758,443	\$685,935	64,739	9.22%	7.31%	11.92%
5851	SANDIA LABORATORY	Albuquerque	(505) 293-0500	Robert Chavez	1	\$2,634,465	\$1,434,092	109,309	2.68%	5.35%	11.53%
964	SOUTHWEST	Albuquerque	(505) 243-6751	Randy Lunsford	18	\$65,848	\$37,582	4,975	5.96%	4.83%	7.88%
65513	STATE EMPLOYEES	Santa Fe	(505) 983-7328	Harold Dixon	7	\$636,268	\$530,221	47,330	14.84%	7.87%	12.02%
7999	TELCO ROSWELL NEW MEXICO	Roswell	(575) 622-4444	Teri Romero	36	\$6,979	\$4,553	1,042	-5.38%	-6.45%	25.55%
19567	THE FLORIST	Roswell	(575) 622-0560	Barrett Lynch	34	\$9,789	\$5,774	787	-8.92%	-20.65%	11.20%
808	U.S. EAGLE	Albuquerque	(505) 342-8888	Marsha Majors	3	\$1,069,474	\$765,783	78,091	1.89%	1.46%	11.44%
10580	U-1ST COMMUNITY	Carlsbad	(575) 887-1785	Theresa Quinonez	35	\$9,446	\$5,203	980	20.43%	24.68%	12.31%
7960	WHITE SANDS	Las Cruces	(575) 647-4500	William Jacobs	11	\$318,093	\$206,015	34,647	2.53%	2.15%	9.59%
60467	ZIA	Los Alamos	(505) 662-4671	Dwayne Herrera	13	\$148,461	\$118,380	11,656	4.38%	3.01%	8.41%

NEW YORK CREDIT UNIONS | DATA AS OF 12.31.19

	2015	2016	2017	2018	2019	2019 Growth	5-Year CAGR
<b>Number of Credit Unions</b>	<b>374</b>	<b>360</b>	<b>353</b>	<b>338</b>	<b>328</b>	<b>-2.96%</b>	<b>-2.59%</b>
<b>Number of Members</b>	5,236,361	5,407,364	5,583,567	5,891,869	6,015,960	<b>2.11%</b>	<b>2.81%</b>
<b>Total Assets (\$000)</b>	\$72,421,424,862	\$76,856,799,575	\$80,884,614,189	\$83,906,235,219	\$89,502,667,771	<b>6.67%</b>	<b>4.33%</b>
<b>Total Shares (\$000)</b>	\$61,657,897,742	\$65,379,186,832	\$68,319,896,759	\$71,253,244,614	\$75,797,936,200	<b>6.38%</b>	<b>4.22%</b>
<b>Total Loans (\$000)</b>	\$44,650,545,453	\$48,401,866,181	\$52,250,093,848	\$55,364,639,611	\$58,426,783,278	<b>5.53%</b>	<b>5.53%</b>
<b>Total Capital (\$000)</b>	\$8,198,607,267	\$8,418,199,285	\$8,708,957,240	\$9,085,831,115	\$9,962,694,483	<b>9.65%</b>	<b>3.97%</b>

CH#	CREDIT UNION	CITY	PHONE	CEO	RANK	ASSETS (\$000)	LOANS (\$000)	MEMBERS	SHARE GROWTH	LOAN GROWTH	NET WORTH RATIO
24670	1199 SEIU	New York	(212) 957-1055	Kathya Pierre	93	\$73,013	\$22,627	19,964	2.89%	4.42%	8.22%
8512	A C M G	Solvay	(315) 488-4433	Brian May	98	\$66,752	\$42,656	6,761	8.04%	6.27%	7.79%
4170	ABYSSINIAN BAPTIST CHURCH	New York City	(212) 862-5959	Gloria Calhoun	300	\$881	\$89	302	15.25%	12.58%	7.61%
23425	ACADEMIC	Briarcliff Manor	(914) 923-3608	Jonathan Kaufman	137	\$35,380	\$18,857	2,961	-4.38%	-7.48%	10.36%
5579	ACCESS	Clinton	(315) 557-1000	Thomas Owens	55	\$179,621	\$131,807	22,508	3.01%	15.54%	9.74%
15358	ACTORS	New York	(212) 869-8926	Daniel Czerniawski	48	\$231,316	\$95,809	24,849	4.81%	0.64%	8.18%
5546	ADIRONDACK REGIONAL	Tupper Lake	(518) 359-2921	Russell Cronin	115	\$50,131	\$25,787	6,139	2.92%	7.67%	8.90%
24181	ADVANTAGE	Rochester	(585) 454-5900	Jeff Bocach	34	\$368,478	\$261,922	36,028	10.76%	5.95%	9.28%
5785	AFFINITY ONE	Jamestown	(716) 483-2798	Melinda Best	135	\$36,151	\$25,811	3,761	4.11%	10.25%	12.44%
15618	AFGM ENTERPRISES	Cheektowaga	(716) 634-3636	Sandra Randolph	218	\$11,622	\$8,786	1,327	0.33%	6.20%	23.97%
13367	AKRON SCHOOL EMPLOYEES	Akron	(716) 628-1419	Christine Papke	296	\$948	\$579	225	1.28%	19.17%	18.81%
609	ALBANY FIREMENS	Albany	(518) 453-9748	Renee Cowan	179	\$19,426	\$11,148	2,510	2.92%	3.96%	13.07%
15614	ALBION SCHOOL EMPLOYEES	Albion	(585) 589-9204	Beth Ann Navarra	283	\$2,108	\$785	469	-5.12%	-14.80%	18.96%
8975	ALCO	Wellsville	(585) 593-4959	Michael Miller	144	\$32,003	\$20,365	5,538	1.67%	6.95%	15.23%
8950	ALL SOULS	New York	(212) 864-5052	Blanche Hampton	321	\$175	\$3	149	12.34%	-1.64%	13.73%
22883	ALLEGANY FIRST	Fillmore	(585) 567-4103	Jody Vosburg	196	\$15,492	\$7,188	2,116	0.75%	2.75%	10.79%
18409	ALLIANCE NIAGARA	Sanborn	(716) 614-6445	Nancy Sweeney	188	\$16,483	\$6,844	1,299	2.34%	8.81%	8.00%
23283	ALTERNATIVES	Ithaca	(607) 273-4611	Eric Levine	67	\$115,573	\$96,280	10,959	5.94%	8.47%	7.92%
18273	AMERICAN BROADCAST EMPLOYEES	Rockville Centre	(516) 763-7505	Sherry Ahrens	72	\$109,315	\$67,699	8,463	-0.87%	0.23%	10.41%
68433	AMERICU	Rome	(315) 356-3000	Mark Pfisterer	14	\$1,814,188	\$1,238,645	137,035	16.30%	1.51%	8.67%
5439	AMHERST	Amherst	(716) 634-3881	Keri Walczyk	140	\$34,040	\$16,558	3,960	-0.39%	11.02%	8.50%
930	AMNH EMPLOYEES	New York	(212) 769-5117	Iris Calderon	294	\$1,041	\$230	283	-9.96%	21.37%	18.36%
884	ATT-WYO CORRECTIONAL EMPLOYEES	Attica	(585) 591-1055	Rosanne Lefort	203	\$13,841	\$4,336	1,869	2.78%	-4.23%	16.71%
988	AUBURN COMMUNITY	Auburn	(315) 253-2934	Sam Scro	79	\$95,379	\$28,513	7,989	-1.79%	7.16%	10.72%
3653	B E T	Bronxville	(914) 963-1554	William Turner	243	\$7,332	\$978	503	-6.51%	-8.13%	8.11%
10225	BECCO BUFFALO	Tonawanda	(716) 879-0415	Guy Demarie	289	\$1,321	\$509	177	0.67%	-0.14%	15.26%
23888	BEREA	Brooklyn	(718) 778-5617	F.Williams-McDonald	325	\$102	\$16	199	-9.26%	6.70%	17.21%
4735	BETHPAGE	Bethpage	(516) 349-6800	Wayne Grosse	1	\$9,467,660	\$6,574,795	414,044	10.92%	8.84%	8.33%
24790	BEULAH	Brooklyn	(718) 756-2310	Valerie Thomas	320	\$182	\$10	126	1.14%	-46.75%	7.64%
11640	BOULEVARD	Amherst	(716) 691-6727	Miriam Perez	136	\$35,652	\$13,725	4,077	6.50%	0.71%	13.51%
63296	BRANCH 6000 NALC	Amityville	(631) 789-0303	Roger Smith	239	\$8,237	\$3,575	1,446	-5.19%	-2.83%	8.49%
20013	BROCKPORT	Brockport	(585) 637-9179	Matthew Wieczorek	222	\$11,281	\$8,171	1,391	6.52%	1.04%	9.85%
24642	BROOKLYN COOPERATIVE	Brooklyn	(718) 418-8232	Samira Rajan	147	\$30,461	\$23,746	7,267	20.70%	28.58%	8.22%
20585	BS AND CP HOSPITALS EMPLOYEES	Bronx	(718) 862-5042	James Barge	299	\$897	\$653	389	-28.03%	-17.60%	46.71%
845	BUFFALO CONRAIL	Cheektowaga	(716) 897-2383	Paul Whelan	127	\$40,576	\$29,260	2,559	-3.51%	11.26%	22.91%
23495	BUFFALO COOPERATIVE	Buffalo	(716) 881-3767	John Muldoon	245	\$7,055	\$5,030	1,457	4.28%	-5.55%	7.02%
2209	BUFFALO METROPOLITAN	Buffalo	(716) 847-6960	Jeanne Stadler	73	\$108,125	\$92,831	17,508	1.04%	2.68%	12.25%
1157	BUFFALO POLICE	Buffalo	(716) 851-4490	Lori West	220	\$11,348	\$5,477	2,303	4.33%	3.07%	15.74%
60716	BUFFALO SERVICE	Buffalo	(716) 842-1320	James Furman	104	\$60,160	\$28,012	6,535	2.93%	8.18%	11.83%
20419	BYKOTA	Brooklyn	(718) 783-3630	Aston Forrest	280	\$2,264	\$953	1,003	12.28%	56.18%	8.24%
6930	CADETS	Buffalo	(716) 873-1174	Sandra Kopacz	205	\$13,624	\$9,614	971	3.50%	16.39%	8.77%
16176	CANANDAIGUA	Canandaigua	(585) 394-2436	Barry Stilwell	163	\$25,324	\$11,480	2,470	-0.63%	-2.16%	11.19%
8658	CAP COM	Albany	(518) 458-2195	Chris McKenna	12	\$1,943,306	\$1,735,726	137,142	12.96%	10.76%	9.99%
19027	CATTARAUGUS COUNTY EMPLOYEES	Little Valley	(716) 938-6071	Anita Fellows	212	\$12,487	\$7,832	1,666	7.62%	6.38%	9.60%
22754	CCSE	Salamanca	(716) 945-5340	Ginger Haley	128	\$39,811	\$19,481	4,985	4.30%	2.31%	10.96%
68322	CFCU COMMUNITY	Ithaca	(607) 257-8500	Lisa Whitaker	19	\$1,092,445	\$802,818	73,702	1.53%	1.69%	14.87%
12912	CHEEKTOWAGA COMMUNITY	Cheektowaga	(716) 684-1741	Cheryl Kuczynski	224	\$10,790	\$7,782	1,116	-0.95%	-1.71%	12.92%
9517	CHEN-DEL-O	Franklin	(607) 829-3560	Sue Giudice	162	\$25,491	\$9,631	3,270	-1.70%	5.72%	10.76%
5127	CHURCH OF THE MASTER	New York	(212) 666-3367	James Parson	297	\$923	\$92	315	0.26%	-33.55%	13.82%
9812	CLARENCE COMMUNITY & SCHOOLS	Clarence	(716) 630-0888	Rebecca Smith	158	\$26,268	\$16,316	3,072	20.63%	5.42%	8.83%
16672	COBBLESTONE COUNTRY	Albion	(585) 589-5286	Christine Ranallo	216	\$11,841	\$8,642	2,294	9.37%	8.45%	7.77%
21878	COLUMBIA GREENE	Hudson	(518) 828-5216	Victoria Marrone	145	\$31,209	\$22,783	4,702	1.45%	3.99%	9.85%
770	COMMUNITY RESOURCE	Latham	(518) 883-2211	Terry Langlois	82	\$93,347	\$77,276	6,954	9.10%	3.85%	11.94%
17665	COMPASS	Oswego	(315) 342-5300	Thomas O'Toole	103	\$60,870	\$37,289	7,030	8.80%	7.51%	17.12%
7504	CONCORD	Brooklyn	(718) 622-0623	Harry Franklin	231	\$9,434	\$657	705	-3.02%	4.38%	17.63%
16951	CONSUMERS	Brooklyn	(718) 266-2204	Stephen Jacoby	99	\$65,543	\$57,956	2,433	4.28%	13.51%	13.75%
1134	CO-OPERATIVE	Woodridge	(845) 434-4550	Guy Jollie	249	\$6,563	\$1,730	605	6.55%	1.74%	12.96%
12671	COOPERS CAVE	Glens Falls	(518) 793-9502	John Jones	201	\$14,153	\$5,435	2,039	2.14%	4.18%	8.09%



CH#	CREDIT UNION	CITY	PHONE	CEO	RANK	ASSETS (\$000)	LOANS (\$000)	MEMBERS	SHARE GROWTH	LOAN GROWTH	NET WORTH RATIO
13037	CORE	East Syracuse	(315) 656-8220	William Sweeney	74	\$104,651	\$40,870	9,340	1.62%	-9.06%	11.12%
11723	CORNERSTONE COMMUNITY	Lockport	(716) 434-2290	Eric Hepkins	30	\$441,517	\$269,140	46,769	2.43%	-5.77%	7.71%
1644	CORNING	Corning	(607) 962-3144	Gary Grinnell	16	\$1,504,251	\$1,193,168	113,254	6.49%	5.11%	10.49%
4745	COUNTRYSIDE	East Syracuse	(315) 445-2300	Ben Gasser	58	\$150,837	\$129,347	5,248	-0.76%	-5.49%	15.76%
888	COXSACKIE CORRECTIONAL EMP.	Coxsackie	(518) 731-6004	Virginia Magee	273	\$3,266	\$2,276	615	-0.85%	12.96%	32.98%
2508	CROSSROADS COMMUNITY	Cheektowaga	(716) 896-8084	Kevin Kiehl	96	\$70,503	\$24,470	6,634	3.10%	5.26%	12.75%
22972	CROUSE	Syracuse	(315) 470-7928	Donna Ladley	192	\$16,133	\$6,631	2,269	-1.53%	4.84%	10.85%
13938	CROUSE HINDS EMPLOYEES	Syracuse	(315) 477-5384	Lorrie Butler	254	\$6,119	\$2,113	785	-2.29%	-11.94%	9.49%
22195	CVPH EMPLOYEES	Plattsburgh	(518) 562-7030	Cassie Mooney	234	\$8,964	\$6,744	1,497	0.51%	-4.94%	9.19%
12473	DANNEMORA	Plattsburgh	(518) 825-0323	Chris Hay	52	\$194,959	\$136,083	18,507	6.42%	16.89%	13.52%
68420	DIRECTORS CHOICE	Albany	(518) 456-2686	Michael Lanotte	219	\$11,395	\$8,931	854	15.54%	13.03%	14.35%
1080	DISTRICT #6	Hornell	(607) 324-8384	Susan Butler	186	\$16,717	\$9,105	1,777	2.40%	1.45%	8.91%
20336	DIVISION 726	Staten Island	(718) 356-1616	R. Teraskiewicz	226	\$10,651	\$7,495	2,355	-3.97%	2.03%	15.16%
7118	DUNLOP EMPLOYEES	Buffalo	(716) 873-4112	Ronna Sidoti	208	\$13,007	\$6,741	1,801	-1.06%	11.11%	14.67%
11457	EDGE	Liverpool	(315) 451-0105	T. Lotito-Camerino	116	\$49,206	\$20,238	3,494	4.22%	5.90%	11.47%
13186	ED-MED	Ogdensburg	(315) 393-2873	Michael Brshaw	160	\$25,643	\$9,176	2,170	0.65%	5.23%	10.76%
2346	EDUCATIONAL AND GOVERNMENTAL	Hartsdale	(914) 946-6200	Garrett Gizowski	109	\$55,332	\$14,499	6,431	-0.27%	-4.42%	12.26%
4127	ELEKTRA	New York	(212) 868-7128	Mark Williams	124	\$42,773	\$3,277	6,532	-3.01%	-3.04%	15.00%
63906	EMPIRE BRANCH #36 NALC	New York	(212) 714-9899	Winfred Jenkins	257	\$5,028	\$2,223	2,006	0.84%	-6.88%	6.03%
613	EMPIRE ONE	West Seneca	(716) 854-2458	Kelly Seiser	94	\$72,244	\$39,917	7,139	-5.28%	-8.80%	11.95%
1343	EMPIRT 207	New York	(212) 942-5750	Louis Russo	260	\$4,396	\$2,485	861	-7.19%	5.49%	28.35%
3025	EMPOWER	Syracuse	(315) 477-2200	John Wakefield	11	\$1,954,367	\$1,673,461	211,959	12.68%	8.71%	10.93%
24873	ENCOMPASS NIAGARA	Niagara Falls	(716) 236-7678	Alaina Moeller	223	\$11,138	\$6,076	1,476	-7.18%	-20.75%	15.27%
15129	EPIPHANY	Brooklyn	(718) 782-3576	Nellie Quesada	327	\$90	\$3	50	-34.15%	-85.52%	6.63%
62923	ERIE COUNTY EMPLOYEES	Buffalo	(716) 858-6245	Linda Walker	156	\$26,437	\$9,974	4,095	-0.31%	-1.60%	12.59%
24563	ESL	Rochester	(585) 336-1000	Faheem Masood	3	\$6,813,674	\$3,004,523	379,545	7.59%	2.19%	17.70%
10077	ESQUIRE-GOODFELLOWSHIP	Brooklyn	(718) 258-3942	Scott Geoffon	316	\$304	\$47	89	-1.82%	35.12%	27.51%
18649	EVER \$ GREEN	Rochester	(585) 334-2710	Stephen Daggs	143	\$32,381	\$17,227	2,099	-2.76%	-3.36%	11.22%
24906	EVEREST	Jackson Heights	(718) 806-1419	Raj Biraj Rijal	306	\$579	\$0	284	N/A	N/A	89.88%
19304	FAMILY FIRST	Rochester	(585) 586-8225	Tom Dambra	49	\$229,657	\$184,082	15,219	5.84%	4.00%	10.23%
4246	FAR ROCKAWAY POSTAL	Far Rockaway	(516) 371-6752	Bakari Jones	313	\$319	\$207	82	-12.86%	-0.37%	27.21%
24690	FASNY	Albany	(518) 434-3709	Christina Devaney	209	\$12,853	\$6,199	1,109	-10.52%	4.08%	13.11%
11380	FIDELIS	New York	(212) 234-4121	Mary Barthell	312	\$384	\$74	288	17.93%	8.56%	24.60%
6870	FINANCIAL TRUST	Cheektowaga	(716) 831-3007	John Morrison	66	\$121,891	\$72,261	13,920	54.26%	38.96%	13.06%
18022	FINGER LAKES	Geneva	(315) 781-1334	Bob McFadden	56	\$167,333	\$125,636	20,108	34.91%	35.41%	12.42%
21294	FINGER LAKES HEALTH CARE	Elmira	(607) 733-1304	Amanda Powell	165	\$25,107	\$12,616	3,029	-4.10%	-2.37%	15.58%
22226	FIRST BAPTIST CHURCH	East Elmhurst	(718) 507-5457	Claudette Gray	315	\$313	\$46	169	-5.44%	-18.14%	17.45%
21012	FIRST CHOICE FINANCIAL	Gloversville	(518) 725-3191	Brenda Coon	69	\$114,006	\$62,105	13,036	7.89%	13.87%	12.42%
24270	FIRST FRONTIER	Lynbrook	(516) 599-8243	Susan Maloney	308	\$511	\$208	107	0.49%	-10.22%	13.01%
9604	FIRST HERITAGE	Painted Post	(607) 936-4667	Thomas Pisano	28	\$492,964	\$340,830	43,578	4.59%	8.93%	11.60%
2440	FIRST NEW YORK	Albany	(518) 393-1326	Lucy Halstead	36	\$334,575	\$234,035	32,816	2.10%	5.79%	10.34%
2658	FIRST SOURCE	New Hartford	(315) 735-8571	Tom Neumann	25	\$656,261	\$600,861	51,113	13.01%	10.38%	10.07%
10220	FOCUS FIRST	Rochester	(585) 458-9220	Scott Neal	204	\$13,693	\$6,512	1,452	-14.47%	-22.37%	44.84%
22931	G.P.O.	New Hartford	(315) 724-1654	Nick Mayhew	39	\$309,144	\$187,366	32,368	11.62%	7.63%	10.17%
16236	GATES CHILI	Rochester	(585) 247-1090	Mary Sawnor	164	\$25,208	\$9,649	1,920	2.37%	-1.34%	7.57%
23848	GENESEE CO-OP	Rochester	(585) 461-2230	Melissa Marquez	171	\$23,331	\$13,874	3,865	8.19%	8.11%	8.90%
21658	GENESEE VALLEY	Geneseo	(585) 243-1504	Gerard Koehler	84	\$91,386	\$81,050	8,756	9.96%	10.62%	11.35%
3841	GHS	Binghamton	(607) 723-7962	Howie Meller	60	\$147,782	\$128,250	17,472	2.53%	5.37%	10.44%
11663	GOOD NEIGHBORS	Depew	(716) 681-1460	Emma Smalley	112	\$54,916	\$33,964	6,369	6.27%	16.04%	11.23%
818	GOWANDA AREA	Gowanda	(716) 532-3790	Mary A. Stelley	172	\$21,826	\$8,790	2,044	3.23%	20.10%	10.20%
1059	GRAND CENTRAL TERMINAL EMP.	New York	(212) 697-5367	Inderynia Rubino	241	\$7,585	\$2,120	1,694	0.68%	-1.28%	15.91%
7925	GREAT ERIE	Orchard Park	(716) 662-1311	Robyn Young	81	\$93,448	\$64,719	8,365	5.44%	3.11%	10.70%
11402	GREAT MEADOW	Granville	(518) 642-8100	Ryan Roberts	122	\$44,124	\$33,468	5,042	17.30%	17.34%	10.15%
5163	GREAT NECK SCHOOL EMPLOYEES	Great Neck	(516) 441-4068	Flaviano Pereira	270	\$3,384	\$1,686	459	-5.68%	-2.49%	31.26%
19775	GREATER CENTENNIAL	Mount Vernon	(914) 664-1838	Kim Umstead	324	\$106	\$57	122	-58.74%	-23.89%	20.01%
3759	GREATER CHAUTAUQUA	Falconer	(716) 665-3799	Kelly Haaksma	97	\$68,711	\$37,177	9,886	5.73%	-2.29%	9.61%
20382	GREATER METRO	Long Island City	(718) 361-1002	Peter Nalaskowski	87	\$85,161	\$33,406	4,308	4.49%	-0.58%	10.76%
9537	GREATER NIAGARA	Niagara Falls	(716) 297-5944	Janelle Zasucha	113	\$52,829	\$30,804	8,029	3.91%	17.03%	11.80%
18800	GREATER WOODLAWN	Blasdell	(716) 826-6427	Shirley Meyer	63	\$126,040	\$42,697	16,158	1.49%	2.72%	21.64%
24274	GREECE COMMUNITY	Rochester	(585) 865-2560	Laura Dewey	233	\$9,340	\$7,268	1,465	7.40%	16.17%	9.05%
14505	GRIFFITH INSTITUTE EMPLOYEES	Springville	(716) 592-9887	Sue Bialasik	264	\$4,104	\$2,131	568	4.60%	17.35%	11.78%
2806	HARRISON TEACHERS	Harrison	(914) 777-2935	Virginia Wentink	285	\$1,654	\$647	370	-15.62%	5.06%	8.90%
3703	HOPES EMPLOYEES	Jamestown	(716) 665-5124	Beverly Byers	305	\$633	\$443	156	2.21%	6.66%	7.30%
2041	HORIZONS	Binghamton	(607) 724-5876	Mario Difulvio	71	\$111,799	\$85,829	11,935	1.30%	9.54%	11.99%
3962	HUDSON HERITAGE	Middletown	(845) 560-7156	Michael Ciriello	31	\$435,994	\$362,714	42,383	8.49%	2.17%	8.91%
68342	HUDSON RIVER COMMUNITY	Corinth	(518) 654-9028	Susan Commanda	43	\$279,248	\$244,272	26,320	1.09%	3.92%	12.55%
2812	HUDSON RIVER FINANCIAL	Mohegan Lake	(914) 526-4015	Thomas Powers	100	\$64,319	\$27,724	6,888	8.67%	14.04%	7.81%
68705	HUDSON VALLEY	Poughkeepsie	(845) 463-3011	Mary Madden	5	\$5,351,288	\$3,041,570	303,869	7.35%	1.18%	10.88%
15662	I C S	Elma	(716) 995-2316	Connie Schmidle	284	\$1,780	\$1,143	452	8.48%	-11.21%	7.73%
9952	I R E B	Brooklyn	(718) 834-6142	Andrew Rosenblatt	271	\$3,351	\$721	382	1.04%	-4.51%	15.64%
7717	INNER LAKES	Westfield	(716) 326-3858	Travis Heiser	76	\$100,293	\$41,828	9,236	8.92%	10.85%	8.29%

CH#	CREDIT UNION	CITY	PHONE	CEO	RANK	ASSETS (\$000)	LOANS (\$000)	MEMBERS	SHARE GROWTH	LOAN GROWTH	NET WORTH RATIO
16285	INTER-AMERICAN	Brooklyn	(718) 638-3655	David Dyer	301	\$850	\$83	475	2.93%	-11.65%	10.66%
11524	IRS BUFFALO	Buffalo	(716) 854-3714	Lori Makowski	256	\$5,109	\$3,886	910	-1.19%	-0.08%	7.43%
10023	ISLAND	Hauppauge	(631) 851-1100	Bret Sears	15	\$1,527,006	\$873,315	44,732	-6.01%	1.60%	8.87%
110	ITALO-AMERICAN	Glendale	(718) 366-6422	Maria Heidenreich	170	\$23,479	\$16,527	586	5.84%	0.64%	13.43%
3551	JAMESTOWN AREA COMMUNITY	Jamestown	(716) 483-1650	Vicky Burdick	107	\$56,760	\$29,868	6,373	2.76%	9.20%	8.27%
2760	JOVIA FINANCIAL	Westbury	(516) 561-0030	John Deieso	8	\$3,481,966	\$2,887,013	199,326	10.16%	11.87%	9.69%
22220	KALEIDA HEALTH	Buffalo	(716) 859-5960	Michele Walczak	193	\$16,004	\$10,303	3,900	-0.68%	1.62%	12.07%
858	KENMORE N. Y. TEACHERS	Buffalo	(716) 877-1630	Cheryl Scott	118	\$46,888	\$21,228	3,732	1.03%	14.47%	8.24%
23503	KOREAN AMERICAN CATHOLICS	Flushing	(718) 353-7676	Young Ah Kim	168	\$24,643	\$12,786	1,837	-3.97%	-5.06%	8.18%
17878	LAKE SHORE	Angola	(716) 549-4150	Susan George	184	\$16,871	\$8,251	3,173	-0.79%	2.35%	11.57%
23317	LAST	Long Island City	(718) 937-6677	Kamini Manna	328	\$51	\$0	245	-65.90%	-100.00%	80.81%
18422	LATVIAN	Melville	(631) 481-1491	Brigita Klaus	275	\$3,214	\$458	148	-5.72%	-30.60%	18.81%
22625	LEATHERSTOCKING REGION	Cooperstown	(607) 547-5700	Anoel Kelly	114	\$51,044	\$28,101	4,575	-0.82%	20.24%	11.98%
12170	LEROY	Le Roy	(585) 768-7207	Gerardine Panek	206	\$13,551	\$6,550	1,707	4.15%	0.48%	7.93%
10728	LEWISTON PORTER	Youngstown	(716) 286-7293	Kenneth Stadler	213	\$12,232	\$5,576	919	6.00%	-5.26%	11.57%
12833	LEXINGTON AVENUE	Rochester	(585) 254-4543	Aaron King	187	\$16,638	\$14,499	3,994	8.54%	5.89%	7.33%
9676	LINTON	Tonawanda	(716) 879-2363	Donna Matisko	250	\$6,539	\$4,292	1,065	1.47%	-11.67%	20.32%
22447	LOCAL 41 IBEW	Orchard Park	(716) 662-6133	Stacy Bognar	221	\$11,301	\$7,071	1,692	4.28%	2.68%	10.20%
23144	LOCAL 804	Long Island City	(718) 878-4622	Ysemmy Abood	185	\$16,774	\$10,243	2,697	-0.11%	6.10%	29.21%
17372	LOCKPORT SCHOOLS	Lockport	(716) 433-7740	Tammy Dodge	194	\$15,827	\$11,242	1,412	14.48%	41.58%	8.91%
3256	LONG BEACH TEACHERS	Long Beach	(516) 897-2064	James Fiola	272	\$3,271	\$901	446	-10.88%	-16.09%	22.90%
75	LONG ISLAND CITY POSTAL EMPLOYEES	Long Island City	(718) 786-3991	Colleen Paolicelli	278	\$2,624	\$89	269	-2.56%	-0.63%	23.66%
2782	LONG ISLAND STATE EMPLOYEES	Hauppauge	(631) 291-9160	Joyce Miller	197	\$15,025	\$4,130	2,111	3.90%	-0.63%	9.35%
24232	LOWER EAST SIDE PEOPLE'S	New York	(212) 529-8197	Maureen Genna	106	\$57,922	\$45,994	8,129	4.03%	2.49%	10.86%
20341	LUFTHANSA EMPLOYEES	East Meadow	(516) 296-9478	Franz Ortner	78	\$97,733	\$6,785	1,245	-1.61%	-5.97%	14.98%
2800	MAMTA	Mamaroneck	(914) 834-3200	Dean Reben	215	\$12,103	\$1,167	1,068	-5.19%	-1.00%	10.23%
11550	MARYVALE SCHOOLS	Cheektowaga	(716) 633-8750	Sarah Brusio	235	\$8,913	\$3,646	1,000	0.04%	-11.14%	17.74%
13766	MCT	Amsterdam	(518) 842-1840	Patty Macek	111	\$54,971	\$9,224	3,576	-0.47%	8.77%	10.62%
12546	MEDICAL EMPLOYEES OF STATEN ISLAND	Staten Island	(718) 876-2721	Susan Ortolano	276	\$2,823	\$1,354	971	-1.78%	2.39%	7.58%
20885	MEDISYS EMPLOYEES	Jamaica	(718) 206-8216	Karilyn Neumann	154	\$27,501	\$4,991	3,789	-3.00%	1.04%	9.42%
10684	MERIDIA COMMUNITY	Hamburg	(716) 648-4411	Mike Hoffman	90	\$78,971	\$68,587	8,453	4.58%	7.57%	12.96%
20857	METRO REALTORS	West Babylon	(631) 661-4800	Luisa Harman	189	\$16,426	\$14,013	2,215	1.03%	0.59%	10.29%
15766	MID-HUDSON VALLEY	Kingston	(845) 336-4444	Wayne Winkler	20	\$1,084,245	\$810,328	80,460	3.46%	8.64%	9.47%
907	MOHAWK PROGRESSIVE	Schenectady	(518) 372-0828	C. McCormack Graver	232	\$9,393	\$6,414	1,079	-2.25%	-0.24%	9.13%
20823	MOHAWK VALLEY	Marcy	(315) 624-2950	Crystal Sicilia	132	\$37,212	\$21,179	3,250	3.91%	6.32%	13.14%
22566	MONEY	Syracuse	(315) 671-4000	Bruce Lagrow	121	\$44,145	\$27,301	4,019	8.25%	-3.83%	13.57%
15669	MOOG EMPLOYEES	East Aurora	(716) 655-2360	Frank Dumond	54	\$181,107	\$88,856	9,462	2.33%	5.03%	22.48%
15021	MORTON LANE	Buffalo	(716) 837-2007	Judy Bleichfeld	119	\$46,798	\$21,938	4,161	0.86%	7.05%	14.04%
132	MOUNT VERNON NY POSTAL EMPLOYEES	Mount Vernon	(914) 668-0638	Mary Barthell	291	\$1,271	\$378	176	-5.96%	-31.90%	16.26%
23444	MSBA EMPLOYEES	Garden City	(516) 766-0009	Julia McLaughlin	259	\$4,764	\$1,938	1,360	-5.08%	-7.09%	3.30%
60153	MUNICIPAL	New York	(212) 238-3300	Jane Dobbs	9	\$3,052,271	\$1,938,817	572,313	5.39%	-1.23%	4.75%
20060	N.U.L.	New York	(212) 558-5300	Caron Washington	318	\$229	\$17	93	-1.83%	-32.44%	26.35%
1404	NASSAU FINANCIAL	Westbury	(516) 742-4900	John Decelle	33	\$389,444	\$231,608	22,254	-1.02%	-13.62%	6.31%
3850	NCPD	Plainview	(516) 938-0300	Peter Dittko	23	\$764,862	\$203,807	15,582	1.79%	5.49%	15.48%
24589	NEIGHBORHOOD TRUST	New York	(212) 740-0900	R. Monge-Portaro	210	\$12,766	\$7,784	3,984	7.75%	6.82%	11.53%
24784	NEW COVENANT DOMINION	Bronx	(718) 328-3930	Rachel McCarthy	297	\$923	\$353	309	-23.91%	-25.58%	9.58%
9358	NEW YORK TIMES EMPLOYEES	New York	(212) 354-0351	Darlene Greene	91	\$74,913	\$30,189	6,035	-0.36%	-2.09%	17.00%
23958	NEW YORK UNIVERSITY	New York	(212) 995-3171	Mira Ness	159	\$26,054	\$19,073	6,957	7.52%	22.39%	10.68%
63856	NEWSPAPER EMPLOYEES	Albany	(518) 454-5363	Rhonda Bachman	309	\$499	\$222	131	-37.34%	-20.25%	57.79%
10613	NIAGARA FALLS AIR FORCE	Niagara Falls	(716) 297-4034	Melissa Trosterud	198	\$14,945	\$5,542	1,932	5.79%	7.23%	13.92%
98	NIAGARA FALLS TEACHERS	Niagara Falls	(716) 285-5569	Dawn Stanisz	211	\$12,590	\$4,616	1,450	2.28%	17.44%	15.02%
63793	NIAGARA FRONTIER FEDERAL MUNI. EMP.	Niagara Falls	(716) 284-2161	Tony Minicucci	277	\$2,803	\$1,416	438	4.73%	-13.09%	14.46%
1842	NIAGARA MOHAWK POWER CORP TROY EMP.	Troy	(518) 270-3400	Terance Fisher	266	\$3,725	\$3,307	565	-0.80%	0.08%	8.84%
3285	NIAGARA REGIONAL	North Tonawanda	(716) 694-4987	Donna Wick	141	\$32,862	\$20,552	2,656	9.20%	7.35%	9.62%
8693	NIAGARA'S CHOICE	Niagara Falls	(716) 284-4110	Daniel Keleher	51	\$196,262	\$130,831	24,248	2.49%	9.94%	10.07%
14040	NIAGARA-WHEATFIELD	Sanborn	(716) 731-2632	Gregory Hughes	182	\$17,744	\$6,259	2,009	4.53%	14.20%	8.31%
21026	NORTH FRANKLIN	Malone	(518) 483-8668	Darin Childs	101	\$64,105	\$35,663	5,044	1.82%	15.31%	13.50%
21630	NORTHEASTERN OPERATING ENGINEERS	Whitestone	(718) 847-8484	Timothy Faughnan	95	\$70,720	\$59,226	2,341	1.34%	2.50%	8.54%
68696	NORTHERN	Watertown	(315) 782-0155	Dan St. Hilaire	42	\$282,729	\$251,948	31,709	15.15%	8.44%	7.54%
19774	NORTHERN CHAUTAUQUA	Silver Creek	(716) 934-3111	Edward Gallivan	267	\$3,664	\$1,941	611	0.86%	-7.09%	9.13%
61651	NORTON-TROY EMPLOYEES	Watervliet	(518) 266-2481	Joan Theilemann	255	\$5,498	\$1,704	497	-10.13%	-2.16%	17.70%
18620	NORWICH-TELOPS	Norwich	(607) 336-4988	Sheryl Harmon	237	\$8,540	\$5,844	1,266	-1.65%	9.67%	11.78%
19216	NY TEAM	Hicksville	(516) 822-1070	Robert Young	131	\$37,702	\$14,587	6,141	-0.88%	-0.14%	6.11%
18238	NYM	Brooklyn	(718) 780-3618	Sabrina Singh	183	\$17,702	\$3,996	2,878	-2.82%	-12.46%	15.41%
23700	O & R UTILITIES EMPLOYEES	Monroe	(845) 774-0831	Mark Welshoff	190	\$16,411	\$13,870	1,409	5.86%	31.64%	13.18%
19269	OCEAN FINANCIAL	Oceanside	(516) 620-8100	Joseph Tedesco	37	\$321,849	\$188,599	14,671	3.19%	-4.35%	8.40%
21083	OLEAN AREA	Olean	(716) 372-6607	Stephen Foster	41	\$304,763	\$176,923	19,022	3.66%	1.34%	15.15%
7656	OLEAN TEACHERS' AND POSTAL	Olean	(716) 373-0155	Patricia Sander	176	\$20,641	\$8,643	1,968	7.60%	3.82%	8.68%
13102	ONEIDA COUNTY	Utica	(315) 798-5741	Mary Williams	207	\$13,322	\$4,609	1,843	2.24%	9.54%	11.54%
14462	ONTARIO SHORES	Newfane	(716) 778-7423	Mark Ruppert	75	\$102,064	\$50,430	7,318	8.13%	9.35%	9.88%
21927	OSWEGO COUNTY	Oswego	(315) 343-7822	Bill Carhart	77	\$97,884	\$79,513	12,439	16.20%	7.61%	8.32%

CH#	CREDIT UNION	CITY	PHONE	CEO	RANK	ASSETS (\$000)	LOANS (\$000)	MEMBERS	SHARE GROWTH	LOAN GROWTH	NET WORTH RATIO
14436	OSWEGO TEACHERS EMPLOYEES	Oswego	(315) 342-4574	Joseph Dwyer	123	\$43,647	\$24,366	2,682	5.41%	15.13%	11.26%
4480	PALISADES	Pearl River	(845) 602-4242	Tony Molina	53	\$188,245	\$134,724	14,762	-3.70%	2.02%	10.17%
16933	PARKS HERITAGE	Glens Falls	(518) 926-4700	Csilla Bell	152	\$28,253	\$18,624	3,703	-1.09%	-5.97%	13.27%
23658	PAUL QUINN	Jamaica	(718) 739-3353	Pegi Brown	314	\$314	\$34	162	-12.56%	14.23%	25.85%
15459	PENN SOUTH COOPERATIVE	New York	(212) 675-3200	Robert Pillartz	236	\$8,631	\$7,261	724	-2.10%	-4.88%	13.61%
3633	PEOPLE'S ALLIANCE	Hauppauge	(631) 434-3500	Carol Allen	45	\$269,572	\$177,545	38,028	2.75%	1.62%	9.30%
15516	PERU	Peru	(518) 643-9915	Maggie Pope	169	\$23,751	\$15,284	3,113	16.14%	15.47%	13.63%
19085	PITTSFORD	Mendon	(585) 624-7474	Brian Scudder	32	\$418,586	\$316,578	20,656	5.82%	8.77%	11.36%
12873	PLATTSBURGH CITY SCHOOL DISTRICT	Plattsburgh	(518) 561-4510	Anna Sherman	253	\$6,192	\$5,259	727	-6.45%	-4.84%	19.25%
22592	POLISH & SLAVIC	Brooklyn	(718) 610-3970	B. Chmielewski	10	\$2,068,242	\$1,167,591	100,841	4.41%	5.10%	10.10%
9532	PORT CHESTER TEACHERS	Rye Brook	(914) 939-4870	Steven Cohen	139	\$34,210	\$7,879	2,821	-1.50%	6.27%	9.00%
18635	PORT WASHINGTON	Port Washington	(516) 883-3537	Michael Fitzgerald	120	\$44,472	\$34,522	2,533	12.16%	3.69%	14.15%
6958	PORT WASHINGTON TEACHERS	Port Washington	(516) 883-1227	Barbara Yoniak	227	\$10,512	\$2,866	900	-5.23%	-14.94%	34.10%
3947	QSIDE	Queens Village	(718) 353-1300	Mark Johnson	117	\$47,810	\$30,485	7,830	-2.54%	-4.84%	8.45%
22769	QUORUM	Purchase	(914) 641-3700	Bruno Sementilli	22	\$841,254	\$727,232	71,690	2.48%	3.35%	7.70%
1317	REDIFORM NIAGARA FALLS NY	Niagara Falls	(716) 284-2430	Tammy Reynolds	228	\$10,377	\$7,405	2,188	0.87%	8.87%	16.52%
20258	RELIANT COMMUNITY	Sodus	(315) 483-6936	Pamela Heald	29	\$473,195	\$365,067	41,910	6.40%	5.14%	10.35%
2008	REMINGTON	Ilion	(315) 894-9924	Tracey Davenport	125	\$41,718	\$25,343	4,735	4.55%	18.16%	14.30%
24715	RIVERSIDE	Kenmore	(716) 875-1747	Tracey Landahl	110	\$55,294	\$41,496	5,540	1.23%	6.29%	11.60%
817	ROCHESTER & MONROE CO. EMP.	Rochester	(585) 546-4279	William Allen	167	\$24,776	\$20,303	3,996	-1.88%	0.39%	12.22%
680	ROCHESTER AREA STATE EMPLOYEES	Rochester	(585) 272-0020	Carl Byers	202	\$14,120	\$6,333	1,850	-2.36%	-5.18%	12.06%
22078	ROCHESTER POLISH	Rochester	(585) 266-5876	Margaret Urban	242	\$7,456	\$1,758	384	-0.38%	-13.36%	20.54%
15080	ROCKLAND EMPLOYEES	Spring Valley	(845) 371-5804	Miriam Fernandez	130	\$38,346	\$30,510	7,008	1.57%	6.17%	12.11%
1810	ROME	Rome	(315) 339-1658	Karen Bailer	173	\$21,152	\$14,959	1,957	-4.14%	-0.13%	9.49%
12624	ROME TEACHERS	Rome	(315) 336-7810	Tracy Worden	126	\$41,711	\$18,641	3,421	3.57%	9.48%	13.01%
10022	S I EMPLOYEES	Saratoga Springs	(518) 584-4100	Peggy Murphy	310	\$411	\$89	95	5.27%	-31.38%	29.47%
18528	SAINT JOHN A M E	Niagara Falls	(716) 285-6432	Ann Palmer	319	\$186	\$102	188	-7.08%	1.59%	12.55%
9871	SAINT LAWRENCE	Ogdensburg	(315) 393-3530	Todd Mashaw	57	\$160,962	\$129,521	10,810	2.08%	5.68%	10.87%
5252	SARATOGA'S COMMUNITY	Saratoga Springs	(518) 583-2323	Don Denofio	129	\$38,914	\$34,848	5,641	-1.08%	5.14%	7.57%
21231	SCF WESTCHESTER N. Y. EMPLOYEES	White Plains	(914) 694-3421	Patricia Clarke	286	\$1,605	\$639	315	-4.57%	-3.18%	21.47%
16278	SCHENECTADY COUNTY EMPLOYEES	Schenectady	(518) 374-3830	Denelle Albert	263	\$4,149	\$2,844	760	2.81%	3.22%	6.76%
9486	SCHOOL SYSTEMS	Troy	(518) 286-1611	Joseph Wiley	83	\$92,655	\$36,316	5,199	4.20%	5.68%	8.07%
15672	SEACOMM	Massena	(315) 764-0566	Scott Wilson	26	\$568,934	\$337,745	48,263	3.42%	1.64%	15.49%
20496	SECNY	Syracuse	(315) 469-5599	Walter Bobesky	50	\$201,429	\$126,606	15,647	7.87%	3.54%	8.28%
7217	SELF RELIANCE NEW YORK	New York	(212) 473-7310	Bohdan Kurczak	17	\$1,388,544	\$691,774	15,216	4.01%	-1.43%	16.85%
24863	SENECA NATION OF INDIANS	Irving	(716) 532-8179	Debra Culligan	268	\$3,649	\$2,347	1,951	10.73%	20.40%	10.48%
10933	SERVO	Painted Post	(607) 936-2293	Nancy Williamson	38	\$320,929	\$237,979	35,825	3.31%	5.69%	13.90%
6011	SIDNEY	Sidney	(607) 561-7300	James Reynolds	27	\$521,758	\$377,288	52,628	8.55%	13.09%	13.72%
4441	SING SING EMPLOYEES	Ossining	(914) 762-3372	Dennis Manwaring	230	\$9,791	\$4,445	1,533	1.93%	0.46%	18.07%
20279	SISTER'S HOSPITAL EMPLOYEES	Buffalo	(716) 862-1472	Julia Defranks	240	\$8,139	\$3,460	1,573	-2.86%	17.19%	10.29%
20292	SLOAN PUBLIC SCHOOLS	Cheektowaga	(716) 897-7800	Tina Roskwitalski	281	\$2,233	\$1,922	495	1.37%	8.82%	10.43%
22247	SMSD	Buffalo	(716) 834-7200	Michael Soehner	282	\$2,206	\$785	372	-0.90%	-4.90%	19.72%
7846	SOLUTIONS	Elmira	(607) 734-7144	Thomas Wood	155	\$26,950	\$17,800	3,752	0.92%	4.92%	10.56%
17891	SOUTH TOWNS COMMUNITY	Lackawanna	(716) 827-7788	Diana Lavis	191	\$16,204	\$5,270	2,360	0.25%	-4.30%	8.17%
23177	SOUTHERN BAPTIST CHURCH OF NY	New York	(212) 316-6409	Tanyika Brime	323	\$162	\$50	99	-5.48%	-1.06%	9.46%
9107	SOUTHERN CHAUTAUQUA	Lakewood	(716) 665-7000	John Felton	86	\$90,062	\$79,312	15,906	10.19%	15.58%	9.99%
18858	SPC BROOKLYN	Brooklyn	(718) 857-5543	Balfour Thompson	311	\$393	\$67	336	1.72%	-0.05%	10.82%
14522	SPECIAL METALS	New Hartford	(315) 797-3575	Jaime McCloskey	225	\$10,662	\$8,645	998	8.14%	29.28%	14.19%
14884	SPENCERPORT	Spencerport	(585) 352-6890	Nancy Bodhorn	149	\$29,106	\$19,120	4,429	2.70%	-7.97%	8.62%
1787	SPERRY ASSOCIATES	Garden City Park	(516) 873-7171	Kevin Healy	46	\$268,804	\$172,930	16,331	7.83%	-1.81%	8.07%
5263	ST. AUGUSTINE PRESBYTERIAN	Bronx	(718) 542-7253	Jose Sprouse	326	\$100	\$2	117	4.13%	-40.48%	6.48%
21355	ST. JOHN UNITED	Buffalo	(716) 847-1815	Lionel Davis	295	\$1,013	\$272	1,113	-1.92%	-4.39%	15.97%
7586	ST. JOHN'S BUFFALO	Buffalo	(716) 823-1527	Dorothy Ellis	262	\$4,237	\$2,649	2,400	2.94%	-6.33%	7.27%
3306	ST. JOSEPHS PARISH BUFFALO	Buffalo	(716) 833-9670	Michael Bondanza	85	\$90,562	\$73,273	6,393	14.16%	7.04%	9.59%
7172	ST. PHILIP'S CHURCH	New York	(212) 862-4940	Thomas Wernham	287	\$1,372	\$64	367	3.72%	-42.31%	29.58%
18090	ST. PIUS X CHURCH	Rochester	(585) 247-0724	Ann Hynes	89	\$78,977	\$60,127	6,608	4.58%	-2.83%	10.76%
16207	STATE CIVIL SERVICE EMPLOYEES	Watertown	(315) 785-2400	Jacqueline Ramirez	174	\$20,778	\$17,844	2,293	10.31%	22.98%	10.95%
51	STATE EMPLOYEES	Albany	(518) 464-5252	Michael Castellana	7	\$4,055,933	\$2,568,466	349,654	7.96%	8.92%	7.84%
20799	STATE UNIVERSITY OF NY GENESEO	Geneseo	(585) 245-5700	Barbara Dillon	248	\$6,698	\$1,789	598	-6.47%	-7.27%	26.47%
6225	STUEBEN CITIZENS	Bath	(607) 776-3684	Brandy Hollbrook	157	\$26,303	\$6,846	2,941	1.54%	9.25%	15.93%
24036	STEWARTS	Saratoga Springs	(518) 581-1201	John Bottisti	153	\$28,070	\$7,323	3,017	34.85%	6.73%	7.04%
10773	STRATTON AIR NATIONAL GUARD	Scotia	(518) 372-1254	Barbara Secore	303	\$722	\$540	841	-28.83%	-17.77%	42.49%
18823	STS. PETER & PAUL	Brooklyn	(917) 279-0050	Wilfredo Negron	288	\$1,331	\$136	222	-7.05%	-18.15%	23.06%
17914	SUFFOLK	Medford	(631) 924-8000	Ralph Spencer	18	\$1,227,734	\$748,783	61,541	9.04%	4.57%	9.55%
16360	SUMA YONKERS	Yonkers	(914) 220-4900	Roman Kozicky	35	\$343,187	\$215,947	7,144	3.40%	2.77%	14.28%
1884	SUNMARK	Latham	(518) 382-2597	Frank Degraw	24	\$740,218	\$651,155	62,294	17.28%	10.04%	9.09%
21851	SUNY FREDONIA	Fredonia	(716) 673-3585	Nancy Narraway	133	\$36,552	\$12,194	3,547	7.80%	9.25%	11.58%
11470	SWEET HOME	Amherst	(716) 691-9187	Kathryn Getz	138	\$35,044	\$19,411	3,117	1.50%	7.95%	7.75%
23865	SYRACUSE COOPERATIVE	Syracuse	(315) 473-0270	Christina Sauve	166	\$24,986	\$22,021	4,889	-7.25%	1.57%	7.79%
6627	SYRACUSE FIRE DEPARTMENT EMP.	Syracuse	(315) 471-4621	Jeffrey Fragale	80	\$93,763	\$54,470	6,021	2.90%	5.26%	13.67%
24387	SYRACUSE POSTAL	Syracuse	(315) 458-5550	Tanya Buffham	200	\$14,469	\$2,015	1,380	2.26%	-5.85%	9.48%

CH#	CREDIT UNION	CITY	PHONE	CEO	RANK	ASSETS (\$000)	LOANS (\$000)	MEMBERS	SHARE GROWTH	LOAN GROWTH	NET WORTH RATIO
12957	TCT	Ballston Spa	(518) 884-7002	Curt Cecala	47	\$235,855	\$178,612	13,521	11.57%	7.00%	7.93%
8116	TEACHERS	Smithtown	(631) 698-7000	Brad C. Calhoun	2	\$7,508,575	\$4,891,597	339,192	3.01%	9.98%	9.41%
19401	TEG	Poughkeepsie	(845) 452-7323	Ronald Flaherty	40	\$305,532	\$227,401	35,802	5.19%	5.79%	8.53%
24862	THE FINEST	New York	(646) 661-1886	Keith Stone	217	\$11,647	\$10,700	5,129	48.10%	47.53%	7.39%
22456	THE HEART CENTER	Roslyn	(516) 562-6650	Maureen Duff	180	\$19,135	\$6,406	2,427	2.02%	9.87%	12.88%
4580	THE SUMMIT	Rochester	(585) 453-7000	Laurie Baker	21	\$1,000,696	\$891,271	88,128	12.74%	4.56%	9.57%
3300	THE URBAN STREET BISCUIT WKRS	Buffalo	(716) 891-6564	Joan Sowinski	304	\$704	\$385	130	-2.96%	-20.99%	29.93%
22962	TOMPKINS EMPLOYEES	Ithaca	(607) 272-8567	Kimberly Payne	238	\$8,401	\$6,754	1,167	6.52%	13.53%	11.69%
22464	TONAWANDA COMMUNITY	Buffalo	(716) 873-4688	Melinda Hedges	142	\$32,660	\$10,884	5,996	1.37%	4.95%	8.17%
22167	TONAWANDA VALLEY	Batavia	(585) 343-5627	Kristine Duran	68	\$114,550	\$55,467	13,395	5.22%	9.00%	9.10%
23717	TOWN OF CHEEKTOWAGA	Cheektowaga	(716) 686-3497	Rick Roll	161	\$25,557	\$12,141	1,445	3.50%	11.03%	15.20%
15539	TOWN OF HEMPSTEAD EMPLOYEES	North Baldwin	(516) 867-4730	Robert Muir	64	\$124,662	\$59,024	8,639	-1.87%	-4.12%	6.82%
9219	TRAILNORTH	Ticonderoga	(518) 585-6725	Shawn Hayes	70	\$112,690	\$50,879	9,771	4.87%	15.31%	9.94%
15067	TRANSFIGURATION PARISH	Brooklyn	(718) 388-0729	Eladio Lamboy	229	\$10,249	\$4,501	2,247	-2.39%	-7.59%	6.99%
21831	TRANSIT	Valley Stream	(718) 425-1312	Barbara Byram	199	\$14,801	\$2,181	3,572	2.68%	-3.87%	11.72%
798	TRANSIT AUTHORITY DIVISION B	New York	(212) 942-1448	Robert Potter	252	\$6,232	\$1,955	1,790	0.82%	-3.52%	11.33%
8885	TRI STATE AREA	Hoosick Falls	(518) 686-4504	Jim Martinez	148	\$30,223	\$16,359	3,595	15.66%	8.72%	10.30%
119	TRIBORO POSTAL	Flushing	(718) 961-7585	Bernadette Summa	65	\$124,278	\$11,823	4,283	1.49%	7.83%	16.75%
21875	TRI-COUNTY	Delevan	(716) 496-5087	Sylvia Chase	265	\$4,039	\$2,453	823	-2.57%	6.29%	20.32%
23198	TRI-LAKES	Saranac Lake	(518) 891-1666	Heather DeForest	178	\$19,440	\$10,191	2,255	13.04%	1.06%	8.25%
15928	TROY	Troy	(518) 272-1688	Kevin Gordon	274	\$3,246	\$1,990	489	-5.45%	10.51%	14.75%
20290	TWIN RIVERS	Massena	(315) 764-0240	Jane Tjo	146	\$31,083	\$14,619	2,739	4.31%	-1.53%	12.79%
20613	UFIRST	Plattsburgh	(518) 324-5700	Linda Bourgeois	88	\$83,659	\$66,661	8,914	1.39%	16.00%	16.67%
21586	UHS EMPLOYEES	Johnson City	(607) 763-6565	Kay Murray	177	\$19,905	\$10,703	3,337	10.18%	6.35%	9.35%
8854	UKRAINIAN	Rochester	(585) 544-9518	Oleg Lebedko	44	\$271,039	\$241,736	22,178	10.42%	7.05%	9.12%
17107	UKRAINIAN NATIONAL	New York	(212) 533-2980	N. Pachashynska	59	\$150,417	\$84,231	5,961	2.71%	2.34%	10.95%
21694	ULSTER	Kingston	(845) 339-5544	William Querbes	62	\$129,757	\$41,940	7,957	1.36%	-5.82%	8.80%
3313	UMICO	New Hartford	(315) 734-2139	Michelle Siriano	244	\$7,101	\$4,968	1,067	-1.79%	-1.61%	11.90%
16790	UNION BAPTIST GREENBURGH	White Plains	(914) 948-6917	W. Harris-Ahyoung	307	\$529	\$135	277	112.51%	78.52%	19.58%
5655	UNION CONGREGATIONAL	New York	(212) 281-2662	Joan Carter	317	\$257	\$10	80	-0.39%	-75.87%	22.76%
5588	UNITED NATIONS	Long Island City	(347) 686-6660	William Predmore	4	\$5,980,675	\$3,556,605	146,355	9.52%	12.68%	10.33%
9478	UNITED NEIGHBORS	Watertown	(315) 782-6476	Jocelyn Rutigliano	261	\$4,330	\$2,629	950	-12.12%	-16.28%	4.60%
3714	UNIVERSITY SETTLEMENT	New York	(212) 674-9120	Clara Lagos	302	\$751	\$191	178	-1.88%	15.57%	11.23%
20547	UPSTATE MILK EMPLOYEES	Cheektowaga	(716) 332-5337	Gail Fronczak	279	\$2,564	\$931	549	2.38%	-5.94%	9.14%
10746	UPSTATE TELCO	Gloversville	(518) 773-6548	Barbara Insognia	258	\$4,890	\$1,496	635	1.13%	15.20%	16.04%
24823	URBAN UPBOUND	Long Island City	(718) 784-5050	Chhanda Sutton	293	\$1,057	\$202	1,076	-3.12%	-9.76%	10.06%
5973	US COURT HOUSE SDNY	New York	(212) 349-0406	Nora Masi	269	\$3,551	\$2,461	519	2.32%	-1.65%	19.29%
6265	US WEATHER BUREAU NY	Bohemia	(631) 244-2511	Eleanor Waymer	290	\$1,292	\$40	124	-5.47%	-12.56%	16.82%
17587	USALLIANCE FINANCIAL	Rye	(914) 921-0500	Kris Van Beek	13	\$1,843,868	\$1,618,251	120,310	11.51%	9.27%	8.54%
11157	UTICA DISTRICT TELEPHONE EMP.	Utica	(315) 724-5133	Patrick Gallagher	134	\$36,165	\$16,184	1,903	-2.26%	6.48%	30.63%
2252	UTICA GAS & ELECTRIC EMP.	New Hartford	(315) 733-1596	John Deecher	92	\$74,612	\$54,004	3,017	11.66%	13.52%	18.00%
2208	UTICA POLICE DEPARTMENT	Utica	(315) 223-3592	Francis Noti	246	\$6,876	\$3,725	601	-7.35%	1.05%	20.49%
1125	VAN CORTLANDT COOPERATIVE	Bronx	(718) 549-5858	Mirela Alexe	102	\$61,692	\$16,222	3,076	-5.75%	-22.22%	6.92%
24598	VARICK MEMORIAL	Uniondale	(516) 564-6061	Lynette Robinson	322	\$166	\$13	175	-23.04%	-32.05%	11.44%
17429	VISIONS	Endwell	(607) 786-2000	Tyrone Muse	6	\$4,274,925	\$2,932,533	209,867	4.40%	4.31%	12.88%
6112	WATERTOWN POSTAL	Watertown	(315) 788-4163	Kelly Donnelly	251	\$6,345	\$2,008	592	-20.17%	3.07%	13.24%
16335	WEBSTER	Webster	(585) 671-8900	Walter Zehder	195	\$15,689	\$10,684	2,310	0.76%	2.49%	8.20%
15386	WESTAR	Camillus	(315) 672-7827	Karen Grabowski	151	\$28,636	\$13,747	2,761	1.83%	-1.64%	9.87%
24731	WESTERN DIVISION	Williamsville	(716) 632-9328	Robert Harms	61	\$141,254	\$61,206	8,372	1.08%	6.90%	16.17%
16042	WESTERN NEW YORK	West Seneca	(716) 674-3199	Marie Betti	108	\$56,286	\$35,564	7,967	5.78%	-1.01%	9.74%
15324	WESTSIDE COMMUNITY	Churchville	(585) 293-3840	Joan Hawthorne	181	\$18,736	\$10,666	1,971	6.94%	9.45%	7.58%
3110	WHITE PLAINS P O EMPLOYEES	White Plains	(914) 761-6507	Patricia Clarke	292	\$1,061	\$132	90	-3.84%	14.03%	26.98%
8618	WILLIAMSVILLE	Amherst	(716) 691-3110	Sandra Castiglia	214	\$12,167	\$5,994	2,032	2.38%	-3.39%	10.87%
21168	WINTHROP-UNIVERSITY HOSPITAL EMP.	Mineola	(516) 493-9400	Mira Ness	150	\$28,835	\$17,489	3,666	-8.26%	14.80%	8.89%
14836	WIT	Rochester	(585) 454-4580	David Wright	175	\$20,739	\$17,543	4,138	6.37%	4.79%	10.37%
63918	YONKERS POSTAL EMPLOYEES	Yonkers	(914) 423-7628	Ginger Watkins	247	\$6,741	\$1,659	532	-3.77%	-6.43%	19.52%
2819	YONKERS TEACHERS	Yonkers	(914) 376-7088	William Turner	105	\$60,023	\$4,050	2,897	2.92%	-1.29%	12.67%

STATE TABLE

NORTH CAROLINA

NORTH CAROLINA CREDIT UNIONS | DATA AS OF 12.31.19

	2015	2016	2017	2018	2019	2019 Growth	5-Year CAGR
<b>Number of Credit Unions</b>	<b>79</b>	<b>74</b>	<b>72</b>	<b>71</b>	<b>68</b>	<b>-4.23%</b>	<b>-2.95%</b>
<b>Number of Members</b>	3,780,802	3,997,235	4,140,998	4,318,145	4,464,863	<b>3.40%</b>	<b>3.38%</b>
<b>Total Assets (\$000)</b>	\$46,213,726	\$50,309,350	\$53,898,440	\$56,447,368	\$60,255,563	<b>6.75%</b>	<b>5.45%</b>
<b>Total Shares (\$000)</b>	\$41,429,687	\$45,209,184	\$48,268,849	\$50,292,279	\$53,716,120	<b>6.81%</b>	<b>5.33%</b>
<b>Total Loans (\$000)</b>	\$28,377,880	\$31,107,401	\$34,091,987	\$36,434,998	\$38,746,885	<b>6.35%</b>	<b>6.43%</b>
<b>Total Capital (\$000)</b>	\$4,319,584	\$4,657,242	\$5,052,095	\$5,526,577	\$6,068,939	<b>9.81%</b>	<b>7.04%</b>

CH#	CREDIT UNION	CITY	PHONE	CEO	RANK	ASSETS (\$000)	LOANS (\$000)	MEMBERS	SHARE GROWTH	LOAN GROWTH	NET WORTH RATIO
23386	ACCLAIM	Greensboro	(336) 332-5302	Valerie Marsh	40	\$47,634	\$34,139	7,177	8.92%	-4.69%	8.96%
24438	ALLEGACY	Winston Salem	(336) 774-3400	Cathy Pace	5	\$1,636,541	\$1,201,627	154,871	12.36%	5.64%	10.46%
60660	ALLVAC SAVINGS	Monroe	(704) 291-7112	Joy Page	61	\$7,562	\$4,457	1,366	-5.74%	5.78%	16.96%
22119	AMERICAN PARTNERS	Reidsville	(336) 349-2729	Brian Bone	33	\$56,601	\$48,039	8,173	8.20%	17.54%	11.01%
62114	ARCADE	Asheville	(828) 254-1582	Charlene Hyatt	62	\$6,933	\$3,656	954	-6.43%	-2.77%	12.96%
63519	BLUE FLAME	Charlotte	(704) 523-0075	Charles Lowe	45	\$29,684	\$17,568	3,318	-7.50%	-7.49%	19.92%
7955	BRAGG MUTUAL	Fayetteville	(910) 488-3515	Steve Foley	27	\$75,428	\$38,999	9,825	15.29%	5.75%	10.95%
19788	CAROLINA	Cherryville	(704) 435-0186	Donna Beringer	35	\$52,073	\$40,760	6,698	1.37%	8.61%	10.09%
24801	CAROLINA COOPERATIVE	Charlotte	(704) 543-8901	Ashley Hill	42	\$40,621	\$31,035	9,386	2.03%	9.06%	13.06%
23494	CAROLINAS TELCO	Charlotte	(704) 391-5600	Chris Dickman	11	\$445,485	\$273,898	32,578	3.80%	13.28%	15.95%
60721	CHAMPION	Canton	(828) 648-1515	Jake Robinson	15	\$287,326	\$238,770	27,137	12.12%	-6.16%	12.09%
63566	CHARLOTTE FIRE DEPARTMENT	Charlotte	(704) 375-3950	Deborah Trotter	39	\$48,231	\$23,586	2,923	-0.24%	-4.07%	13.65%
24808	CHARLOTTE METRO	Charlotte	(704) 375-0183	Bob Bruns	9	\$590,198	\$424,596	60,051	16.33%	9.87%	10.57%
24898	CIVIC	Raleigh	(984) 232-2700	Maurice Smith	41	\$42,490	\$18,750	679	6,492.75%	908,772.42%	13.01%
18297	COASTAL	Raleigh	(919) 420-8000	Chuck Purvis	2	\$3,387,042	\$2,856,122	270,377	10.22%	4.12%	11.24%
66856	CS	Catawba	(828) 241-6048	Steven Vaden	44	\$29,780	\$11,852	2,827	-10.10%	-3.04%	15.75%
20575	DILL	Roxboro	(336) 503-6544	Bettye Watts	66	\$860	\$449	250	-11.96%	0.49%	43.86%
18616	DUKE UNIVERSITY	Durham	(919) 684-6704	Daniel Berry	21	\$149,478	\$78,403	16,434	3.16%	-4.73%	8.92%
63663	ECUSTA	Pisgah Forest	(828) 884-7283	Lisa Rathburn	30	\$60,385	\$26,834	6,768	-3.71%	9.96%	11.59%
24819	ELECTEL COOPERATIVE	Raleigh	(800) 849-5600	Scott Armstrong	37	\$48,700	\$32,264	7,440	-7.72%	-3.62%	14.04%
66354	EMERGENCY RESPONDERS	Winston Salem	(336) 723-0619	Janita Rickett	50	\$24,360	\$17,763	2,833	17.77%	3.88%	11.74%
62673	FIRST CAROLINA PEOPLE'S	Goldsboro	(919) 736-0885	Crystal Grant	47	\$28,902	\$24,345	2,339	-0.97%	3.82%	9.59%
7870	FIRST FLIGHT	Cary	(919) 851-5690	Al Fallon	19	\$188,352	\$106,653	19,467	-4.10%	-20.43%	14.05%
68593	FIRST LEGACY COMMUNITY	Charlotte	(704) 375-5781	Michelle Outlaw	46	\$29,331	\$25,172	7,945	-12.58%	62.54%	9.43%
13690	FORT BRAGG	Fayetteville	(910) 487-8200	Todd Kenthack	12	\$419,831	\$242,741	39,147	4.95%	8.15%	11.96%
64034	GREATER KINSTON	Kinston	(252) 527-4002	Jaimie Spruill	56	\$11,624	\$7,231	5,564	2.05%	-10.79%	11.50%
63445	GREENSBORO	Greensboro	(336) 855-0662	Carol Roberts	52	\$20,781	\$5,970	2,102	-6.46%	1.46%	24.84%
24840	GREENSBORO MUNICIPAL	Greensboro	(336) 373-2090	Jerry Wise	34	\$56,469	\$41,801	6,172	4.65%	-0.17%	12.11%
62985	GUCO	Greenville	(252) 551-1599	Tim Lineberry	57	\$11,395	\$5,862	1,968	-6.85%	3.08%	15.54%
21044	HAMLET	Hamlet	(910) 582-1227	Al Parrish	54	\$14,942	\$7,733	2,511	-5.95%	-24.28%	5.96%
66317	HEALTHSHARE	Greensboro	(336) 832-8219	Genice Decorte	43	\$37,053	\$22,993	5,827	3.11%	13.96%	12.63%
22740	HSM	Hickory	(828) 328-2201	Lori Whitener	63	\$4,262	\$3,223	2,222	-19.15%	-7.05%	15.39%
3685	INTERNAL REVENUE EMPLOYEES	Greensboro	(336) 852-7511	Rose Sims	53	\$17,637	\$4,708	929	-11.36%	9.86%	17.84%
68430	LATINO COMMUNITY	Durham	(919) 688-9270	Luis Pastor	10	\$491,047	\$390,739	83,977	50.62%	25.95%	9.97%
24813	LION'S SHARE	Salisbury	(704) 636-0643	Mark Curran	36	\$51,167	\$39,422	12,133	8.00%	2.88%	8.88%
11409	LITHIUM	Bessemer City	(704) 868-0890	Eric Campbell	59	\$9,748	\$6,975	1,286	14.22%	20.68%	18.54%
24003	LOCAL GOVERNMENT	Raleigh	(919) 755-0534	Maurice Smith	4	\$2,234,264	\$1,865,815	356,277	9.64%	6.99%	9.54%
12977	MARINE	Jacksonville	(910) 577-7333	Jeff Clark	8	\$717,163	\$485,279	83,034	-3.92%	1.11%	8.96%
60149	MCDOWELL CORNERSTONE	Marion	(828) 652-4141	Amy Johnson	48	\$27,050	\$10,917	2,999	2.29%	-2.96%	19.90%
60002	MEMBERS	Winston Salem	(336) 748-4800	Robert Donley	14	\$326,695	\$150,132	50,571	16.61%	14.88%	12.61%
63595	MOUNT VERNON BAPTIST CHURCH	Durham	(919) 688-1823	Rosalyn Cole	68	\$160	\$7	311	-0.23%	22.41%	35.55%
68531	MOUNTAIN	Waynesville	(828) 456-8627	Patty Idol	17	\$223,408	\$138,128	26,608	6.52%	-1.44%	10.09%
12004	NORTH CAROLINA COMMUNITY	Goldsboro	(800) 734-8204	Mark Lesnau	28	\$72,708	\$26,649	6,490	-0.75%	0.37%	10.44%
24140	NORTH CAROLINA PRESS ASSOCIATION	Raleigh	(919) 839-5338	Daniel Morris	60	\$8,498	\$2,327	1,446	0.97%	-4.44%	13.82%
63425	NOVA	Charlotte	(704) 392-3418	Joy Watts	23	\$106,391	\$59,684	12,346	-2.25%	-5.80%	17.57%
932	OTEEEN V.A.	Asheville	(828) 298-8521	Maria Mathis	49	\$24,394	\$4,156	2,272	-1.93%	-9.95%	7.78%
65781	PIEDMONT	Statesville	(704) 873-6400	Ginger Waddell	64	\$4,089	\$2,403	926	-7.87%	-19.91%	14.42%
60160	PIEDMONT ADVANTAGE	Winston Salem	(336) 744-8502	Dion Williams	13	\$347,179	\$277,271	40,692	1.09%	-3.65%	10.52%
15863	PREMIER	Greensboro	(336) 370-1286	Lori Thompson	20	\$187,929	\$129,644	27,706	1.96%	6.19%	16.19%
8660	RIEGELWOOD	Riegelwood	(910) 655-2274	June Bigford	24	\$93,314	\$59,529	12,516	-10.52%	-3.97%	15.22%
18550	RTP	Morrisville	(919) 941-5700	Charles Venable	22	\$111,789	\$72,445	9,700	-0.70%	-7.71%	9.83%
24802	SELF-HELP	Durham	(919) 683-2000	Martin Eakes	6	\$1,205,558	\$1,017,605	82,300	9.38%	5.82%	16.05%
66258	SELF-HELP	Durham	(919) 956-4400	Martin Eakes	7	\$1,100,500	\$824,061	79,874	9.18%	25.49%	15.26%
19826	SHAW UNIVERSITY	Raleigh	(919) 546-8440	Nnamdi Onuorah	67	\$388	\$167	146	-17.65%	-18.48%	30.00%
24811	SHUFORD	Hickory	(828) 568-1234	Jerry Gaillard	51	\$23,320	\$18,110	4,192	1.29%	6.12%	12.71%
66310	STATE EMPLOYEES'	Raleigh	(919) 839-5000	Mike Lord	1	\$41,376,687	\$24,457,472	2,465,313	6.18%	6.29%	8.50%
63020	SUMMIT	Greensboro	(336) 662-6200	Sam Whitehurst	16	\$263,554	\$189,153	38,616	-0.56%	6.37%	15.08%
65384	TCP	Rural Hall	(336) 969-6518	Barbara Isaacs	58	\$10,741	\$7,513	1,444	1.47%	15.51%	21.13%

CH#	CREDIT UNION	CITY	PHONE	CEO	RANK	ASSETS (\$000)	LOANS (\$000)	MEMBERS	SHARE GROWTH	LOAN GROWTH	NET WORTH RATIO
21639	TEAM AND WHEEL	Winston Salem	(336) 785-0103	Juanita Brewer	55	\$12,088	\$8,751	2,012	3.29%	17.48%	14.77%
66319	TELCO	Tarboro	(252) 823-0119	Charles Johnson	31	\$59,888	\$39,143	8,131	5.16%	-19.87%	11.94%
63545	TELCO COMMUNITY	Asheville	(828) 252-6458	David Burnette	18	\$198,671	\$140,452	28,859	3.96%	5.32%	11.89%
66320	TEXAS GULF CAROLINA EMP.	Aurora	(252) 322-4111	Tina Taylor	65	\$2,370	\$1,054	461	-9.64%	-1.00%	39.42%
7840	TRULIANT	Winston Salem	(336) 659-1955	Todd Hall	3	\$2,711,723	\$2,208,882	254,373	9.67%	9.40%	8.89%
13492	VISION FINANCIAL	Durham	(919) 477-0696	Dawn Swaningson	38	\$48,587	\$22,666	8,586	-3.56%	-9.28%	11.39%
24807	WELCOME	Morrisville	(919) 474-3240	Stacey Mills	25	\$83,664	\$51,604	7,379	1.42%	-10.65%	13.92%
66324	WEYCO	Plymouth	(252) 793-7000	Eli Roberson	29	\$71,499	\$32,314	5,220	-5.90%	28.72%	13.82%
24814	WINSTON-SALEM	Winston Salem	(336) 727-2663	John Jameson	32	\$58,621	\$38,739	14,205	-0.72%	-16.64%	12.92%
66854	WNC COMMUNITY	Waynesville	(828) 456-1840	Randall Crawford	26	\$82,721	\$45,680	4,204	0.57%	6.42%	15.79%

STATE TABLE

NORTH DAKOTA

NORTH DAKOTA CREDIT UNIONS | DATA AS OF 12.31.19

	2015	2016	2017	2018	2019	2019 Growth	5-Year CAGR
<b>Number of Credit Unions</b>	<b>38</b>	<b>37</b>	<b>36</b>	<b>35</b>	<b>34</b>	<b>-2.86%</b>	<b>-2.20%</b>
<b>Number of Members</b>	216,417	212,599	212,065	209,291	209,561	<b>0.13%</b>	<b>-0.64%</b>
<b>Total Assets (\$000)</b>	\$3,454,246	\$3,565,573	\$3,675,958	\$3,804,758	\$3,991,094	<b>4.90%</b>	<b>2.93%</b>
<b>Total Shares (\$000)</b>	\$3,006,339	\$3,081,166	\$3,134,475	\$3,277,551	\$3,433,729	<b>4.77%</b>	<b>2.69%</b>
<b>Total Loans (\$000)</b>	\$2,473,916	\$2,517,345	\$2,572,720	\$2,692,155	\$2,773,081	<b>3.01%</b>	<b>2.31%</b>
<b>Total Capital (\$000)</b>	\$430,796	\$463,178	\$493,343	\$516,804	\$560,843	<b>8.52%</b>	<b>5.42%</b>

CH#	CREDIT UNION	CITY	PHONE	CEO	RANK	ASSETS (\$000)	LOANS (\$000)	MEMBERS	SHARE GROWTH	LOAN GROWTH	NET WORTH RATIO
12980	AFFINITY FIRST	Minot	(701) 857-5541	Kelly Duchsherer	14	\$48,617	\$25,241	2,969	-0.03%	-5.15%	15.42%
64294	AREA COMMUNITY	Grand Forks	(701) 772-2690	Lonny Nygren	22	\$23,671	\$17,092	2,828	-1.14%	4.59%	18.38%
1888	ASPIRE	Minot	(701) 837-5353	Mindee Kohlman	9	\$128,491	\$103,204	6,550	3.73%	2.32%	13.00%
61637	CAPITAL	Bismarck	(701) 255-0042	Vance Reinbold	2	\$540,918	\$404,932	30,037	10.73%	5.19%	12.38%
61390	CITY AND COUNTY EMPLOYEES	Fargo	(701) 237-4493	Dawn Roglien	27	\$14,302	\$6,516	1,522	5.79%	0.34%	10.39%
61336	COMMUNITY	New Rockford	(701) 947-5011	Barbara Messner	7	\$173,224	\$35,871	4,997	5.12%	4.22%	15.28%
63613	DAKOTA PLAINS	Edgeley	(701) 493-2334	Michael Reinsour	11	\$81,425	\$67,340	4,401	4.49%	2.11%	8.86%
1862	DAKOTA TELCO	Fargo	(701) 298-8207	Mary Hildre	24	\$20,079	\$1,009	810	-4.28%	5.17%	12.81%
62380	DAKOTA WEST	Watford City	(701) 444-6484	Jeff Meyer	6	\$264,130	\$115,742	6,940	-3.76%	-3.78%	13.15%
64444	ELM RIVER	Kindred	(701) 428-9111	Erin Olstad	19	\$25,383	\$18,909	1,418	-4.12%	0.92%	16.71%
9102	F.F.E.	Fargo	(701) 235-1359	Emily Teberg	32	\$4,411	\$1,542	533	-0.27%	2.47%	11.50%
47	FARGO PUBLIC SCHOOLS	Fargo	(701) 365-0480	Mari Gagelin	15	\$41,701	\$19,770	2,535	8.85%	13.15%	13.33%
288	FARGO VA	Fargo	(701) 280-0870	Jana Thune	29	\$11,113	\$6,510	1,498	-0.85%	-0.73%	12.49%
60103	FIRST COMMUNITY	Jamestown	(701) 252-0360	Steve Schmitz	1	\$850,203	\$670,405	43,979	3.04%	-1.48%	13.57%
64240	FLASHER COMMUNITY	Flasher	(701) 597-3391	Darla Schafer	30	\$11,025	\$7,546	782	6.69%	-1.11%	9.67%
62722	FREEDOM COMMUNITY	Fargo	(701) 232-0828	Mary Hagen	18	\$26,936	\$14,375	2,588	-1.05%	2.29%	8.98%
3660	G.E.M.	Minot	(701) 852-3866	Kim Colbenson	17	\$27,936	\$11,809	1,824	4.41%	8.98%	9.15%
61648	HOMETOWN	Kulm	(701) 647-2448	Harold Hagen	8	\$134,164	\$117,043	3,322	6.39%	5.81%	15.03%
62218	LAMOURE	Lamoure	(701) 883-5241	Eric Musland	20	\$24,398	\$16,141	1,226	-4.99%	0.49%	15.56%
64688	LISBON FARMERS UNION	Lisbon	(701) 683-2296	Daniel Wagner	33	\$4,267	\$3,342	257	-7.17%	33.28%	67.74%
62593	MED PARK	Grand Forks	(701) 780-5733	Cheryl Malm	25	\$16,438	\$10,456	1,945	-9.23%	-4.10%	14.06%
8943	MINOT AREA SCHOOLS	Minot	(701) 857-4430	Dee Kraft	28	\$11,300	\$4,393	1,128	7.38%	0.43%	7.92%
62563	NORTH STAR COMMUNITY	Maddock	(701) 438-2222	Bob Herrington	5	\$311,146	\$253,901	19,747	3.95%	4.67%	13.81%
147	NORTHERN STATES PWR. CO. EMP.	Grand Forks	(701) 795-5244	Tom Millette	34	\$1,345	\$886	128	-6.87%	7.28%	9.82%
1344	NORTHERN VALLEY	Grand Forks	(701) 772-7922	Nancy Vodden	26	\$14,310	\$8,873	1,394	-5.85%	-5.08%	11.85%
951	POSTAL FAMILY	Fargo	(701) 232-6910	Karen Andersen	21	\$23,695	\$10,600	2,383	0.84%	1.79%	11.16%
60787	RAILWAY	Mandan	(701) 667-9500	Paul Brucker	10	\$122,122	\$88,009	7,478	11.39%	7.54%	13.83%
13067	RIVERFORK	Grand Forks	(701) 775-0593	Veronica Holweger	23	\$22,594	\$15,207	2,190	-3.55%	9.04%	13.20%
146	TEL-U-WATT	Minot	(701) 838-9810	Connie Dosch	31	\$5,238	\$4,002	413	2.55%	26.08%	8.70%
60790	TOWN AND COUNTRY	Minot	(701) 852-2018	Jeremiah Kossen	3	\$484,003	\$409,566	21,667	10.45%	8.27%	13.50%
65578	UNITED SAVINGS	Fargo	(701) 235-2832	Jim Schaeftbauer	12	\$70,367	\$53,089	5,147	6.99%	5.23%	14.95%
1904	UNIVERSITY	Grand Forks	(701) 777-2274	Lacey Terwee	16	\$34,569	\$18,402	3,446	-1.38%	1.12%	12.29%
64408	VUE COMMUNITY	Bismarck	(701) 223-6533	Steve Delap	13	\$58,771	\$37,662	3,336	0.78%	8.81%	12.82%
61758	WESTERN COOPERATIVE	Williston	(701) 572-4000	Melanie Stillwell	4	\$358,802	\$193,698	18,143	4.87%	2.33%	12.18%

OHIO CREDIT UNIONS | DATA AS OF 12.31.19

	2015	2016	2017	2018	2019	2019 Growth	5-Year CAGR
<b>Number of Credit Unions</b>	<b>308</b>	<b>290</b>	<b>276</b>	<b>264</b>	<b>257</b>	<b>-2.65%</b>	<b>-3.56%</b>
<b>Number of Members</b>	<b>2,818,789</b>	<b>2,859,872</b>	<b>2,942,520</b>	<b>3,017,174</b>	<b>3,046,164</b>	<b>0.96%</b>	<b>1.56%</b>
<b>Total Assets (\$000)</b>	<b>\$26,619,851</b>	<b>\$28,214,967</b>	<b>\$29,534,416</b>	<b>\$31,003,749</b>	<b>\$33,054,716</b>	<b>6.62%</b>	<b>4.43%</b>
<b>Total Shares (\$000)</b>	<b>\$22,879,193</b>	<b>\$24,169,941</b>	<b>\$25,470,587</b>	<b>\$26,638,512</b>	<b>\$28,186,792</b>	<b>5.81%</b>	<b>4.26%</b>
<b>Total Loans (\$000)</b>	<b>\$17,394,578</b>	<b>\$19,063,947</b>	<b>\$20,435,693</b>	<b>\$21,974,293</b>	<b>\$22,738,152</b>	<b>3.48%</b>	<b>5.50%</b>
<b>Total Capital (\$000)</b>	<b>\$3,067,072</b>	<b>\$3,205,088</b>	<b>\$3,378,884</b>	<b>\$3,625,013</b>	<b>\$3,930,804</b>	<b>8.44%</b>	<b>5.09%</b>

CH#	CREDIT UNION	CITY	PHONE	CEO	RANK	ASSETS (\$000)	LOANS (\$000)	MEMBERS	SHARE GROWTH	LOAN GROWTH	NET WORTH RATIO
96652	540 IBEW	Massillon	(330) 833-8337	Kimberly Lowe	244	\$1,029	\$520	474	0.11%	2.61%	15.65%
97111	ABBIEY	Vandalia	(937) 898-7800	Dean Pielemeier	66	\$93,420	\$66,026	10,710	-7.07%	-8.36%	8.81%
97094	ACHIEVE	Elyria	(440) 324-3400	Neil Sommers	43	\$156,783	\$58,571	12,394	4.20%	3.80%	11.76%
3447	ACME	Eastlake	(440) 946-1980	Theresa Halaburda	167	\$14,118	\$5,996	2,959	-0.26%	-6.86%	18.92%
61383	ADVANTAGE	Mansfield	(419) 529-5603	Robert Grove	117	\$35,817	\$21,095	5,250	-4.93%	-9.39%	9.88%
96656	AKRON FIRE POLICE	Akron	(330) 798-1994	Linda Williams	129	\$28,855	\$16,441	3,821	3.26%	2.61%	7.72%
63084	AKRON MUNICIPAL EMPLOYEES	Akron	(330) 375-2020	Sandra Evans	204	\$6,448	\$2,057	1,282	5.05%	-0.76%	9.54%
4845	ALL SAINTS	Garfield Heights	(216) 587-0631	Connie Straight	156	\$19,945	\$10,114	2,907	-9.68%	6.86%	22.49%
5845	ALLWEALTH	Hamilton	(513) 868-5881	Kim Eads	154	\$20,659	\$14,881	3,248	7.93%	3.60%	9.97%
96660	ANTIOCH	Cleveland	(216) 421-8885	Alicia Green	226	\$2,734	\$287	969	-9.88%	-1.23%	36.31%
7072	ASHLAND COMMUNITY	Ashland	(419) 289-6211	Dan O'Connell	163	\$16,237	\$11,118	3,107	1.19%	-8.06%	8.39%
68587	ASSOCIATED SCHOOL EMPLOYEES	Youngstown	(330) 792-4000	Michael Kurish	53	\$133,496	\$103,415	14,255	1.90%	6.70%	11.12%
63532	ATOMIC	Piketon	(740) 289-5060	Thomas D. Griffiths	20	\$349,388	\$283,760	54,383	11.07%	10.50%	8.61%
63446	ATRIUM	Middletown	(513) 420-5179	Cindy Cottongim	189	\$8,873	\$4,650	1,233	-0.90%	-1.38%	12.98%
96761	AURGROUP FINANCIAL	Fairfield	(513) 942-4422	Tim Boellner	42	\$159,296	\$111,928	16,168	2.32%	-0.64%	8.40%
12539	BARDES EMPLOYEES	Cincinnati	(513) 533-6200	Barbara Robers	241	\$1,134	\$831	288	0.05%	29.99%	9.60%
63375	BAY AREA	Oregon	(419) 698-2962	Jennifer Tober	86	\$66,096	\$42,095	5,773	7.60%	3.41%	13.47%
68539	BEST REWARD	Brook Park	(216) 367-8000	John Shirilla	41	\$160,142	\$33,472	13,200	9.75%	1.96%	12.77%
511	BFG	Akron	(330) 374-2990	Michael Owens	50	\$144,236	\$87,667	24,796	-1.17%	-0.23%	12.90%
1199	BMI	Dublin	(614) 707-4000	Bill Allender	10	\$517,710	\$378,033	39,832	4.24%	4.56%	10.02%
11445	BREWSTER	Brewster	(330) 767-4345	Joanne Smith	135	\$25,270	\$11,306	3,382	9.48%	-0.57%	14.88%
62406	BRIDGE	Columbus	(614) 466-4988	Jarod Bach	68	\$90,047	\$61,721	11,132	3.97%	4.28%	12.46%
97078	BSE	Cleveland	(440) 243-9180	Drema Braun	164	\$16,155	\$6,405	2,738	-2.58%	2.31%	9.83%
96672	BUCKEYE STATE	Akron	(330) 531-9197	Michael Abernathy	79	\$75,245	\$60,186	14,408	-1.95%	2.88%	11.08%
11440	BUTLER HERITAGE	Middletown	(513) 423-2921	Sandy Creach	176	\$12,398	\$4,299	1,362	2.84%	-1.39%	9.19%
63633	C.C.C. VAN WERT	Van Wert	(419) 238-5241	Catherine Joseph	252	\$512	\$261	118	-2.49%	-18.12%	39.92%
68707	CARDINAL	Mentor	(440) 266-2200	Christine Blake	32	\$236,222	\$183,065	28,970	-1.96%	2.58%	12.86%
6636	CAREY POVERELLO	Carey	(419) 396-6071	Austin Pahl	149	\$21,174	\$9,244	1,831	0.51%	-0.75%	14.48%
5852	CENTURY	Cleveland	(216) 535-3200	Sharon Churchill	17	\$413,061	\$285,996	34,251	5.88%	3.51%	9.32%
62352	CES	Mount Vernon	(740) 397-1136	Sandy Coffing	48	\$148,510	\$84,534	15,819	0.70%	1.65%	10.99%
63100	CHAMPION	Toledo	(419) 407-4140	Steve Grindle	94	\$54,051	\$24,099	6,339	0.44%	-9.81%	13.47%
20570	CHAMPION	Cambridge	(740) 432-6713	Mary Dougherty	209	\$5,549	\$2,355	762	0.31%	-3.03%	13.03%
20186	CHILDREN'S MEDICAL CENTER	Cincinnati	(513) 636-4470	Sarah Lupariello	99	\$46,363	\$25,307	6,623	24.68%	-3.93%	13.53%
5741	CHIVAHO	Chillicothe	(740) 775-3381	Laura Roberts	133	\$27,387	\$12,221	2,652	-5.94%	6.12%	15.91%
5524	CHRISTO REY	Ney	(419) 658-2707	Cindy Siler	236	\$1,587	\$1,007	512	-7.52%	5.00%	15.84%
65205	CINCINNATI EMPLOYEES	Harrison	(513) 367-4495	Christian Eldridge	134	\$26,409	\$14,956	1,694	-3.63%	4.39%	13.10%
21157	CINCINNATI HEALTHCARE ASSOCIATES	Cincinnati	(513) 585-2398	Rick Williams	155	\$20,039	\$7,035	4,643	4.64%	-1.06%	9.56%
7088	CINCINNATI INTERAGENCY	Cincinnati	(513) 569-7878	Karen Anderson	126	\$29,825	\$12,719	2,534	-0.09%	-2.53%	13.49%
389	CINCINNATI OHIO POLICE	Cincinnati	(513) 381-2677	Barbara Harper	56	\$125,791	\$69,096	10,233	7.82%	0.44%	12.35%
21930	CINFED	Cincinnati	(513) 333-3835	Jay Sigler	11	\$498,507	\$394,343	36,926	8.58%	6.40%	11.31%
22151	CLEVELAND CHURCH OF CHRIST	Cleveland	(216) 761-2110	Christina Tarter	256	\$277	\$110	480	9.23%	-18.89%	18.00%
61300	CLEVELAND HEIGHTS TEACHERS	Cleveland	(216) 371-2550	Debra Lavin	200	\$7,127	\$2,115	1,097	-2.06%	7.68%	19.58%
62588	CLEVELAND POLICE	Cleveland	(216) 861-3535	Yolanda Roldan	120	\$33,931	\$17,214	4,521	-0.85%	6.74%	10.71%
24516	CLEVELAND SELFRELIANCE	Parma	(440) 884-9111	Orest Liscynsky	64	\$96,763	\$25,046	3,438	8.48%	-0.52%	16.79%
294	CME	Columbus	(614) 224-8890	Jeff Carpenter	24	\$297,060	\$244,291	35,902	6.61%	3.26%	9.28%
66840	CODE	Dayton	(937) 222-8971	Scott Rutherford	52	\$136,805	\$91,254	13,342	5.72%	0.40%	10.95%
63676	COLUMBIANA COUNTY SCHOOL EMP.	Lisbon	(330) 424-9649	Jeannette Marra	192	\$8,676	\$2,870	1,042	1.65%	1.50%	18.48%
7393	COLUMBUS METRO	Columbus	(614) 239-0210	Tim Richey	31	\$236,663	\$186,684	19,157	3.67%	-2.32%	11.48%
21873	COMMODORE PERRY	Oak Harbor	(419) 898-3366	Mike Barr	97	\$47,224	\$37,198	6,525	9.93%	8.07%	9.23%
61094	COMMUNITY FIRST	Ashtabula	(440) 997-5919	Mark DeGeorge	75	\$77,851	\$36,578	5,469	4.49%	6.16%	15.10%
62628	COMMUNITY ONE CREDIT UNION OF OHIO	North Canton	(330) 305-3050	Paula Heitger	70	\$87,196	\$45,271	8,822	3.97%	12.20%	9.64%
95008	COMMUNITY STAR	Elyria	(440) 365-7342	David Jezewski	82	\$72,265	\$44,058	9,121	6.45%	-10.05%	9.80%
97092	COMMUNITY UNITED	Strongsville	(440) 572-9950	Donna Hovatter	181	\$11,520	\$7,669	2,447	3.61%	-14.50%	16.01%
21511	COSHOCTON	Coshocton	(740) 623-0527	Seanda McCoy	239	\$1,229	\$673	627	-11.55%	-6.98%	9.00%
68561	CREDIT UNION OF OHIO	Hilliard	(614) 487-6650	Rich Capuano	51	\$141,777	\$68,668	19,150	2.08%	-1.30%	10.83%
2535	CSE	Canton	(330) 452-9801	Stan Barnes	26	\$276,065	\$174,006	44,641	11.21%	0.65%	9.57%
66835	DAY AIR	Kettering	(937) 643-2160	Bill Burke	14	\$425,903	\$337,483	45,341	7.36%	10.98%	14.55%
97105	DAYMET	Dayton	(937) 236-2562	Steven Shore	67	\$90,577	\$67,397	8,087	1.75%	-8.42%	9.20%



CH#	CREDIT UNION	CITY	PHONE	CEO	RANK	ASSETS (\$000)	LOANS (\$000)	MEMBERS	SHARE GROWTH	LOAN GROWTH	NET WORTH RATIO
64825	DECA	Cincinnati	(513) 541-2480	Patricia Luken	205	\$5,936	\$3,879	1,476	7.56%	24.00%	18.50%
15882	DESCO	Portsmouth	(740) 354-7791	Lee Powell	23	\$304,797	\$198,346	23,189	4.2%	8.41%	12.11%
552	DILLONVALE	Dillonvale	(740) 769-2106	Peggy Grady	240	\$1,144	\$625	299	18.58%	12.07%	22.34%
60978	DIRECTIONS	Toledo	(419) 841-9838	Barry Shaner	7	\$891,611	\$740,185	105,185	6.43%	2.20%	9.60%
24720	DN COMMUNITY	Canton	(330) 526-2075	Greg Grosklos	142	\$22,764	\$19,156	3,663	3.27%	5.31%	8.40%
8822	DOVER-PHILA	Dover	(330) 364-8874	Jason Garner	12	\$484,233	\$220,773	34,690	4.24%	4.30%	14.90%
20661	DOY	Youngstown	(330) 744-5680	Jim Bellavia	96	\$52,618	\$19,702	3,001	7.76%	-2.73%	15.62%
6747	DYNAMIC	Celina	(419) 586-5522	Diane Rodriguez	100	\$45,856	\$28,885	5,502	10.39%	10.78%	18.54%
434	E. OHIO GAS CLEVELAND OPER. EMP.	Cleveland	(216) 736-6959	Beth Mitzo	242	\$1,121	\$859	361	-19.45%	1.00%	25.59%
345	E. OHIO GAS YOUNGSTOWN DIV. EMP.	Youngstown	(330) 318-1431	George Errington	223	\$3,494	\$2,076	351	-10.94%	-2.65%	23.75%
68354	EATON FAMILY	Euclid	(216) 920-2000	Mike Losneck	87	\$63,889	\$37,860	13,460	2.56%	-6.20%	10.55%
62269	EDISON	Springfield	(937) 325-3582	Bobbie Risner	220	\$3,802	\$2,499	716	-9.09%	1.01%	12.55%
68447	EDUCATION FIRST	Columbus	(614) 221-9376	Michael Wettrich	59	\$112,558	\$90,431	13,053	2.24%	5.32%	9.81%
68181	EDUCATIONAL COMMUNITY ALLIANCE	Toledo	(419) 381-2323	Beth Carpenter	105	\$45,236	\$28,920	5,917	-3.80%	-4.86%	11.70%
20222	EIGHT	Rossford	(419) 666-7334	Timothy Ozuk	166	\$14,434	\$6,950	2,468	3.47%	4.74%	15.20%
97077	EMERALD GROUP	Garfield Heights	(216) 581-5581	Wendy Driver	116	\$36,809	\$18,460	5,401	-1.63%	-9.68%	9.14%
3360	EMERY	Cincinnati	(513) 530-9351	Todd Cain	46	\$152,306	\$116,676	13,340	3.48%	5.94%	9.10%
1649	EQUITABLE	Akron	(330) 638-7307	Julie Gardner	207	\$5,870	\$3,433	1,499	-1.15%	12.14%	17.83%
12616	ERIE COMMUNITY	Sandusky	(419) 626-4283	Gerri Schaefer	136	\$25,087	\$11,882	3,387	2.74%	-0.56%	9.54%
96706	FAITH COMMUNITY UNITED	Cleveland	(216) 271-7111	Jacqueline Moore	168	\$14,035	\$10,367	5,381	8.66%	7.00%	19.26%
96707	FALLS CATHOLIC	Cuyahoga Falls	(330) 929-7341	Matt Mecurio	108	\$43,430	\$24,071	4,943	-2.74%	-0.95%	16.94%
13115	FASSON EMPLOYEES	Painesville	(440) 358-2100	Laurie Hall	172	\$13,299	\$3,894	1,467	11.01%	11.29%	18.11%
395	FIREFIGHTERS & COMPANY	Dayton	(937) 228-1614	Thomas Newton	76	\$77,614	\$56,132	6,522	24.35%	33.09%	10.67%
96723	FIREFIGHTERS COMMUNITY	Cleveland	(216) 621-4644	Ben Laurendeau	27	\$255,982	\$167,550	30,193	1.65%	-3.10%	10.25%
11674	FIRELANDS	Bellevue	(800) 276-5775	Brett Montague	22	\$308,878	\$228,869	34,115	4.60%	2.12%	10.69%
14066	FIRESTONE	Akron	(234) 352-1100	Wayne Chapman	35	\$200,334	\$35,389	9,434	-0.20%	2.12%	18.90%
60973	FIRST CHOICE COMMUNITY	Niles	(330) 652-3887	Dan Sgambati	159	\$18,469	\$4,258	2,631	-6.28%	-11.28%	19.88%
24336	FIRST MIAMI UNIV. STUDENT & ALUMNI	Oxford	(513) 529-1251	Bobby Coley	253	\$435	\$188	553	-0.76%	-3.87%	35.19%
2454	FIRST OHIO COMMUNITY	North Canton	(330) 494-8775	Kim Lapinski	118	\$35,308	\$20,044	4,250	4.06%	-9.98%	9.18%
11170	FIRST SERVICE	Groveport	(614) 836-0100	Jack Harper	40	\$166,263	\$110,713	17,720	3.91%	2.02%	8.96%
61620	FIRSTENERGY FAMILY	Akron	(330) 535-3611	Timothy Baker	111	\$40,355	\$25,539	4,550	-3.63%	-6.58%	14.61%
5461	FOCUS	Toledo	(419) 724-6611	Allen Underwood	210	\$5,467	\$3,112	1,305	-23.63%	-33.61%	5.83%
22554	FORMICA-EVENDALE	Evendale	(513) 786-3101	Kathy Dolezal	233	\$1,650	\$883	305	0.82%	-17.41%	27.32%
61001	FREEDOM 1ST	Dayton	(937) 223-2828	Deborah Devous	114	\$37,331	\$24,289	6,921	2.19%	4.24%	10.50%
5370	FREMONT	Fremont	(419) 334-4434	Anthony Camilleri	29	\$251,630	\$148,764	19,524	10.61%	6.81%	12.85%
96750	FRIENDS AND FAMILY	Massillon	(330) 832-1371	Nick Langenfeld	65	\$95,264	\$77,290	10,916	0.58%	2.52%	7.63%
61220	GEAUGA	Burton	(440) 834-4327	Lisa Briggs	112	\$38,968	\$29,206	6,211	5.39%	30.06%	11.30%
68574	GENERAL ELECTRIC	Cincinnati	(513) 243-4328	Tim Ballinger	2	\$3,361,620	\$2,735,609	199,366	5.89%	3.47%	8.71%
20995	GENERAL PORTLAND PENINSULAR EMP.	Paulding	(419) 399-5251	James Myers	254	\$419	\$258	225	-13.68%	18.47%	21.46%
68451	GENESIS EMPLOYEES	Zanesville	(740) 454-4603	Chad Tyson	169	\$13,838	\$9,419	3,275	-2.78%	-0.91%	12.63%
97106	GENFED	Akron	(330) 734-0225	Mike Doran	28	\$251,710	\$164,428	22,914	9.90%	6.52%	15.87%
62518	GIRARD	Girard	(330) 545-8203	Tim Johnson	234	\$1,647	\$1,224	352	4.20%	5.93%	19.27%
5495	GLASS CITY	Maumee	(419) 887-1000	Mark Slates	33	\$229,568	\$169,253	28,468	3.75%	-1.86%	11.02%
61239	GOLDEN CIRCLE	Massillon	(330) 479-3130	Jeff McClain	69	\$87,597	\$49,764	7,926	1.54%	-12.42%	16.62%
96718	GOODYEAR EMPLOYEES	Akron	(330) 724-9391	Robin Smyth	214	\$4,899	\$2,479	908	11.65%	-10.12%	19.32%
96722	GREATER CINCINNATI SCHOOLS	Cincinnati	(513) 559-1234	John Verklej	60	\$108,557	\$61,372	10,596	2.86%	0.73%	8.00%
68680	GREATER CLEVELAND COMMUNITY	Cleveland	(216) 664-2217	Gloria McClendon	201	\$7,067	\$5,356	2,840	3.62%	10.57%	18.21%
4369	GREATER WAYNE COMMUNITY	Rittman	(330) 927-2516	Mathew Stuart	158	\$18,654	\$15,672	2,713	7.48%	-0.63%	7.32%
96719	GROHIO COMMUNITY	Mansfield	(419) 525-3800	Scott Donnenwirth	191	\$8,725	\$6,778	1,855	3.35%	10.68%	12.75%
2815	HANCOCK	Findlay	(419) 424-0163	Dan Kennard	74	\$80,693	\$59,762	9,719	5.70%	-3.32%	10.64%
20302	HARVEST	Heath	(740) 522-5277	Rolie King	128	\$29,551	\$16,605	2,555	4.05%	-0.37%	14.21%
264	HEARTLAND	Dayton	(937) 294-1991	John Huist	63	\$99,220	\$64,994	9,732	-3.27%	0.86%	13.24%
96821	HEEkin CAN EMPLOYEES	Cincinnati	(513) 388-2330	Kimberlee Brown	250	\$607	\$240	144	-23.70%	-30.92%	50.42%
8944	HOLY FAMILY PARMA	Parma	(440) 842-1620	Raymond Welling	157	\$19,646	\$3,560	1,478	-3.19%	-4.39%	15.80%
61089	HOMELAND	Chillicothe	(740) 775-3331	Shayne Poe	13	\$452,577	\$168,221	22,408	8.98%	10.19%	17.72%
15307	HOPWELL	Heath	(740) 522-8311	James Johnson	62	\$104,394	\$62,956	8,056	9.88%	3.53%	8.50%
68522	HTM AREA	Troy	(937) 335-8591	James Beck	130	\$28,326	\$18,175	3,569	1.67%	-2.24%	18.21%
97104	IH	Springfield	(937) 390-1800	Robb White	25	\$291,988	\$175,235	23,906	2.22%	-7.38%	18.45%
68150	IMPACT	Clyde	(419) 547-7781	Scott Hicks	49	\$146,844	\$100,814	15,625	2.46%	-2.49%	10.20%
475	INTEGRITY	Barberton	(330) 825-2455	Karen Hardy	98	\$47,150	\$28,339	6,305	3.08%	3.04%	10.09%
2918	JEEP COUNTRY	Holland	(419) 865-2200	Kenneth Richmond	81	\$74,717	\$34,977	10,344	17.03%	-0.75%	15.03%
61810	KEMBA	West Chester	(513) 762-5070	Dan Sutton	6	\$1,029,826	\$893,873	103,516	8.71%	9.38%	12.32%
61623	KEMBA FINANCIAL	Gahanna	(614) 235-2395	Mark Decello	3	\$1,471,927	\$1,096,629	109,529	9.93%	8.76%	12.06%
15263	KENNAMETAL ORWELL EMPLOYEES	Orwell	(234) 308-6327	Melody Sprague	247	\$869	\$410	260	-6.14%	-4.52%	24.46%
68542	KH NETWORK	Dayton	(937) 558-9070	Bradley Mader	93	\$55,080	\$46,009	8,215	4.12%	10.60%	11.49%
20204	KRATON BELPRE	Belpre	(740) 423-2388	Nancy Wilcox	199	\$7,342	\$3,129	789	1.37%	9.32%	13.66%
96737	KYGER CREEK	Cheshire	(740) 367-5055	Rebecca Overstreet	162	\$16,746	\$11,643	1,240	-1.00%	-2.55%	19.51%
13885	L C E	Painesville	(440) 357-2560	Anita Walters	110	\$40,606	\$23,980	5,207	1.45%	13.98%	9.13%
66329	L. E. O.	Painesville	(440) 347-3903	Beth Patla	165	\$15,686	\$5,090	1,970	19.27%	-3.83%	16.62%
15942	LAKE COMMUNITY	Hartsville	(330) 877-4370	Renee Rose	141	\$22,770	\$13,217	3,516	-1.88%	-0.57%	8.47%
24545	LAKE COUNTY EDUCATIONAL	Painesville	(440) 352-4732	M. Mcconoughey	131	\$28,296	\$14,564	3,869	3.07%	11.32%	8.41%

CH#	CREDIT UNION	CITY	PHONE	CEO	RANK	ASSETS (\$000)	LOANS (\$000)	MEMBERS	SHARE GROWTH	LOAN GROWTH	NET WORTH RATIO
14584	LAKEVIEW	Ashtabula	(440) 998-2707	Sherry Cornell	61	\$106,332	\$53,303	8,761	8.47%	3.24%	13.18%
96738	LAKEWOOD FIRE FIGHTERS	Lakewood	(216) 529-6661	James Bennett	238	\$1,314	\$277	157	-6.21%	5.99%	25.16%
17327	LAN-FAIR	Lancaster	(740) 654-2886	Laurie Thomas	91	\$57,269	\$11,609	4,767	5.08%	-3.36%	11.83%
62822	LATVIAN CLEVELAND	Lakewood	(216) 228-1996	Robert Junge	124	\$30,410	\$17,598	1,046	0.67%	-0.73%	15.98%
19723	LOCAL 50 PLUMBERS & STEAMFITTERS	Northwood	(419) 662-3993	Amy Cobb	184	\$9,901	\$5,756	1,782	7.10%	1.39%	11.12%
62852	LOCAL 673	Mentor	(440) 255-3817	Todd Tayerle	231	\$1,973	\$1,174	461	8.97%	5.44%	14.39%
24373	LOCAL UNION 392	Cincinnati	(513) 621-4600	Valerie Fortman	173	\$12,978	\$9,180	3,011	4.26%	-7.07%	15.95%
24637	LORMET COMMUNITY	Amherst	(440) 960-6600	Daniel Cwalina	36	\$186,757	\$117,520	20,508	2.65%	-5.26%	12.01%
21787	M G EMPLOYEES	Marysville	(614) 961-0979	Travis Franks	228	\$2,579	\$912	226	6.12%	-43.04%	32.19%
14469	MAHONING VALLEY	Youngstown	(330) 759-9570	Melanie Noble	248	\$746	\$253	430	-12.13%	5.75%	24.75%
61324	MARION COMMUNITY	Marion	(740) 389-9960	Vidya Iyengar	77	\$77,142	\$52,359	9,093	14.42%	19.57%	10.50%
20063	MATERION	Elmore	(419) 862-4115	Tiffany Zinn	148	\$21,385	\$16,687	1,969	5.02%	6.20%	17.62%
15390	MAUMEE EDUCATORS	Maumee	(419) 720-3150	Lawrence Lines	232	\$1,931	\$1,013	322	2.16%	-4.66%	19.83%
97053	MAUMEE VALLEY	Toledo	(419) 382-4071	John Banks	152	\$20,777	\$13,766	3,111	-6.20%	-11.31%	12.55%
1599	MCDONALD COMMUNITY	McDonald	(330) 530-5091	Lisa Postlethwait	218	\$3,906	\$918	636	-1.19%	26.42%	18.77%
13794	MEDINA COUNTY	Wadsworth	(330) 334-1023	Pete Grimm	72	\$82,802	\$43,075	9,528	2.91%	0.20%	12.57%
96711	MEMBERS CHOICE	Greenville	(937) 548-0360	Tina Brooks	146	\$21,679	\$10,901	3,273	-4.52%	4.85%	21.39%
15874	MEMBERS TRUST	Mason	(513) 420-8640	Darren Hartt	139	\$23,238	\$15,612	4,069	-0.74%	-2.51%	18.37%
12706	MERCY HEALTH PARTNERS	Toledo	(419) 251-4706	Cheryl Dorman	151	\$20,939	\$9,225	3,035	-1.44%	-7.79%	15.18%
19678	MIAMI UNIVERSITY COMMUNITY	Oxford	(513) 529-2739	Richard Parker	83	\$68,610	\$38,862	5,915	4.99%	9.67%	10.32%
62877	MIDDLETOWN AREA SCHOOLS	Middletown	(513) 422-2392	Mary Lawson	195	\$8,280	\$5,558	1,109	6.32%	1.07%	13.87%
96755	MIDUSA	Middletown	(513) 420-8640	James Miles	34	\$209,974	\$129,957	14,941	-0.66%	-8.07%	12.17%
9522	MIDWEST COMMUNITY	Defiance	(419) 783-6500	Josh Koenig	37	\$177,052	\$105,090	13,971	8.69%	5.93%	8.98%
96756	MILLSTREAM AREA	Findlay	(419) 422-5626	Karen Reams	104	\$45,422	\$26,921	7,705	10.01%	-7.17%	11.90%
20622	MINERVA AREA	Minerva	(330) 868-7080	Jane Yankovich	190	\$8,833	\$5,015	2,157	1.71%	12.25%	13.14%
21606	MORROW COUNTY	Mount Gilead	(419) 946-5066	Sandra Counts	202	\$6,762	\$3,694	1,075	-1.20%	18.94%	19.69%
61827	MORTON SALT	Rittman	(330) 927-1025	Pamela Blubaugh	217	\$4,070	\$1,746	523	-0.49%	-9.49%	18.28%
18562	MT. ZION WOODLAWN	Cincinnati	(513) 772-6230	John Burress	257	\$115	\$32	180	7.80%	37.91%	9.99%
616	NEW HORIZON	Barberton	(330) 745-8897	Michael Heidenreich	144	\$22,020	\$14,628	2,223	8.89%	6.20%	11.00%
63307	NEW HORIZONS	Cincinnati	(513) 562-6600	Terri Van Antwerp	109	\$41,308	\$32,060	5,087	-2.84%	-13.75%	7.10%
9000	NICKEL STEEL	Lima	(419) 224-7861	Rikki Hatton	212	\$5,115	\$2,723	628	6.03%	-0.50%	27.41%
95786	NORTH COAST	Fairview Park	(440) 734-0400	Bryan Boyko	175	\$12,552	\$7,142	2,000	-1.85%	-3.43%	42.51%
6949	NORTHWESTERN	Bryan	(419) 636-2123	Mackenzie Pardee	178	\$11,872	\$5,239	2,379	2.44%	15.66%	9.34%
13559	NOTEWORTHY	Cleveland	(216) 263-7034	Brandie Zaleski	219	\$3,814	\$3,374	731	9.20%	10.99%	8.36%
68603	NOEVA ESPERANZA COMMUNITY	Toledo	(419) 720-9500	Sue Cuevas	230	\$2,296	\$2,102	821	24.65%	23.38%	9.29%
10089	ODJFS	Columbus	(614) 466-3416	Lynnet Simpson	187	\$9,287	\$4,721	2,030	-2.12%	-12.49%	11.39%
9208	OHIO CATHOLIC	Garfield Heights	(216) 663-6800	Todd Turner	38	\$176,902	\$125,661	12,680	3.70%	6.04%	14.31%
24725	OHIO HEALTHCARE	Dublin	(614) 737-6030	Christy O'Connell	73	\$81,176	\$60,466	13,043	-0.24%	-9.98%	10.41%
61136	OHIO TEAMSTERS	Independence	(216) 573-6700	Andrew Megrey	170	\$13,573	\$6,184	3,185	3.90%	1.54%	29.10%
61048	OHIO UNIVERSITY	Athens	(740) 597-2800	Cory Corrigan	19	\$371,663	\$288,861	25,130	2.62%	7.75%	11.72%
22688	OHIO VALLEY	Batavia	(513) 724-6098	Martin Purdin	138	\$23,782	\$14,636	2,551	0.10%	-8.43%	9.00%
24909	OHIO VALLEY COMMUNITY	Clarrington	(740) 483-2279	Gregory Harper	44	\$156,606	\$112,350	12,707	3.25%	8.30%	10.21%
96682	OHIO'S FIRST CLASS	Cleveland	(216) 241-1088	Jeff Spada	106	\$45,211	\$31,882	11,021	-0.61%	-3.02%	14.89%
96765	ORANGE SCHOOL EMPLOYEES	Pepper Pike	(216) 765-1070	Francine Mangoni	221	\$3,645	\$1,078	527	12.10%	-12.60%	17.59%
63679	PAINESVILLE	Painesville	(440) 352-8974	Lori Guzzi	125	\$30,308	\$18,728	4,666	-2.68%	0.47%	14.66%
2935	PARISH	Toledo	(419) 729-9650	Bill Hann	160	\$17,688	\$7,923	1,962	2.85%	6.11%	10.98%
66376	PATHWAYS FINANCIAL	Columbus	(614) 416-7588	Michael Shafer	16	\$414,199	\$248,535	38,447	42.73%	26.50%	10.10%
24761	PLAIN DEALER	Cleveland	(216) 999-4270	William Pelger	161	\$17,038	\$5,657	3,155	-18.45%	-8.91%	17.31%
18013	PLUMBERS 55	Brooklyn Heights	(216) 459-2432	Bill Snorteland	225	\$3,120	\$714	980	-4.01%	-22.87%	16.95%
12351	PORT CONNEAUT	Conneaut	(440) 593-6218	Marie Peet	132	\$28,085	\$14,354	4,772	3.26%	-4.75%	10.32%
97079	POSTAL FAMILY	Cincinnati	(513) 381-8600	Rudy Rattman	90	\$58,948	\$35,190	5,491	-1.90%	14.81%	15.00%
24530	PRESIDENTS	Cleves	(513) 941-6675	Jeff Hillgrove	179	\$11,754	\$7,103	1,558	-1.57%	6.82%	11.08%
96770	PRODUCERS EMPLOYEES	Columbus	(614) 433-2170	Richard Majzik	249	\$684	\$304	128	-4.79%	13.18%	22.93%
21226	PROMEDICA	Toledo	(419) 479-4040	Rick Haas	92	\$55,238	\$26,394	7,404	3.41%	1.72%	12.36%
96768	PSE	Parma	(440) 843-8300	Joe Anderson	47	\$151,697	\$85,511	17,788	12.31%	0.92%	8.54%
19508	QUEST	Kenton	(419) 674-4998	Matthew Jennings	58	\$123,074	\$82,746	13,956	5.92%	-0.64%	10.06%
97109	RIVER VALLEY	Miamisburg	(937) 859-6260	John Bowen	21	\$343,414	\$261,766	25,547	0.06%	-4.41%	10.32%
24904	RIVERVIEW	Belpre	(740) 423-4260	Douglas Ankrom	84	\$66,898	\$35,717	5,690	-0.31%	10.00%	14.17%
2181	RSC YO/CL OFFICES	Youngstown	(330) 743-6400	Diane Yanek	216	\$4,213	\$1,732	582	-28.13%	1.12%	19.53%
17331	S&J SCHOOL EMPLOYEES	Winterville	(740) 266-6354	Lisa McConnell	224	\$3,453	\$2,210	748	-4.90%	-2.73%	7.72%
63340	SCFE	Portsmouth	(740) 353-1628	Bob Ridenour	243	\$1,077	\$863	184	8.34%	25.81%	12.95%
63386	SCOTT ASSOCIATES	Marysville	(937) 644-7385	Karla Poling	182	\$11,219	\$6,455	2,078	3.13%	14.41%	13.82%
61077	SEVEN SEVENTEEN	Warren	(330) 372-8100	Gary Soukenik	4	\$1,114,662	\$927,740	87,883	8.75%	5.17%	14.75%
3787	SHAKER HEIGHTS	Shaker Heights	(216) 491-1486	Frank Novak	235	\$1,603	\$547	230	-2.22%	-2.28%	17.84%
61090	SHAREFAX	Batavia	(513) 753-2440	Arthur Kremer	18	\$397,194	\$269,793	30,252	3.34%	7.75%	10.31%
19920	SHERCHEM	Ashtabula	(440) 994-1598	Marilyn Pifer	227	\$2,614	\$1,879	487	2.06%	10.37%	18.22%
7772	SMART	Columbus	(614) 261-0650	Jodi Henricks	123	\$31,714	\$11,126	3,699	-1.70%	4.07%	10.68%
19433	SOFITTE COMMUNITY	Martins Ferry	(740) 633-2103	Pam Fankhouser	143	\$22,677	\$11,266	3,450	1.69%	4.65%	14.93%
15451	SOLO/CHAGRIN FALLS	Solon	(440) 349-6257	Kirk Miller	194	\$8,455	\$3,333	904	-5.61%	-0.41%	17.37%
6772	SORG BAY WEST	Middletown	(513) 422-8697	Joann Mamaligas	193	\$8,669	\$5,137	1,004	5.15%	20.19%	8.67%
96674	SOUTHEASTERN OHIO	Cambridge	(740) 432-0430	Marsha Leasure	122	\$31,982	\$22,344	5,566	6.30%	9.65%	12.95%

CH#	CREDIT UNION	CITY	PHONE	CEO	RANK	ASSETS (\$000)	LOANS (\$000)	MEMBERS	SHARE GROWTH	LOAN GROWTH	NET WORTH RATIO
7022	SPRINGFIELD POSTAL EMPLOYEES	Springfield	(937) 323-8949	Timothy Fagan	215	\$4,471	\$2,955	594	-1.79%	15.81%	15.24%
3462	ST. COLMANS & AFFILIATES	Cleveland	(216) 281-4570	Dennis Solomon	203	\$6,533	\$3,945	3,247	-0.49%	7.69%	8.38%
13971	ST. COLUMBKILLE	Parma	(216) 524-0414	Joanna Boulton	150	\$21,084	\$6,569	1,878	-7.40%	-0.62%	11.28%
62624	ST. JAMES PARISH	Cincinnati	(513) 385-5921	Julianne Bruzina	206	\$5,886	\$3,168	901	0.97%	-3.30%	17.35%
4884	ST. JOSEPH'S CANTON PARISH	Canton	(330) 478-8400	Cari Huthmacher	95	\$52,960	\$17,065	6,082	5.13%	5.16%	8.59%
11992	ST. PASCHAL BAYLONS	Highland Heights	(440) 646-0409	Maribeth McNealey	213	\$5,033	\$340	313	4.92%	82.72%	15.31%
96787	ST. PAUL AME ZION CHURCH	Cleveland	(216) 431-3233	Deborah Lewis	255	\$306	\$58	187	13.73%	-31.29%	18.43%
1380	STANDARD REGISTER	Dayton	(937) 223-3333	Michael Frankey	115	\$37,070	\$24,741	3,587	-1.43%	-1.59%	18.99%
14120	STARK	Canton	(330) 493-8325	Nino Gemma	55	\$129,225	\$69,274	14,747	1.82%	5.98%	12.71%
13432	STATE HIGHWAY PATROL	Columbus	(614) 431-0784	Becky Landis	85	\$66,303	\$30,262	6,502	5.39%	-5.83%	14.00%
17555	STEEL VALLEY	Cleveland	(216) 741-9430	Irwin Caraballo	140	\$23,100	\$14,846	4,400	-4.36%	-6.17%	11.11%
16682	STOFFE	Solon	(440) 349-5757	Necia Burns	211	\$5,271	\$4,027	2,028	-1.60%	2.40%	23.02%
13531	STRUTHERS	Struthers	(330) 755-7556	Linda Krestel	147	\$21,425	\$8,748	4,622	4.71%	9.68%	8.44%
5089	STS. MARGARET & GREGORY	South Euclid	(216) 691-0242	Sarah Lambert	180	\$11,710	\$8,814	2,448	-4.25%	-2.16%	11.24%
7182	SUMMIT	Akron	(330) 376-3626	Sharon Arthur	101	\$45,800	\$27,884	4,943	-0.52%	-0.22%	13.29%
7064	SUN	Maumee	(419) 893-2170	Brian Hughes	9	\$532,589	\$355,534	35,276	1.34%	3.12%	9.88%
68665	SUPERIOR	Lima	(419) 879-3541	Phil Buell	5	\$1,034,678	\$661,568	94,584	12.86%	16.03%	14.02%
63502	SUPERIOR SAVINGS	Massillon	(330) 853-0751	Deborah Carpenter	137	\$24,297	\$13,208	3,289	8.45%	-7.98%	9.97%
17733	SYLVANIA AREA	Sylvania	(419) 882-3535	Debbie Gerschultz	153	\$20,740	\$5,561	2,004	0.11%	-7.50%	10.15%
95821	TALERIS	Independence	(216) 739-2300	Robin Thomas	88	\$62,704	\$40,801	7,643	-3.15%	-15.70%	14.84%
96796	TAPPAN COMMUNITY	Mansfield	(419) 526-1616	Connie Devault	183	\$9,910	\$2,054	680	-10.94%	31.46%	28.45%
19430	TEAMSTERS LOCAL 92	Canton	(330) 453-8409	Melissa Holman	229	\$2,389	\$1,758	571	10.79%	21.41%	8.74%
62848	TELHIO	Columbus	(614) 221-3233	Leslie Bumgarner	8	\$844,032	\$605,444	57,655	2.44%	-14.03%	10.06%
63177	THE CATHOLIC	Avon Lake	(440) 933-2524	Ellen Hill	186	\$9,462	\$4,541	1,462	-8.98%	11.07%	12.63%
95107	THE OHIO EDUCATIONAL	Cleveland	(216) 621-6296	Jerome Valco	57	\$124,590	\$92,538	17,155	0.08%	-6.52%	7.77%
66066	THE WAY	New Knoxville	(419) 753-1312	Jeanetter Lomax	177	\$12,367	\$0	615	1.59%	N/A	9.83%
3748	TOLEDO FIRE FIGHTERS	Toledo	(419) 474-7200	Dawn Duncan	121	\$33,635	\$16,303	2,656	0.08%	7.31%	13.57%
9189	TOLEDO METRO	Toledo	(419) 242-4926	Dan Zimolzak	102	\$45,798	\$26,409	6,252	-5.76%	-23.66%	10.19%
3720	TOLEDO POLICE	Toledo	(419) 385-0101	Ryan Hieber	113	\$38,360	\$16,140	3,173	7.16%	0.22%	11.80%
24578	TOLEDO URBAN	Toledo	(419) 255-8876	Suzette Cowell	198	\$7,404	\$6,169	4,240	12.54%	5.48%	6.39%
15438	TOPMARK	Lima	(419) 223-5886	Angie Maynard	107	\$44,144	\$25,824	8,720	-0.07%	-5.73%	12.10%
96658	TOWPATH	Fairlawn	(330) 664-4700	Rose Bartolomucci	54	\$131,379	\$91,625	23,273	2.25%	4.74%	13.62%
4024	TRUECORE	Newark	(740) 345-6608	Jay Young	39	\$167,817	\$108,768	16,518	3.70%	1.34%	10.37%
61261	TRUMBULL COUNTY POSTAL EMP.	Warren	(330) 399-5164	Walter Nolan	245	\$980	\$440	177	-4.30%	-24.55%	14.15%
95802	TRUPARTNER	Cincinnati	(513) 241-2050	Kathy Haas	45	\$154,420	\$84,421	17,327	2.06%	-2.52%	10.59%
4360	UT U	North Olmsted	(216) 228-9400	Timothy Wiens	237	\$1,475	\$293	150	-16.11%	10.07%	24.40%
14967	UAP EMPLOYEES	Forest	(419) 273-1191	Charlotte Gooden	246	\$971	\$234	125	-1.51%	-17.62%	11.00%
96699	UNITED METHODIST FINANCIAL	North Canton	(330) 499-3972	Russ Abbott	71	\$84,042	\$39,240	4,092	-0.46%	-3.03%	12.64%
4966	UNITY CATHOLIC	Parma	(440) 886-2558	Brian McCue	80	\$74,777	\$45,647	10,038	2.96%	-1.79%	10.34%
64970	UNIVERSAL 1	Dayton	(937) 225-6800	Loren Rush	15	\$423,716	\$305,054	52,578	1.26%	-12.18%	8.69%
16174	UNIVERSITY OF TOLEDO	Toledo	(419) 534-3770	Steven Wagner	78	\$76,035	\$33,741	6,803	6.36%	1.40%	11.42%
96799	UPS	Cincinnati	(513) 241-2892	Maggie Deering	222	\$3,624	\$2,176	965	-1.92%	31.48%	12.18%
11293	VACATIONLAND	Sandusky	(419) 625-9025	Bryan Myers	30	\$247,101	\$168,893	19,810	5.80%	3.83%	10.98%
16756	VALLEY ONE COMMUNITY	Stuebenville	(740) 264-1402	David Sabol	119	\$35,033	\$8,965	3,320	-1.48%	-2.96%	11.39%
10859	W T COMMUNITY	Cincinnati	(513) 752-6250	Angela Wuerdeman	208	\$5,558	\$4,957	845	3.83%	-0.25%	7.76%
17449	WAYNE COUNTY COMMUNITY	Smithville	(330) 669-2117	Daniel Garrison	103	\$45,673	\$12,316	5,167	-2.34%	19.26%	10.04%
61233	WES	Willoughby	(440) 942-6981	Steve Simone	174	\$12,777	\$4,071	1,648	3.40%	5.57%	9.64%
13615	WESTERN REGION	Cleveland	(216) 476-7072	Autumn Dillingham	171	\$13,470	\$5,590	2,354	-1.73%	-14.77%	16.30%
61760	WHITewater COMMUNITY	Harrison	(513) 202-1306	Jenny Bowling	196	\$8,246	\$6,433	1,621	-0.44%	2.29%	9.10%
96808	WIREMEN'S	Parma	(440) 887-3800	Jennifer Komornik	127	\$29,688	\$14,641	4,930	8.07%	9.14%	20.31%
16537	WOODCO	Perrysburg	(419) 931-0700	Gretchen Fisher	185	\$9,536	\$6,933	1,318	-2.20%	-3.39%	10.70%
96691	WRIGHT-DUNBAR AREA	Dayton	(937) 223-1101	Floyd Drakeford	251	\$531	\$96	414	-7.79%	3.71%	13.85%
66328	WRIGHT-PATT	Beavercreek	(937) 912-7000	Doug Fecher	1	\$5,091,929	\$3,640,299	399,523	11.36%	8.20%	11.41%
17550	YORKVILLE COMMUNITY	Yorkville	(740) 859-4922	Kathy King	188	\$9,162	\$3,013	1,032	-8.05%	-4.07%	16.83%
96812	YOUNGSTOWN CITY SCHOOLS	Youngstown	(330) 744-5846	Teresa Morella	197	\$7,877	\$3,311	1,270	-4.99%	12.67%	36.09%
7674	YOUR LEGACY	Tiffin	(419) 448-0191	Derek Sidor	89	\$61,409	\$36,380	7,261	1.43%	0.29%	9.87%
5732	YS	Yellow Springs	(937) 767-7377	Sandy Hollenberg	145	\$21,680	\$9,995	1,910	0.95%	3.08%	9.35%

OKLAHOMA CREDIT UNIONS | DATA AS OF 12.31.19

	2015	2016	2017	2018	2019	2019 Growth	5-Year CAGR
<b>Number of Credit Unions</b>	64	63	60	60	60	0.00%	-1.28%
<b>Number of Members</b>	1,192,803	1,226,641	1,251,558	1,290,502	1,313,694	1.80%	1.95%
<b>Total Assets (\$000)</b>	\$13,237,919	\$13,743,641	\$14,075,660	\$14,641,452	\$15,643,887	6.85%	3.40%
<b>Total Shares (\$000)</b>	\$11,246,530	\$11,649,023	\$11,887,539	\$12,228,363	\$13,050,476	6.72%	3.02%
<b>Total Loans (\$000)</b>	\$8,366,464	\$9,126,066	\$9,689,727	\$10,349,689	\$10,518,648	1.63%	4.68%
<b>Total Capital (\$000)</b>	\$1,488,426	\$1,566,476	\$1,656,526	\$1,758,142	\$1,932,232	9.90%	5.36%

CH#	CREDIT UNION	CITY	PHONE	CEO	RANK	ASSETS (\$000)	LOANS (\$000)	MEMBERS	SHARE GROWTH	LOAN GROWTH	NET WORTH RATIO
63250	ALLEGIANCE	Oklahoma City	(405) 789-7900	Amy Downs	11	\$283,872	\$203,550	24,890	6.71%	13.13%	8.49%
24843	ARBUCKLE	Ada	(580) 332-0181	Sharilee Strickland	56	\$7,198	\$5,039	896	-6.52%	-14.26%	7.78%
7149	BISON	Shawnee	(405) 275-5014	Tony Thompson	30	\$40,857	\$13,373	4,485	3.04%	0.50%	10.66%
24350	CENTRAL OKLAHOMA	Davenport	(918) 377-2341	Tommy Smith	37	\$34,130	\$19,994	2,891	15.71%	8.91%	13.61%
64281	CHEROKEE STRIP	Ponca City	(580) 718-4000	Johnny O'Hare	27	\$68,652	\$48,382	8,766	-1.91%	-6.18%	9.44%
16367	COMANCHE COUNTY	Lawton	(580) 353-3755	Donna Whitaker	40	\$26,744	\$8,433	3,872	4.22%	-2.46%	15.86%
3454	COMMUNICATION	Oklahoma City	(405) 879-5600	Larry Shropshire	3	\$1,309,884	\$917,200	88,257	12.17%	5.16%	13.86%
62502	COOPERATIVE EMPLOYEES'	Anadarko	(405) 247-4522	Jamie Courtney	55	\$7,278	\$5,735	924	-3.27%	-1.75%	12.85%
1113	CORRECTIONAL WORKERS	El Reno	(405) 262-1291	Robin Robinson	52	\$10,561	\$5,599	1,631	8.69%	6.37%	12.19%
64850	CREDIT UNION ONE OF OKLAHOMA	Oklahoma City	(405) 557-0167	Tyrel McCain	31	\$39,719	\$28,879	5,630	-3.59%	-13.80%	13.20%
8890	DEPARTMENT OF PUBLIC SAFETY	Oklahoma City	(405) 212-4567	Chris Sherman	42	\$24,913	\$11,265	2,589	-3.24%	4.28%	19.19%
14858	DOWELL	Tulsa	(918) 665-7662	Rob Holder	35	\$37,330	\$26,520	7,146	9.64%	8.98%	12.77%
62479	EL RENO R.I.L.	El Reno	(405) 262-1463	Mike Smith	29	\$48,373	\$11,662	3,409	6.33%	-12.09%	9.85%
9715	EMPLOYEES	Tulsa	(918) 582-7573	John Hughes	41	\$26,499	\$15,761	2,783	9.99%	7.61%	7.10%
20015	ENCENTUS	Tulsa	(918) 430-3500	Misty Potter	38	\$27,685	\$21,418	4,817	-4.62%	-9.38%	12.45%
13898	ENDURANCE	Duncan	(580) 255-3550	Chris Bower	18	\$151,414	\$111,842	15,691	3.62%	-6.33%	11.89%
60994	ENERGIZE	Oklahoma City	(405) 478-0046	Jason Boesch	39	\$27,479	\$22,801	3,380	7.31%	3.64%	10.51%
256	ENERGY ONE	Tulsa	(918) 699-7100	Steve McNabb	12	\$233,931	\$137,450	18,840	1.59%	-9.11%	9.31%
60696	FIRE FIGHTERS	Tulsa	(918) 582-1191	Frances Reed	34	\$38,094	\$24,182	2,985	-1.24%	-0.11%	17.40%
11057	FIRST FAMILY	Henryetta	(918) 652-4407	David Dykes	22	\$101,736	\$79,138	15,202	14.08%	4.98%	9.46%
9090	FIRST OKLAHOMA	Tulsa	(918) 582-1965	John Freeman	32	\$39,050	\$27,335	3,316	12.47%	1.34%	7.59%
21489	FIRST TULSA	Tulsa	(918) 619-9770	Karen Quin	50	\$12,424	\$8,382	1,359	-0.33%	-5.05%	16.02%
10283	FOCUS	Oklahoma City	(405) 230-1328	Kyle Roush	21	\$112,769	\$93,157	11,488	-1.06%	-0.19%	8.60%
10832	FORT SILL	Lawton	(580) 353-2124	Denise Floyd	10	\$290,735	\$131,428	25,707	2.50%	-0.77%	11.62%
24901	FRATERNAL ORDER OF POLICE	Tulsa	(918) 836-9922	Carol Webb	33	\$38,788	\$22,310	3,500	8.23%	13.77%	10.60%
14250	FRIENDS	Norman	(405) 701-1330	Shelly Rouse	53	\$9,102	\$6,192	1,451	3.87%	56.34%	8.09%
9817	GOLDEN EAGLE	Tulsa	(918) 836-6752	Crystal Brown	45	\$16,028	\$7,919	2,671	0.72%	-5.24%	12.84%
24613	GREEN COUNTRY	Sand Springs	(918) 245-1301	Bronson Grell	25	\$84,364	\$60,863	8,866	16.15%	6.01%	8.05%
17218	INTEGRIS	Oklahoma City	(405) 947-3730	Michael Davenport	47	\$13,436	\$7,152	1,920	3.14%	0.68%	11.63%
5531	MCALESTER AAP	McAlester	(918) 420-6377	Suzy Pitchford	51	\$12,109	\$6,199	1,661	-2.68%	10.61%	29.23%
65503	ME/CU	Oklahoma City	(405) 813-5500	Phil Dyingier	17	\$154,165	\$117,713	11,236	-0.99%	-1.42%	9.31%
14610	MORNING STAR	Tulsa	(918) 582-9422	Sonya Glenn	60	\$665	\$471	413	18.15%	8.26%	9.44%
946	MUSKOGEE	Muskogee	(918) 683-3460	Sue McBride	26	\$74,958	\$33,530	8,934	7.06%	-1.00%	8.30%
10158	OK	Bartlesville	(918) 335-1844	Jim Franks	44	\$21,116	\$13,353	3,257	-1.15%	8.83%	11.23%
7154	OK MEMBERS FIRST	Tulsa	(918) 663-2050	Gary Juby	43	\$21,442	\$14,179	3,528	5.09%	-7.08%	15.40%
7151	OKLAHOMA	Oklahoma City	(405) 524-6467	Tim Delise	19	\$140,168	\$90,168	10,869	7.65%	0.00%	14.95%
62322	OKLAHOMA CENTRAL	Tulsa	(918) 664-6000	Gina Wilson	8	\$580,520	\$334,753	45,369	4.33%	-7.43%	13.08%
61088	OKLAHOMA EDUCATORS	Oklahoma City	(405) 722-2234	Cindy White	16	\$166,993	\$131,798	14,004	7.33%	10.58%	10.50%
65032	OKLAHOMA'S	Oklahoma City	(405) 606-6328	Mark Kelly	9	\$554,267	\$397,226	44,522	6.19%	8.66%	13.60%
24910	OTOE-MISSOURIA	Red Rock	(580) 453-6702	Lailani Harpole	59	\$1,531	\$256	258	N/A	N/A	29.75%
9335	OU	Norman	(405) 325-2211	Shannon Hudzinski	28	\$52,580	\$41,353	10,463	-5.55%	17.67%	10.00%
7162	PEARL DISTRICT	Tulsa	(918) 579-7998	Linda Curtis	48	\$13,083	\$6,750	1,591	0.77%	-2.75%	15.49%
2585	RED CROWN	Tulsa	(918) 477-3200	Mike Moyer	13	\$221,691	\$166,569	26,432	11.67%	-2.56%	8.05%
12082	RED RIVER	Altus	(580) 482-7965	Kerry Bull	24	\$88,573	\$59,439	8,767	3.21%	9.17%	11.15%
19593	SAINT FRANCIS EMPLOYEES	Tulsa	(918) 494-1810	Jerry Pianalto	36	\$36,099	\$11,533	6,711	-6.50%	5.32%	11.36%
12271	SOUTHWEST OKLAHOMA	Lawton	(580) 353-0490	Emmett Meraz	23	\$95,023	\$58,801	5,752	1.21%	8.09%	13.45%
19355	SPACE AGE TULSA	Tulsa	(918) 438-0140	Dana Warne	46	\$15,703	\$7,764	1,637	6.39%	23.79%	16.57%
16755	SSMOK EMPLOYEES	Oklahoma City	(405) 272-6100	Troy Hoobler	54	\$7,937	\$3,942	1,092	9.32%	3.54%	18.52%
65774	TEACHERS	Oklahoma City	(405) 232-8288	Grant Weiland	57	\$6,334	\$2,470	2,482	2.34%	6.82%	38.18%
24524	TINKER	Oklahoma City	(405) 732-0324	Mike Kloiber	1	\$4,228,679	\$2,934,052	397,821	8.56%	1.29%	11.90%
62568	TRUE SKY	Oklahoma City	(800) 448-1990	Sean Cahill	7	\$645,797	\$439,103	54,456	9.59%	16.09%	9.00%
3130	TRUITY	Bartlesville	(918) 336-7662	Dennis Halpin	5	\$853,065	\$651,014	69,151	6.63%	-4.22%	9.02%
24887	TTCU	Tulsa	(918) 743-9861	Tim Lyons	2	\$2,019,745	\$1,292,765	133,208	7.74%	0.18%	13.66%
24812	TULSA	Tulsa	(918) 610-0020	Greg Gallant	6	\$772,312	\$579,842	56,066	1.94%	2.09%	9.04%
9248	UNITED MEMBERS	Tulsa	(918) 663-9303	Denis Lane	49	\$12,547	\$2,313	1,275	3.20%	-1.04%	14.67%
18965	UNIVERSITY & COMMUNITY	Stillwater	(405) 743-3328	Daniel Thrasher	20	\$130,669	\$102,759	12,660	9.49%	15.84%	11.44%
2744	US EMPLOYEES OC	Oklahoma City	(405) 685-6200	R. Neuenschwander	15	\$173,641	\$118,856	18,063	-0.11%	-2.30%	13.33%
8962	VELMA	Velma	(580) 444-3396	Heather Williams	58	\$2,727	\$2,364	672	-5.44%	10.56%	11.91%
24899	WEOKIE	Oklahoma City	(405) 235-3030	Brent Taylor	4	\$1,188,467	\$663,636	56,865	2.79%	-1.77%	12.20%
4202	WESTERN SUN	Broken Arrow	(918) 362-1400	Rob Taylor	14	\$188,236	\$150,714	25,117	4.27%	3.51%	12.34%

STATE TABLE

OREGON

OREGON CREDIT UNIONS | DATA AS OF 12.31.19

	2015	2016	2017	2018	2019	2019 Growth	5-Year CAGR
<b>Number of Credit Unions</b>	<b>62</b>	<b>61</b>	<b>59</b>	<b>58</b>	<b>57</b>	<b>-1.72%</b>	<b>-1.67%</b>
<b>Number of Members</b>	1,598,487	1,687,847	1,791,075	1,875,267	1,933,696	<b>3.12%</b>	<b>3.88%</b>
<b>Total Assets (\$000)</b>	\$18,402,287	\$20,429,461	\$22,083,125	\$23,147,870	\$25,074,023	<b>8.32%</b>	<b>6.38%</b>
<b>Total Shares (\$000)</b>	\$16,278,941	\$17,973,765	\$19,172,893	\$19,994,875	\$21,345,097	<b>6.75%</b>	<b>5.57%</b>
<b>Total Loans (\$000)</b>	\$12,630,990	\$14,350,491	\$16,219,161	\$17,342,579	\$18,089,204	<b>4.31%</b>	<b>7.45%</b>
<b>Total Capital (\$000)</b>	\$1,947,783	\$2,119,965	\$2,335,667	\$2,605,184	\$2,963,510	<b>13.75%</b>	<b>8.76%</b>

CH#	CREDIT UNION	CITY	PHONE	CEO	RANK	ASSETS (\$000)	LOANS (\$000)	MEMBERS	SHARE GROWTH	LOAN GROWTH	NET WORTH RATIO
62659	ADVANTIS	Portland	(503) 785-2528	Bob Corwin	5	\$1,478,812	\$1,147,508	77,107	-0.64%	-0.89%	11.78%
64059	BENTON COUNTY SCHOOLS	Corvallis	(541) 754-7765	Joe Tofte	39	\$55,447	\$25,717	2,273	5.29%	-3.85%	8.49%
68352	CASCADE CENTRAL	Hood River	(541) 387-9297	Nancy Blanchette	36	\$68,677	\$32,994	3,626	-1.48%	3.67%	14.07%
5652	CASCADE COMMUNITY	Roseburg	(541) 672-9000	Lynn Calvert	19	\$247,427	\$133,835	14,959	7.71%	13.21%	13.94%
11905	CASPARTS EMPLOYEES	Portland	(503) 771-2464	Cheryl Eveatt	37	\$61,632	\$46,438	5,455	1.16%	12.85%	15.09%
62665	CENTRAL WILLAMETTE	Albany	(541) 928-4536	S. Wyss-Schoenborn	14	\$338,302	\$288,844	29,663	6.28%	10.46%	9.69%
11793	CLACKAMAS	Oregon City	(503) 656-0671	Aaron Goff	17	\$413,581	\$333,478	33,317	5.99%	3.84%	10.64%
9292	CONSOLIDATED	Portland	(503) 232-8070	Larry Ellifritz	12	\$252,424	\$192,327	15,517	7.03%	5.93%	14.68%
8317	CUTTING EDGE	Milwaukie	(503) 653-4392	Brady Howe	43	\$44,525	\$33,728	4,129	-2.71%	-2.46%	12.20%
9877	EMERALD EMPIRE	Springfield	(541) 988-9059	Carolyn Stahly	51	\$23,919	\$14,469	2,838	1.54%	-3.57%	17.62%
9777	EWEB EMPLOYEES	Eugene	(541) 484-5304	Rose Staggenborg	50	\$24,370	\$15,900	1,520	0.23%	2.43%	10.38%
68530	FIRST COMMUNITY	Coquille	(541) 396-2145	David Elmer	9	\$1,168,075	\$779,594	79,520	5.03%	5.52%	11.52%
63476	GATEWAY	Springfield	(541) 741-2605	Marcos Sulistio	49	\$24,603	\$17,104	2,607	5.66%	9.48%	23.02%
16113	HERITAGE GROVE	Salem	(503) 588-0211	Jim Mau	29	\$115,810	\$81,775	8,934	1.77%	8.01%	10.51%
9483	IBEW & UNITED WORKERS	Portland	(503) 253-8193	Barbara Mathey	33	\$88,186	\$51,282	14,284	4.21%	23.30%	7.73%
14402	IBEW/SJ CASCADE	Salem	(581) 581-6221	Mike Ruda	54	\$16,569	\$12,128	2,204	18.06%	3.86%	10.04%
2730	INROADS	Saint Helens	(503) 397-2376	Brooke Van Vleet	20	\$246,764	\$208,332	16,001	9.29%	8.53%	8.75%
13649	IRONWORKERS USA	Portland	(503) 774-3848	Teri Robinson	46	\$39,521	\$38,772	6,676	16.03%	25.50%	9.85%
20516	KAIPERM NORTHWEST	Portland	(503) 813-3242	Ed Waite	32	\$90,727	\$50,065	6,464	4.15%	3.68%	11.91%
6176	KLAMATH PUBLIC EMPLOYEES	Klamath Falls	(541) 882-5525	Kevin Dearing	45	\$41,999	\$26,371	4,551	-0.26%	17.78%	10.25%
12590	LANECO	Eugene	(541) 683-5665	Loreen Ervin	53	\$17,118	\$7,378	1,830	4.59%	0.56%	7.52%
20512	LEGACY	Portland	(503) 413-7474	Doug Mountain	42	\$46,860	\$14,532	3,568	0.61%	-0.55%	13.43%
10779	LINN-CO	Lebanon	(541) 259-1235	Carol Cromwell	27	\$123,991	\$104,049	17,604	2.89%	4.82%	10.17%
14708	MACHINISTS - BOILERMAKERS	Gladstone	(503) 210-2477	Angela Elsen-Sass	55	\$4,256	\$3,241	670	-0.16%	-7.19%	7.97%
11579	MALHEUR	Ontario	(541) 889-3149	Ron Haidle	24	\$150,720	\$100,501	13,707	6.98%	-1.46%	9.94%
64166	MAPS	Salem	(503) 588-0181	Mark Zook	11	\$818,515	\$675,041	67,935	8.74%	10.36%	10.07%
12084	MID OREGON	Bend	(541) 382-1795	Bill Anderson	13	\$364,587	\$295,298	35,193	19.48%	11.68%	8.96%
14786	NORTHWEST ADVENTIST	Portland	(503) 256-3712	Shayne Gustafson	48	\$27,944	\$20,391	3,880	-10.62%	1.61%	11.42%
61716	NORTHWEST COMMUNITY	Eugene	(541) 744-9437	John Iglesias	8	\$1,195,501	\$944,239	108,914	2.82%	-4.11%	11.43%
3853	NW PREFERRED	Tigard	(503) 620-6248	Steve Canfield	25	\$140,417	\$119,070	9,129	8.79%	4.83%	11.00%
63315	NW PRIORITY	Portland	(503) 760-5304	Mark Turnham	18	\$247,876	\$96,443	15,417	-0.62%	3.15%	14.17%
12012	OLD WEST	John Day	(541) 575-0264	Ken Olson	22	\$185,300	\$136,404	12,990	9.02%	5.82%	10.32%
62745	ONPOINT COMMUNITY	Portland	(800) 527-3932	Rob Stuart	1	\$6,130,687	\$3,795,794	390,039	8.85%	8.87%	12.01%
20951	OPC	Durkee	(541) 877-2607	Donald Garrison	57	\$2,657	\$1,555	317	-3.50%	-7.16%	14.74%
65856	OREGON COMMUNITY	Eugene	(541) 687-2347	Ron Neumann	2	\$1,889,384	\$1,675,159	165,864	12.02%	6.26%	9.57%
68656	OREGON STATE	Corvallis	(541) 714-4000	Richard Hein	6	\$1,393,221	\$1,045,921	119,736	7.54%	-0.86%	11.80%
68669	OREGONIANS	Milwaukie	(503) 239-5336	Sam Launius	15	\$301,163	\$179,771	20,770	-2.07%	2.34%	14.17%
14545	PACIFIC CASCADE	Eugene	(541) 343-6238	Jackie Hoonjan	30	\$114,466	\$91,368	10,903	0.58%	0.99%	8.98%
960	PACIFIC CREST	Klamath Falls	(541) 884-1376	Chad Olney	23	\$176,549	\$126,374	16,888	1.50%	4.50%	8.65%
4878	PACIFIC NW	Portland	(503) 256-5858	Tom Griffith	21	\$193,768	\$130,255	18,725	-0.86%	11.73%	9.68%
63971	POINT WEST	Portland	(503) 546-5000	Amy Nelson	31	\$93,770	\$69,714	10,997	-6.00%	-16.66%	9.66%
9288	PORTLAND LOCAL NO 8	Portland	(503) 223-9306	Jaimie Garver	47	\$34,938	\$27,554	2,540	-1.24%	22.49%	11.06%
19522	PROVIDENCE	Milwaukie	(503) 215-6090	Shirley Cate	26	\$138,262	\$87,780	16,093	-0.25%	-3.49%	13.17%
63903	RADIO CAB	Portland	(503) 205-3350	Paul Gibson	56	\$4,015	\$975	250	-1.46%	-12.16%	21.71%
65644	RIVERMARK COMMUNITY	Beaverton	(503) 626-6660	Seth Schaefer	10	\$869,108	\$611,328	86,223	1.21%	-6.29%	11.60%
68660	ROGUE	Medford	(541) 858-7328	Gene Pelham	4	\$1,697,279	\$1,335,630	144,167	8.50%	6.31%	10.67%
63196	SELCO COMMUNITY	Springfield	(541) 686-8000	Bob Newcomb	3	\$1,770,728	\$1,361,424	141,933	9.16%	0.64%	11.87%
9376	SOUTH COAST ILWU	North Bend	(541) 756-5746	Julee Yoakam	52	\$17,587	\$7,846	1,099	-6.23%	-3.18%	14.17%
13416	SUNSET SCIENCE PARK	Portland	(503) 643-1335	Rhonda Baggarley	40	\$53,136	\$44,582	2,740	3.32%	4.35%	14.83%
14196	TEAMSTERS COUNCIL #37	Portland	(503) 251-2390	Marilyn Coomber	38	\$58,129	\$22,641	7,655	-0.53%	-4.52%	14.54%
644	TRAILHEAD	Portland	(503) 220-2592	Jim McCarthy	28	\$120,086	\$82,594	9,423	0.23%	-4.42%	8.79%
23986	UMATILLA COUNTY	Pendleton	(541) 276-6317	Kelly O'Malley	41	\$47,119	\$23,522	2,426	-0.55%	5.03%	12.78%
10442	UNITED TRADES	Tualatin	(503) 283-5193	Rhyn Guyer	44	\$44,335	\$32,163	6,137	-0.64%	1.51%	12.17%
63440	UNITUS COMMUNITY	Portland	(503) 227-5571	Steven Stapp	7	\$1,340,089	\$981,246	98,014	13.98%	8.10%	10.34%
64103	USAGENCIES	Portland	(503) 275-0300	Justin Olson	34	\$85,101	\$46,913	6,161	-5.07%	-9.29%	11.87%
64169	VALLEY	Salem	(503) 364-7999	Pat Force	35	\$76,607	\$53,406	5,077	0.40%	8.96%	13.88%
17990	WAUNA	Clatskanie	(503) 728-4321	Robert Blumberg	16	\$257,383	\$206,445	27,037	7.49%	4.16%	9.12%

PENNSYLVANIA CREDIT UNIONS | DATA AS OF 12.31.19

	2015	2016	2017	2018	2019	2019 Growth	5-Year CAGR
<b>Number of Credit Unions</b>	<b>440</b>	<b>404</b>	<b>386</b>	<b>368</b>	<b>360</b>	<b>-2.17%</b>	<b>-3.93%</b>
<b>Number of Members</b>	3,897,130	3,951,581	4,055,162	4,199,336	4,322,405	<b>2.93%</b>	<b>2.09%</b>
<b>Total Assets (\$000)</b>	\$41,510,512	\$44,014,953	\$46,125,956	\$48,633,206	\$52,860,483	<b>8.69%</b>	<b>4.95%</b>
<b>Total Shares (\$000)</b>	\$35,831,134	\$37,941,629	\$39,533,716	\$41,520,605	\$45,228,033	<b>8.93%</b>	<b>4.77%</b>
<b>Total Loans (\$000)</b>	\$25,196,817	\$27,341,328	\$29,973,337	\$32,732,358	\$35,435,006	<b>8.26%</b>	<b>7.06%</b>
<b>Total Capital (\$000)</b>	\$4,910,942	\$5,146,856	\$5,477,693	\$5,842,006	\$6,391,375	<b>9.40%</b>	<b>5.41%</b>

CH#	CREDIT UNION	CITY	PHONE	CEO	RANK	ASSETS (\$000)	LOANS (\$000)	MEMBERS	SHARE GROWTH	LOAN GROWTH	NET WORTH RATIO
65412	1ST ED	Chambersburg	(717) 264-6506	Kelly Childress	59	\$116,937	\$59,720	7,154	-0.84%	14.83%	16.34%
3741	A & S	Aliquippa	(724) 375-0248	Gina Huntington	151	\$30,021	\$8,834	2,612	4.95%	-1.77%	13.26%
14879	A.B.	Altoona	(814) 944-4025	Tricia Eicher	274	\$6,272	\$3,086	879	7.24%	20.31%	13.37%
3226	ACBA	Pittsburgh	(412) 391-7242	Linda Iddings	301	\$3,516	\$1,883	1,320	-10.79%	7.82%	20.09%
61101	ACCESS	Bristol	(215) 788-0411	Maxine Kunyczka	126	\$44,157	\$29,043	5,088	1.74%	13.91%	14.69%
61808	AFFILIATED TRADES	Collegetown	(610) 489-0161	Brian Bischof	147	\$31,010	\$11,518	2,152	4.62%	0.10%	11.25%
2554	ALCOA PITTSBURGH	Pittsburgh	(412) 553-3100	Lisa Balcer	143	\$33,206	\$10,991	2,669	-7.54%	-10.07%	13.56%
61926	ALCOSE	White Oak	(412) 673-2450	Joy Benedek	196	\$15,985	\$6,687	2,841	-0.56%	3.62%	14.21%
2098	ALIQUIPPA TEACHERS	Beaver	(724) 728-9745	Pat Formoso	357	\$144	\$102	151	-6.57%	-3.04%	30.75%
205	ALLEGENT COMMUNITY	Pittsburgh	(412) 642-2875	Angelo Lucatorto	49	\$141,591	\$104,459	14,980	-8.64%	0.77%	13.19%
841	ALLEGHENY CENTRAL	Dunbar	(724) 628-2106	Vickie Erminio	268	\$6,940	\$4,629	907	2.70%	8.84%	12.01%
21161	ALLEGHENY HEALTH SERVICES EMP.	Pittsburgh	(412) 359-3141	Michael Gayso	210	\$13,376	\$6,946	3,684	4.93%	-5.88%	9.24%
4095	ALLEGHENY LUDLUM BRACKENRIDGE	Brackenridge	(724) 224-7030	S. Kowalkowski	171	\$20,897	\$5,084	2,905	0.72%	3.25%	19.15%
4566	ALLEGHENY METAL	Leechburg	(724) 845-8923	Regina Pearson	209	\$13,413	\$6,716	1,800	1.23%	12.93%	17.29%
4756	ALLEGHENY VALLEY	Pittsburgh	(412) 826-5248	Theresa King	222	\$11,612	\$2,731	1,128	-0.61%	-2.05%	29.28%
8825	ALLEGHENY-KISKI POSTAL	New Kensington	(724) 337-3717	Mary Halligan	198	\$15,841	\$6,334	2,392	-8.62%	4.17%	16.67%
10015	ALLENTOWN	Allentown	(610) 791-0119	Barry Weiner	95	\$68,721	\$43,816	6,544	2.96%	3.39%	12.95%
23753	ALTOONA AREA EMPLOYEES	Altoona	(814) 942-5431	Darci Robinson	214	\$12,687	\$6,304	1,757	3.53%	11.67%	11.54%
900	AMBRIDGE AREA	Baden	(724) 869-3342	Sandy Kowal	224	\$11,389	\$5,735	1,400	-2.73%	5.30%	12.59%
5621	AMERICAN HERITAGE	Philadelphia	(215) 969-0777	Bruce Foulke	5	\$2,749,196	\$2,080,709	197,060	17.08%	21.51%	8.19%
60389	AMERICAN PRIDE	Altoona	(814) 946-3045	Ted Glunt	183	\$18,243	\$6,279	2,007	1.60%	-4.97%	8.88%
20041	AMERICHOICE	Mechanicsburg	(717) 697-3474	Anna Nauss	37	\$182,175	\$114,587	14,567	1.60%	-3.05%	9.54%
12752	AMERICO	Erie	(814) 899-6608	Christine Bennett	86	\$75,719	\$28,985	9,097	0.06%	-10.77%	11.35%
9607	APCI	Lehigh Valley	(800) 821-5104	Richard Fehr	20	\$612,359	\$252,595	17,479	7.22%	-7.31%	9.59%
838	APS	Charleroi	(724) 483-6260	Patricia Allen	255	\$8,043	\$6,368	1,359	3.00%	-4.62%	8.63%
11304	ARC	Altoona	(814) 946-0857	Victor Gioiosa	68	\$92,018	\$62,871	12,853	7.36%	10.78%	9.60%
22637	ARDENT	Phila	(215) 569-3700	Rob Werner	14	\$719,480	\$518,315	35,616	11.61%	9.10%	10.67%
65291	ARMCO	Butler	(724) 284-2020	Randall Cypher	24	\$365,974	\$276,184	31,413	5.60%	14.01%	16.81%
12438	ARMSTRONG ASSOCIATES	Ford City	(724) 763-1172	Allan King	104	\$56,963	\$25,703	8,245	3.31%	1.06%	13.20%
19745	ARMSTRONG CO. FEDERAL EMP.	Kittanning	(724) 548-8722	Sandra Garris	199	\$15,803	\$2,101	2,665	1.70%	3.13%	13.72%
18446	ASBESTOS WORKERS LOCAL #14	Philadelphia	(215) 289-3990	Patricia Reeves	295	\$4,213	\$800	559	-0.77%	-9.75%	10.10%
200	AT&T EMPLOYEES PITTSBURGH	Pittsburgh	(412) 227-7210	Linda Coll	243	\$9,295	\$2,623	994	2.19%	-3.60%	26.86%
22953	AVH	Natrona Heights	(724) 224-5045	Michelle Shoop	293	\$4,471	\$1,411	696	-15.77%	-6.30%	35.07%
23725	B. BRAUN	Allentown	(610) 596-2399	Beth Re	308	\$2,724	\$668	1,048	2.76%	-9.10%	10.55%
6240	B.I.	Sewickley	(412) 882-9306	Andrea Mancos	297	\$3,952	\$1,255	471	-9.92%	13.40%	28.15%
5985	BACHARACH EMPLOYEES	New Kensington	(724) 334-5004	Daniel Chemsak	356	\$158	\$76	41	6.36%	-23.36%	29.43%
21458	BACK MOUNTAIN	Shavertown	(570) 696-1633	Patricia Feher	240	\$9,525	\$2,658	737	-7.33%	-2.45%	18.54%
2612	BEAVER FALLS PA TEACHERS	Wampum	(724) 740-1444	Kelly Kelly	309	\$2,658	\$1,923	493	2.08%	2.82%	16.67%
4794	BEAVER VALLEY	Beaver Falls	(724) 847-3600	Aaron Knieser	78	\$82,145	\$25,188	10,229	8.89%	6.99%	16.14%
14347	BEDCO HOSPITAL	Everett	(814) 623-3544	Scott Ressler	316	\$2,191	\$1,422	703	16.47%	2.91%	14.98%
68256	BELCO COMMUNITY	Harrisburg	(717) 232-3526	Amey Sgrignoli	17	\$633,712	\$456,551	66,838	4.61%	1.18%	10.70%
2531	BELCO	Wyomissing	(610) 373-5192	Tom Gosling	55	\$121,467	\$89,239	13,361	7.12%	2.76%	9.16%
3738	BENCHMARK	West Chester	(610) 429-1600	Daniel Machon	31	\$219,649	\$160,544	11,365	2.49%	-1.22%	13.14%
62656	BERYLCO EMPLOYEES'	Hamburg	(610) 562-4257	Dennis Strausser	311	\$2,348	\$251	229	5.08%	-9.47%	43.19%
4982	BESSEMER SYSTEM	Greenville	(724) 588-6119	Joy Peterson	136	\$37,684	\$14,149	4,135	-0.78%	-7.66%	14.89%
24016	BETHANY BAPTIST CHRISTIAN	Chester	(484) 361-8556	Judith Dill	359	\$43	\$3	70	-12.55%	-68.53%	14.15%
716	BETHLEHEM 1ST	Bethlehem	(610) 691-0041	Shannon Scribner	112	\$53,905	\$17,903	4,856	-0.30%	0.87%	11.93%
61387	BHCU	Ridley Park	(610) 595-2929	Gary Golden	40	\$171,385	\$106,232	8,055	16.11%	8.05%	14.45%
21845	BLACKHAWK	Beaver Falls	(724) 846-7929	Christine Ozenich	206	\$13,598	\$5,855	1,241	0.65%	7.92%	14.18%
8831	BLAIR COUNTY	Altoona	(814) 944-2821	Tammy Jackson	107	\$55,866	\$13,911	5,040	0.99%	2.68%	19.63%
24385	BLUE CHIP	Harrisburg	(717) 564-3081	Pam Mohr	142	\$33,704	\$16,752	4,190	5.24%	3.80%	14.06%
13823	BRADFORD AREA	Bradford	(814) 362-6779	Susanne Wilcox	260	\$7,645	\$3,699	1,831	9.63%	13.33%	19.92%
24857	BRADFORD AREA SCHOOL EMPLOYEES	Bradford	(814) 368-5595	M. Aaron-Simmons	334	\$904	\$772	285	-9.17%	9.98%	21.85%
65411	BUCKS COUNTY EMPLOYEES	Doylestown	(215) 340-8093	Joyce Russell	133	\$40,221	\$2,835	1,894	0.48%	-3.43%	9.51%
3085	BUTLER CO. TEACHERS	Butler	(724) 283-9427	Michelle Furka	154	\$29,515	\$7,187	2,075	1.93%	2.69%	8.10%
16063	BVA	Belle Vernon	(724) 930-9864	Renae Curcio	148	\$30,941	\$10,939	2,652	7.83%	4.37%	10.67%
13821	BVMSN	Walnutport	(610) 767-3107	Christine Kosman	318	\$2,104	\$1,024	293	-4.49%	-8.55%	16.18%
8523	CACL	Pottsville	(570) 628-2400	Jason Kostura	51	\$136,177	\$101,556	11,441	16.69%	6.48%	10.78%

CH#	CREDIT UNION	CITY	PHONE	CEO	RANK	ASSETS (\$000)	LOANS (\$000)	MEMBERS	SHARE GROWTH	LOAN GROWTH	NET WORTH RATIO
13503	CAL-ED	California	(724) 938-3280	Jacque Dwyer	164	\$23,805	\$7,772	5,440	-1.22%	-7.82%	14.25%
1101	CARNEGIE MELLON UNIVERSITY	Pittsburgh	(412) 268-2905	Roberta Kenchel	221	\$11,701	\$3,463	1,586	-5.72%	-1.28%	10.06%
11374	CBW SCHOOLS	Sidman	(814) 487-5714	William Weber	62	\$108,845	\$22,033	10,206	-0.04%	-1.06%	30.96%
20591	CENTERVILLE CLINICS EMPLOYEES	Fredericktown	(724) 632-6801	Crystal Nuttall	349	\$369	\$110	134	0.07%	13.03%	25.23%
9213	CENTRAL KEYSTONE	Sunbury	(570) 286-5739	Kris Kauffman	123	\$45,383	\$26,223	3,098	6.34%	4.29%	18.67%
14180	CENTRAL SUSQUEHANNA COMMUNITY	Danville	(570) 275-3308	Janelle Seibert	152	\$29,708	\$15,318	2,261	5.51%	-2.42%	10.94%
1352	CENTURY HERITAGE	Pittsburgh	(412) 650-2600	Vincent Cerasuolo	39	\$172,087	\$94,341	14,842	15.52%	4.07%	10.41%
15234	CHESWICK ATOMIC DIVISION	Harwick	(724) 275-5071	Emily Roofner	277	\$6,042	\$2,214	615	-3.08%	-4.98%	24.81%
4240	CHOICE ONE COMMUNITY	Plains Township	(570) 823-7676	Tom Smith	67	\$96,327	\$72,029	12,711	2.80%	-7.69%	8.55%
20558	CHROME	Canonsburg	(724) 228-2030	Robert Flanyak	46	\$153,578	\$109,978	15,709	-1.38%	-8.82%	12.90%
2099	CITADEL	Exton	(800) 666-0191	Jeff March	4	\$3,777,482	\$3,527,630	215,187	12.03%	16.69%	9.47%
4233	CITY CO	Pittsburgh	(412) 350-5957	Joseph Marzullo	172	\$20,555	\$10,676	4,429	-0.04%	-2.03%	10.54%
14074	CITYMARK	Wilkes Barre	(570) 826-8244	Joe Gimble	106	\$56,679	\$46,603	3,949	16.72%	18.76%	14.97%
1646	CLAIRTON WORKS	Clairton	(412) 384-7088	Renee Arre	212	\$13,215	\$4,192	1,469	-2.09%	7.93%	11.77%
3655	CLARION	Clarion	(814) 226-5032	Mark Lauer	63	\$107,642	\$85,178	10,804	16.77%	15.76%	11.07%
9007	CLEARVIEW	Moon Township	(412) 269-3011	Ron Celaschi	7	\$1,284,172	\$1,033,742	105,276	4.55%	5.38%	10.38%
22174	CMC-FCPI EMPLOYEES	Scranton	(570) 348-2140	Renee Murphy	253	\$8,103	\$5,468	1,426	-4.49%	11.93%	9.62%
3237	COLFAX POWER PLANT EMPLOYEES	Springdale	(724) 274-6666	Lisa Burns	259	\$7,775	\$5,209	1,113	-4.75%	2.12%	11.46%
11172	COMMUNITY CONNECT	Titusville	(814) 827-4605	Wade Brink	178	\$18,706	\$11,481	2,882	3.09%	4.56%	11.56%
60413	COMMUNITY REGIONAL	Kingston	(570) 288-2326	Deb Mozal	181	\$18,451	\$8,231	2,231	-1.52%	7.40%	10.56%
23737	CONSUMER 1ST	Pittsburgh	(412) 424-6050	Marlene McLeod	195	\$16,760	\$3,829	1,322	0.60%	-4.86%	19.63%
2796	COPPER & GLASS	Glassport	(412) 673-9028	Rosanna Dimarco	257	\$7,955	\$5,387	1,679	0.59%	14.48%	14.16%
1172	CORNER POST	Wilkes Barre	(570) 823-6151	Carole Fischer	79	\$82,111	\$20,157	6,041	-2.23%	14.17%	11.82%
12643	CORRY	Corry	(814) 663-3263	Stacey Heiser	102	\$58,129	\$33,254	8,370	11.58%	12.62%	10.59%
15501	CORRY AREA SCHOOLS	Corry	(814) 665-5291	Steve Tessmer	286	\$5,137	\$1,771	682	1.89%	5.26%	9.11%
62048	CORRY JAMESTOWN	Corry	(814) 664-7010	Louis Drago	180	\$18,501	\$6,455	2,965	0.90%	-8.14%	12.74%
20557	CRAFTMASTER	Towanda	(570) 265-8410	Dena Miller	225	\$11,240	\$8,007	1,232	-0.67%	9.56%	20.45%
24850	CRAYOLA LLC EMPLOYEES	Easton	(610) 252-1502	Susan Pfeiffer	256	\$7,966	\$3,207	988	5.86%	15.66%	18.49%
19228	CROSS VALLEY	Wilkes Barre	(570) 823-6836	Traci Donahue	42	\$159,918	\$90,160	18,653	-1.37%	-9.17%	9.07%
62416	DELCO POSTAL	Upper Darby	(610) 734-3356	Daniel Millett	200	\$15,217	\$9,821	1,485	-5.41%	4.48%	10.12%
6196	DERRY AREA	Derry	(724) 694-5479	Donna Bush	237	\$9,691	\$5,573	2,014	9.21%	-2.55%	12.72%
10141	DERTOWN SCHOOL	Latrobe	(724) 331-4954	Nancy Fiorina	245	\$8,959	\$6,088	712	1.15%	-1.34%	34.82%
68241	DIAMOND	Pottstown	(610) 326-5490	John Faust	15	\$678,645	\$458,217	63,903	9.85%	0.00%	10.26%
12935	DISCOVERY	Wyomissing	(610) 372-8010	Edwin Williams	47	\$146,106	\$75,299	9,020	3.49%	4.32%	12.00%
6150	DOW BUCKS COUNTY	Bristol	(215) 781-4040	Joseph Dixon	202	\$14,470	\$8,439	1,080	-1.75%	-1.03%	18.54%
24483	EAST END FOOD COOPERATIVE	Pittsburgh	(412) 243-7574	Daniel Webb	342	\$619	\$217	379	10.15%	34.98%	9.33%
390	ELLIOTT COMMUNITY	Jeannette	(724) 527-2822	James Benson	132	\$40,483	\$16,964	6,990	-1.08%	-2.92%	10.93%
64521	EME	Easton	(610) 250-6782	Leeanna Sloyer	325	\$1,553	\$347	379	-7.56%	-3.34%	12.54%
5028	EQT	Pittsburgh	(412) 395-3636	Michael Briggs	134	\$38,542	\$1,993	1,135	-1.98%	-0.17%	11.93%
1476	ERIE	Erie	(814) 825-2436	Brian Waugaman	21	\$547,929	\$335,515	63,168	14.71%	16.77%	10.84%
8913	ERIE CITY EMPLOYEES	Erie	(814) 455-4888	Rob Noziglia	266	\$7,109	\$4,235	963	-4.75%	13.54%	22.96%
8625	ERIE FIREFIGHTERS	Erie	(814) 452-4848	Jennifer Swarm	246	\$8,875	\$3,156	770	-7.40%	17.84%	10.44%
8626	ERIE POLICE	Erie	(814) 453-2540	Gail Markiewicz	312	\$2,298	\$1,075	483	-6.60%	-12.12%	23.98%
3113	ERIE T.P.E.	Erie	(814) 864-5934	Doris Campbell	324	\$1,620	\$921	346	-4.53%	-17.63%	21.00%
776	ERIE TIMES	Erie	(814) 459-0853	Darlene Spitzer	280	\$5,810	\$724	1,000	0.93%	-14.00%	17.00%
4871	ERRL	Wyndmoor	(215) 836-5596	Edward Youse	329	\$1,315	\$464	260	-4.87%	-1.27%	10.99%
10223	EVERENCE	Lancaster	(800) 451-5719	Kent Hartzler	30	\$220,464	\$151,103	19,562	15.07%	7.47%	9.44%
7383	FAMILY 1ST	New Castle	(724) 656-8420	Erin Ross	213	\$12,885	\$9,756	1,984	10.28%	3.07%	12.13%
61515	FAYETTE COUNTY SCHOOL EMPLOYEES	Uniontown	(724) 438-9019	Claudia Tiberi	187	\$17,904	\$7,858	2,637	1.07%	2.97%	17.27%
10690	FAYETTE FEDERAL EMPLOYEES	Uniontown	(724) 438-3070	Wendy Myden	215	\$12,678	\$5,079	1,288	-0.91%	7.93%	14.47%
22934	FINANCIAL 1ST	Williamsport	(570) 322-2061	Rebecca Cortright	298	\$3,726	\$2,875	1,105	-8.33%	-7.59%	8.32%
4517	FINANCIAL ADVANTAGE	Homestead	(412) 461-5100	Helenann Kozminski	248	\$8,767	\$2,108	1,717	-3.03%	-5.54%	14.08%
14346	FIRST AREA	Lewistown	(717) 248-5103	Bonnie Fisher	174	\$20,236	\$6,701	3,074	4.94%	-1.35%	9.95%
24490	FIRST CAPITAL	York	(717) 767-5551	Sue Destephano	32	\$211,934	\$136,515	19,405	6.94%	4.14%	10.24%
8229	FIRST CHOICE	New Castle	(724) 652-8393	Michael Vatter	121	\$45,899	\$36,365	6,890	3.85%	11.41%	8.89%
62	FIRST CLASS	Allentown	(610) 439-4102	Albert Famschlader	146	\$31,234	\$21,303	2,365	1.25%	-2.19%	16.02%
12765	FIRST COMMONWEALTH	Lehigh Valley	(610) 821-2400	Donna Lostocco	12	\$781,905	\$623,129	65,836	10.84%	11.59%	11.27%
60641	FIRST CREDIT UNION OF SCRANTON	Scranton	(570) 961-8953	Jamie Masters	186	\$17,965	\$3,534	2,124	1.97%	-16.91%	7.09%
839	FIRSTENERGY CHOICE	Greensburg	(724) 830-5984	Diane Momeyer	111	\$53,961	\$16,956	3,879	-1.53%	7.09%	17.33%
7844	FISHER SCIENTIFIC EMPLOYEES	Pittsburgh	(724) 517-2331	Jan Dietrich	317	\$2,153	\$1,463	752	5.14%	-7.05%	11.46%
9622	FORGE	Upper Darby	(610) 352-2000	Rachael Mattioni	137	\$36,714	\$19,259	3,392	1.87%	5.66%	19.76%
12505	FORT LIGONIER	Jerome	(724) 676-9994	Sheri Zambanani	306	\$2,986	\$1,075	484	0.68%	-3.78%	15.35%
6723	FRANKLIN JOHNSTOWN	Johnstown	(814) 262-9117	Mary Summits	145	\$31,708	\$10,011	4,604	0.60%	-3.54%	12.74%
20042	FRANKLIN MINT	Chadds Ford	(610) 325-5000	Michael Magnavita	10	\$1,194,144	\$948,214	111,159	8.95%	4.76%	8.28%
18582	FRANKLIN REGIONAL SCHOOLS	Jeannette	(724) 523-9448	John Blank	304	\$3,095	\$2,174	444	-6.72%	-11.84%	12.11%
65356	FRANKLIN-OIL REGION	Franklin	(814) 432-4091	Karen Baldwin	135	\$38,239	\$24,273	7,322	-1.11%	-7.73%	11.69%
60275	FREEDOM	Warminster	(215) 612-5900	John King	11	\$997,441	\$683,243	70,618	11.86%	3.75%	10.98%
3487	FREEDOM UNITED	Rochester	(724) 774-5575	Jeff Smith	97	\$65,808	\$20,309	7,174	6.25%	-1.24%	17.41%
14775	FRICK TRI-COUNTY	Uniontown	(724) 438-5123	Phil Facchine	69	\$91,571	\$41,386	8,653	3.72%	12.68%	11.99%
10184	FRIENDLY	Aliquippa	(724) 375-0488	Cindy Hladjo	114	\$53,088	\$29,825	4,948	0.49%	4.78%	18.50%
2405	G.A.P.	Johnstown	(814) 535-4165	Diane Lopez	116	\$50,489	\$19,557	5,991	1.87%	-1.76%	12.22%

CH#	CREDIT UNION	CITY	PHONE	CEO	RANK	ASSETS (\$000)	LOANS (\$000)	MEMBERS	SHARE GROWTH	LOAN GROWTH	NET WORTH RATIO
4116	GALAXY	Franklin	(814) 432-1207	Linda Antonucci	117	\$49,516	\$25,891	4,776	-1.50%	9.46%	19.81%
13733	GLASS CAP	Connellsville	(724) 628-2424	Judith Gratson	149	\$30,361	\$21,196	4,974	1.89%	1.30%	13.03%
63943	GLATCO	Spring Grove	(717) 225-4548	William Bowker	129	\$42,644	\$8,573	3,290	3.64%	1.67%	14.13%
1542	GNC COMMUNITY	New Castle	(724) 652-5783	Dianna Cecchini	88	\$72,385	\$38,398	12,875	-0.80%	16.51%	16.93%
64884	GOLD	Allentown	(484) 223-4200	Cheryl Bartholomew	50	\$137,711	\$105,270	8,558	5.89%	9.39%	12.19%
18775	GREATER LATROBE SCHOOLS	New Alexandria	(724) 668-8913	Eric Burkley	320	\$1,992	\$1,289	379	-7.22%	18.85%	15.27%
10671	GREATER PITTSBURGH	Pittsburgh	(412) 621-6800	Darlene Hochendoner	105	\$56,875	\$24,179	10,104	5.80%	16.67%	11.39%
240	GREATER PITTSBURGH POLICE	Pittsburgh	(412) 922-4800	Jessica Malaskovitz	90	\$71,044	\$39,417	6,065	-2.55%	0.49%	17.47%
63715	GREENSBURG TEACHERS	Greensburg	(866) 383-5605	Darryl Audia	282	\$5,738	\$853	722	-5.14%	-18.31%	16.29%
6722	GROVE CITY AREA	Grove City	(724) 748-6091	Alysia Mccandless	70	\$86,342	\$49,476	8,809	1.39%	-2.25%	14.26%
23394	GUTHRIE	Sayre	(570) 888-7135	John Savelli	82	\$80,058	\$44,896	7,438	8.50%	-1.68%	11.68%
64833	HAZLETON SCHOOL EMPLOYEES	Hazleton	(570) 459-1611	Clarence John	150	\$30,106	\$9,992	1,401	7.50%	-2.68%	15.29%
65013	HEALTHCARE FIRST	Johnstown	(814) 535-2606	Meghan Sinclair	74	\$84,911	\$36,689	9,594	-0.58%	-8.95%	11.28%
3153	HEIGHTS COMMUNITY	Bethlehem	(610) 868-8211	Chris England	228	\$10,757	\$4,666	1,740	-2.72%	-12.59%	5.51%
13180	HEMPFIELD AREA	Greensburg	(724) 837-4228	Nadeen Bartlett	279	\$5,962	\$1,160	621	-3.52%	5.72%	15.48%
303	HERITAGE VALLEY	York	(717) 840-4981	Mike Gutshall	72	\$85,957	\$44,851	12,743	2.75%	-3.55%	10.39%
6095	HERSHEY	Hummelstown	(717) 533-9174	Joseph Marchese	96	\$68,382	\$49,410	6,860	4.07%	8.00%	8.77%
64932	HIDDEN RIVER	Pottsville	(570) 622-3399	John Murga	41	\$162,789	\$72,541	17,406	8.03%	23.91%	8.71%
20691	HIGHWAY	Pittston	(570) 602-7400	Tracey Carey	169	\$22,413	\$11,097	2,448	-4.64%	-4.54%	18.90%
20354	HILL DISTRICT	Pittsburgh	(412) 281-0822	Richard Witherspoon	283	\$5,613	\$2,513	3,289	2.40%	7.87%	7.57%
17269	HOLY TRINITY BAPTIST	Philadelphia	(215) 546-5400	Delores Peters	360	\$20	\$5	101	-2.94%	-25.22%	33.93%
2374	HONEYWELL PHILADELPHIA DIV	Fort Washington	(215) 641-3492	Steve Bilo	157	\$28,128	\$3,346	1,679	0.47%	-6.21%	10.12%
10687	HORIZON	Williamsport	(570) 326-3636	Justin Howard	84	\$78,033	\$57,913	11,099	1.63%	5.20%	9.63%
21140	I. U. 7	New Kensington	(724) 339-0635	Tom Joseph	161	\$24,952	\$13,049	1,756	9.57%	3.39%	12.79%
21782	I.B.E.W. - LOCAL NO. 5	Pittsburgh	(412) 432-1152	Kathy Saffer	227	\$10,954	\$4,428	1,294	2.61%	45.61%	12.55%
14247	I.B.E.W. LOCAL 56	Erie	(814) 455-2270	Charlene Hedderick	249	\$8,548	\$3,964	1,599	-3.99%	-3.44%	8.67%
16119	IBEW LOCAL UNION 712	Beaver	(724) 775-3044	Stacey Shaw	238	\$9,689	\$5,247	2,828	32.87%	36.73%	9.64%
24201	IC	Indiana	(724) 463-7766	Theresa Luther	307	\$2,863	\$2,117	1,060	-4.43%	-2.67%	13.99%
14425	INGERSOLL-RAND	Athens	(570) 888-7121	Thomas Mitchell	100	\$58,997	\$22,871	5,265	1.17%	11.08%	21.38%
1759	INSPIRE	Newtown	(215) 788-5270	Jim Merrill	34	\$190,254	\$144,757	13,906	13.10%	2.74%	7.43%
15797	IRON WORKERS	Pittsburgh	(412) 471-1133	Jennifer Vogt	269	\$6,758	\$2,107	3,699	9.00%	-19.07%	8.06%
4828	IRVIN WORKS	Dravosburg	(412) 469-0410	Sandra Abels	168	\$22,639	\$13,857	2,243	-0.57%	13.87%	26.91%
24012	IUPAT DC 21	Philadelphia	(215) 934-5130	Craig Socket	321	\$1,863	\$204	308	-4.05%	-23.24%	8.47%
14792	JAY BEE EMPLOYEES	Walnutport	(610) 867-7568	Christine Kosman	327	\$1,414	\$549	259	5.99%	-7.40%	13.05%
15551	JDMH	Jeanette	(724) 527-9160	Julie Casino	291	\$4,632	\$2,528	788	0.01%	-0.03%	41.68%
7724	JESSOP COMMUNITY	Washington	(724) 229-0720	Holly Ashmore	155	\$29,475	\$11,819	2,615	-0.15%	15.12%	9.78%
3120	JOHNSTOWN SCHOOL EMPLOYEES	Johnstown	(814) 255-6642	Donald Irwin	261	\$7,642	\$3,792	580	-2.11%	6.81%	20.03%
13802	K.G.C.	Knox	(814) 797-5768	Stacey McCauley	276	\$6,202	\$3,404	1,842	3.11%	7.47%	8.40%
16242	KASE	Vandergrift	(724) 568-1697	Donna Flanagan	336	\$871	\$577	229	-17.74%	0.19%	14.42%
12900	KENNAFORD	Bedford	(814) 623-4425	Christine Imler	285	\$5,312	\$2,519	891	-8.71%	9.30%	24.62%
8313	KEYSTONE UNITED METHODIST	Cranberry Township	(724) 252-3200	Kasi Devinney	185	\$18,012	\$10,769	2,391	4.21%	-3.30%	8.42%
11391	KINZUA	Warren	(814) 723-3661	Amy Lyon	250	\$8,345	\$3,371	1,447	0.48%	-1.52%	19.38%
62787	KNOLL EMPLOYEES	East Greenville	(215) 679-1651	Glen Neiman	264	\$7,549	\$3,031	826	-4.82%	-3.49%	17.87%
5951	LAKE ERIE COMMUNITY	Girard	(814) 774-4130	Kris Russin	287	\$4,994	\$2,899	1,330	-3.64%	3.72%	8.41%
2822	LANCASTER PA FIREMEN	Lancaster	(717) 392-6374	Mary Leed	341	\$645	\$275	311	-8.23%	-24.33%	8.11%
60113	LANCASTER RED ROSE	Lancaster	(717) 295-6685	Kara Vincent	109	\$54,241	\$16,983	6,167	-5.84%	-16.05%	10.78%
16657	LANCO	Lancaster	(717) 569-7180	Jeremy Jenkins	73	\$85,030	\$51,236	10,036	-1.97%	0.97%	8.71%
6689	LATROBE	Latrobe	(724) 537-2734	Sarah Johnston	226	\$11,231	\$4,250	2,016	-2.24%	0.40%	11.91%
16209	LATROBE AREA HOSPITAL	Latrobe	(724) 539-8820	Greg Sisitki	231	\$10,290	\$4,217	1,559	-2.16%	12.15%	11.14%
19510	LEBANON	Lebanon	(717) 272-2210	Jeff Trickett	27	\$274,885	\$208,880	27,723	16.78%	14.09%	10.02%
16746	LEHIGH COUNTY EMPLOYEES	Allentown	(610) 828-3318	Christine Kosman	173	\$20,379	\$6,665	2,004	7.74%	11.56%	12.68%
64606	LEHIGH VALLEY EDUCATORS	Allentown	(610) 820-0145	Rosemarie Krantz	25	\$324,279	\$100,060	17,171	3.19%	3.33%	17.79%
6785	LESCO	Latrobe	(724) 539-9744	Neal Fenton	87	\$75,160	\$22,314	7,415	3.75%	4.78%	18.03%
10062	LOCAL 229 IBEW	York	(717) 854-5254	Veda Reider	323	\$1,754	\$1,520	511	12.40%	26.27%	8.37%
14283	LOCAL 520 UA	Harrisburg	(717) 545-9329	Jenna Stabley	265	\$7,535	\$4,023	1,637	0.91%	14.15%	20.02%
1111	LOCOMOTIVE & CONTROL EMPLOYEES	Erie	(814) 825-6763	Debra Crane	188	\$17,892	\$4,741	1,195	-2.19%	-2.57%	21.89%
14617	LONZA	Williamsport	(570) 321-5095	Sherill Engler	340	\$678	\$491	169	-5.91%	109.72%	18.32%
17323	LUZERNE COUNTY	Wilkes Barre	(570) 825-1790	Daniel Stempleski	197	\$15,953	\$4,620	2,039	-2.99%	4.83%	10.10%
24266	MABC	Philadelphia	(215) 549-2411	Jeanne Andrews	355	\$159	\$40	174	12.42%	6.53%	14.16%
2003	MCKEESPORT AREA PUBLIC SCHOOL EMP.	McKeesport	(412) 672-7735	Lea Ann Match	302	\$3,306	\$2,664	537	-4.64%	3.41%	22.74%
10427	MCKEESPORT BELL	McKeesport	(412) 672-8550	Elizabeth Vezzani	239	\$9,614	\$1,794	944	-4.59%	10.09%	10.88%
1992	MCKEESPORT CONGREGATIONAL	McKeesport	(412) 672-1462	Mary Roberts	346	\$378	\$140	90	32.73%	2.26%	9.42%
20207	MEDIA MEMBERS	Conshohocken	(215) 854-4460	Maryanne Klein	99	\$60,807	\$20,314	7,690	-2.38%	-0.17%	21.35%
276	MEM	Pittsburgh	(412) 386-6631	Tim Irons	192	\$17,532	\$6,809	1,941	-2.72%	-4.82%	12.21%
6694	MEMBERS 1ST	Mechanicsburg	(717) 697-1161	George Nahodil	3	\$4,614,909	\$3,559,638	441,733	13.17%	4.08%	10.13%
68655	MEMBERS CHOICE FINANCIAL	Danville	(570) 275-6155	Jim Barbarich	45	\$157,084	\$113,812	13,549	3.02%	-6.57%	9.31%
11891	MERCER COUNTY COMMUNITY	Hermitage	(724) 981-9410	Sandi Carangi	83	\$79,714	\$42,068	10,014	1.64%	16.34%	9.42%
6574	MERCK SHARP & DOHME	Chalfont	(215) 996-3700	David Whitehead	18	\$622,770	\$333,437	29,759	12.55%	0.86%	9.95%
20921	MERHO	Johnstown	(814) 535-3116	Karen Walker	124	\$45,297	\$17,693	5,059	-2.01%	7.04%	11.66%
9147	MICHAEL BAKER INTERNATIONAL	Moon Township	(412) 269-2525	Julie French	262	\$7,636	\$4,759	1,543	-3.00%	7.72%	18.99%
1911	MON VALLEY COMMUNITY	Allenport	(724) 326-5632	James Pallini	43	\$158,160	\$44,174	9,780	-0.77%	-4.21%	25.97%



CH#	CREDIT UNION	CITY	PHONE	CEO	RANK	ASSETS (\$000)	LOANS (\$000)	MEMBERS	SHARE GROWTH	LOAN GROWTH	NET WORTH RATIO
21619	MONROEVILLE BORO	Monroeville	(412) 856-3347	Elizabeth Sommer	339	\$758	\$414	204	-2.99%	-22.24%	20.53%
18144	MOUNTAIN LAUREL	Montoursville	(570) 368-7401	Karen Kaiser	300	\$3,601	\$1,869	787	12.85%	-8.65%	10.22%
64883	MOONLIGHT	Worthington	(724) 297-3084	Lori Hoffman	144	\$32,652	\$19,328	3,560	6.30%	5.29%	17.63%
20839	MORNING STAR BAPTIST	Clairston	(412) 233-4151	Joyce Hammons	348	\$375	\$94	317	-19.18%	-10.44%	37.73%
9681	MORRISONS COVE 1ST	Roaring Spring	(814) 224-2744	Lynnette Hamm	127	\$44,129	\$16,259	4,538	6.19%	12.11%	9.54%
16525	MOUNT CARMEL BAPTIST	Philadelphia	(215) 471-8511	Cynthia Outlaw	338	\$777	\$139	254	-7.26%	0.42%	27.59%
20053	MOUNTAIN LAUREL	Saint Marys	(814) 834-9518	Rena Sennett	58	\$117,030	\$73,588	20,498	-0.09%	-3.39%	14.83%
17136	MT. PLEASANT AREA SCHOOL EMP.	Mount Pleasant	(724) 542-4940	John Kapelewski	310	\$2,547	\$597	227	-3.71%	-5.76%	17.23%
1057	MT. LEBANON	Pittsburgh	(412) 344-2013	Steven Vais	235	\$9,924	\$2,716	593	0.29%	2.18%	20.59%
9776	N.F.G. #2	Warren	(814) 723-7510	Gerald Bost	167	\$23,249	\$6,108	2,657	-0.93%	2.47%	13.66%
13458	NE PA COMMUNITY	Stroudsburg	(570) 421-5585	Mark Filbert	52	\$133,116	\$54,014	13,548	11.14%	5.13%	8.59%
4792	NET	Scranton	(570) 961-5300	Clarence Baltusaitis	33	\$198,000	\$87,112	16,619	3.42%	11.77%	15.49%
373	NEW ALLIANCE	Ambridge	(724) 266-7675	Florinda Zbrzezny	92	\$70,483	\$33,634	7,797	0.97%	2.28%	11.21%
8903	NEW CASTLE BELLCO	New Castle	(724) 654-8485	Frank Rossetti	216	\$12,593	\$3,789	939	8.16%	7.71%	10.46%
8110	NEW CUMBERLAND	New Cumberland	(717) 774-7706	Donald Varner	44	\$157,489	\$109,849	19,159	4.59%	1.22%	8.06%
15063	NEW KENSINGTON MUNICIPAL	New Kensington	(724) 212-3303	Karen Grillo	319	\$2,077	\$1,430	230	-1.28%	-0.78%	23.79%
24853	NEW LIFE	Philadelphia	(215) 477-5000	Ronald Sheldon	343	\$541	\$55	475	18.32%	-41.11%	22.03%
19045	NEWELL	Newell	(724) 938-2460	Deborah Atcheson	284	\$5,463	\$2,120	971	-9.07%	2.02%	11.18%
68297	NORRISTOWN BELL	Blue Bell	(610) 275-8440	Helen Edwards	110	\$54,004	\$24,537	3,787	-3.84%	-0.87%	12.69%
61636	NORTH DISTRICTS	Gibsonia	(724) 444-8181	Paul Fero	138	\$36,240	\$24,194	3,565	-0.71%	-0.11%	12.29%
8687	NORTH EAST WELCH	North East	(814) 725-8190	Susan Maas	190	\$17,612	\$9,852	2,648	3.38%	2.87%	15.80%
10720	NORTH PENN	Colmar	(215) 822-9119	Liesl Stroup	193	\$17,516	\$4,048	1,465	0.38%	3.76%	11.36%
24911	NORTHAMPTON AREA SCHOOL DIST. EMP.	Northampton	(610) 262-7811	Christine Kosman	244	\$9,073	\$2,925	1,152	-4.63%	-12.68%	17.36%
5062	NORTHWOOD	Philadelphia	(215) 725-8100	Carolyn Penn	233	\$10,130	\$3,154	688	-10.48%	-11.40%	13.43%
7842	NORWIN TEACHERS	North Huntingdon	(724) 864-7469	Amy Lichwa	163	\$24,168	\$13,768	3,157	-0.14%	8.48%	9.59%
3711	OMEGA	Wexford	(412) 369-3800	Troy Garvin	56	\$121,158	\$84,276	14,526	9.78%	13.68%	9.88%
6187	ONE	Meadville	(814) 336-2794	H. Clancy-Young	85	\$6,407	\$62,182	11,323	2.78%	3.44%	9.15%
20861	P & G MEHOOPANY EMPLOYEES	Tunkhannock	(570) 836-3227	Patrick Holmes	57	\$119,344	\$72,608	15,547	0.28%	0.69%	11.08%
10704	P.C.	Port Allegany	(814) 642-9248	Audrey Lane	242	\$9,306	\$8,026	1,562	-9.36%	3.47%	14.51%
20567	P.N.G. NORTHERN	Vandergrift	(724) 388-5500	Anne Cruz	299	\$3,643	\$3,332	474	-14.85%	-9.37%	13.01%
63714	PA HEALTHCARE	Sewickley	(412) 749-7099	Gary Ford	162	\$24,313	\$4,662	2,566	-0.01%	6.07%	13.67%
3810	PAAC TRANSIT DIVISION	Pittsburgh	(412) 255-1363	Tracy Slater	158	\$26,805	\$5,199	2,901	-2.69%	-1.14%	15.99%
19501	PACE RESOURCES	York	(717) 852-1390	Andrea Hackenberger	281	\$5,805	\$1,600	817	-3.19%	10.77%	11.70%
15532	PAGODA	Reading	(610) 373-3840	Debra Guthrie	165	\$23,640	\$9,132	3,363	-1.81%	-0.89%	8.98%
6188	PAKCO EMPLOYEES	Latrobe	(724) 537-3004	Thomas Brubaker	337	\$869	\$536	143	-1.87%	8.54%	23.28%
2959	PALCO	Muncy	(570) 546-2333	Thomas Rachael	81	\$80,939	\$23,869	6,062	1.19%	5.63%	12.16%
23556	PAPER CONVERTERS LOCAL 286/1034	Philadelphia	(215) 829-9212	Yolanda Greene	328	\$1,395	\$787	1,576	1.88%	-7.07%	9.85%
22723	PAR-DEL EMPLOYEES	Wyoming	(570) 693-2545	Caroline Torbik	252	\$8,230	\$2,518	708	-6.04%	-8.00%	11.90%
479	PARKVIEW COMMUNITY	McKeesport	(412) 678-9564	Gina Tatkus	120	\$47,498	\$29,455	8,244	2.03%	14.69%	12.28%
24267	PATA	Pittsburgh	(412) 963-8081	Maureen Wheeler	305	\$3,053	\$2,165	997	-0.35%	1.93%	7.94%
16574	PATRIOT	Chambersburg	(717) 263-4444	Brad Warner	13	\$730,357	\$570,280	72,939	9.86%	10.65%	12.28%
2834	PENLANCO	Lancaster	(717) 569-9621	Stacey Remick	166	\$23,528	\$6,916	1,260	-3.49%	1.87%	12.80%
2742	PENN EAST	Scranton	(570) 342-2720	Jeffrey DeBree	38	\$172,526	\$102,858	22,478	0.88%	-4.74%	12.18%
16636	PENN HILLS MUNICIPAL	Pittsburgh	(412) 798-2115	Sheree Strayer	313	\$2,279	\$1,673	212	-8.45%	13.17%	20.47%
12729	PENN STATE	Bellefonte	(814) 355-2711	Cheryl Barr	36	\$184,727	\$86,526	16,036	-1.89%	-4.49%	10.33%
2739	PENN WILCO	Wilkes Barre	(570) 820-0400	Wendy Stout	217	\$12,217	\$1,349	498	-2.39%	-11.81%	12.85%
13760	PENNSTAR	Hermitage	(724) 981-2973	Pamela Suber	125	\$44,787	\$16,666	4,318	2.25%	0.69%	16.74%
2625	PENNSYLVANIA CENTRAL	Harrisburg	(800) 356-3875	Greg Wagner	91	\$70,844	\$53,230	9,605	4.03%	-8.30%	9.35%
64131	PENNSYLVANIA STATE EMPLOYEES	Harrisburg	(800) 237-7328	George Rudolph	1	\$6,284,724	\$4,618,291	472,601	19.06%	8.08%	10.29%
21556	PENNSYLVANIA-AMERICAN WATER	Bethel Park	(412) 854-4448	William George	205	\$13,773	\$6,315	1,632	-1.78%	-8.06%	10.31%
13469	PENNTech EMPLOYEES	Johnsonburg	(814) 965-4311	Jeanne Constable	236	\$9,799	\$5,237	1,434	-0.57%	-0.67%	12.70%
17014	PENN-TRAFFORD SCHOOL EMPLOYEES	Trafford	(412) 374-1100	Aaron Flaitz	290	\$4,714	\$2,302	587	-0.72%	-12.23%	13.26%
6885	PEOPLE FIRST	Allentown	(610) 797-7440	Jeff Albert	19	\$617,766	\$397,209	72,834	6.49%	1.52%	8.51%
181	PEOPLES NATURAL GAS GEN. OFFICE EMP.	Pittsburgh	(412) 208-6830	Michael Dailey	314	\$2,272	\$324	294	-8.44%	9.40%	17.29%
6277	PHB EMPLOYEES	Fairview	(814) 474-2283	Hope Mando	271	\$6,723	\$2,496	1,250	1.34%	-1.77%	19.20%
7297	PHEPLE COMMUNITY	Greensburg	(724) 834-5580	Maria Lavelle	76	\$82,973	\$70,231	16,189	-4.39%	5.83%	9.90%
7238	PHILADELPHIA	Philadelphia	(215) 934-3500	James McAnaney	9	\$1,210,844	\$723,999	120,505	5.89%	6.35%	14.92%
5539	PHILADELPHIA LETTER CARRIERS	Philadelphia	(215) 922-5474	Robert Pino	278	\$5,992	\$4,654	1,243	4.84%	11.00%	14.73%
16728	PINN MEMORIAL	Philadelphia	(215) 878-1645	William Moseley	350	\$287	\$18	175	9.97%	50.09%	12.34%
11242	PINPOINT	Milton	(570) 742-3903	Brenda Raker	170	\$21,713	\$17,976	2,797	5.61%	12.07%	10.02%
422	PITTSBURGH	Pittsburgh	(412) 381-6363	Hope Egnac	251	\$8,285	\$4,265	1,520	3.45%	6.21%	9.92%
1239	PITTSBURGH CITY HALL EMPLOYEES	Pittsburgh	(412) 255-2609	Charles Murphy	108	\$55,301	\$15,561	2,915	4.92%	-11.99%	11.14%
234	PITTSBURGH FIREFIGHTER'S	Pittsburgh	(412) 928-8500	Marie O'Brien	80	\$81,653	\$28,188	4,798	-0.14%	7.71%	16.44%
21240	POCONO MEDICAL CENTER	East Stroudsburg	(570) 476-3338	Annette Frailey	296	\$4,197	\$1,328	1,005	-0.04%	-13.32%	10.90%
2551	POLICE AND FIRE	Philadelphia	(215) 931-0300	John Larosa	2	\$5,628,622	\$3,542,321	331,321	7.15%	19.04%	18.29%
90	POST GAZETTE	Clinton	(412) 263-1450	David Reber	229	\$10,635	\$5,589	1,490	-10.14%	6.84%	48.74%
370	PPG & ASSOCIATES	Creighton	(724) 224-1777	Sean O'Leary	176	\$19,770	\$6,557	1,985	-2.10%	7.02%	14.42%
19655	PRIORITY FIRST	Du Bois	(814) 371-4817	Alan Clouse	71	\$86,140	\$69,961	12,537	6.04%	11.97%	9.69%
909	PRR SOUTH FORK	South Fork	(814) 495-5150	Kathy Churchey	122	\$45,777	\$10,938	2,376	-3.96%	15.98%	17.17%
60392	READING BERKS SCHOOL EMPLOYEES	Reading	(610) 921-1003	Marilyn Seiders	191	\$17,574	\$5,774	1,611	-6.35%	-10.67%	13.05%
4120	RELIANCE	King Of Prussia	(610) 783-5229	Susan Chally	156	\$28,248	\$15,575	2,875	-1.37%	2.45%	9.86%

CH#	CREDIT UNION	CITY	PHONE	CEO	RANK	ASSETS (\$000)	LOANS (\$000)	MEMBERS	SHARE GROWTH	LOAN GROWTH	NET WORTH RATIO
5856	RIVERFRONT	Reading	(610) 374-8351	Tim McLeod	35	\$189,343	\$119,608	21,080	7.33%	22.36%	9.79%
65138	RIVERSET	Pittsburgh	(412) 488-2525	Christine Chojnicki	61	\$110,491	\$74,239	10,298	-4.46%	-9.77%	24.16%
23126	RIVERSIDE BEAVER COUNTY	Ellwood City	(724) 758-6335	Karen Newman	326	\$1,508	\$655	354	-2.05%	7.78%	10.82%
8540	R-S BELLCO	New Brighton	(724) 843-3330	David Willey	159	\$26,738	\$13,535	2,628	0.27%	-1.91%	7.44%
2583	SAINT NICHOLAS	Wilkes Barre	(570) 825-2640	John Rose	294	\$4,340	\$2,021	962	-6.27%	4.87%	12.28%
65564	SAINT NORBERT'S	Pittsburgh	(412) 881-4323	Robert Minsterman	344	\$482	\$236	175	6.37%	5.41%	24.25%
13933	SAINT VINCENT ERIE	Erie	(814) 452-5742	James Kemp	201	\$14,648	\$4,848	2,095	-3.09%	-1.32%	11.05%
1669	SARCO	Bethlehem	(610) 807-9922	Lisa Schmoyer	267	\$7,020	\$4,439	653	-10.30%	-4.21%	24.25%
444	SCA	New Castle	(724) 658-2686	Lori Rhoades	204	\$13,870	\$7,742	2,048	-4.20%	0.47%	19.45%
15591	SCRANTON TIMES DOWNTOWN	Scranton	(570) 348-9192	Carole Hughes	220	\$11,924	\$6,545	2,101	1.08%	-6.27%	8.49%
22128	SERVICE 1ST	Danville	(570) 271-6060	Bill Lavage	22	\$428,515	\$365,625	34,874	9.84%	7.83%	9.80%
24733	SERVICE STATION DEALERS	Phila	(215) 342-1818	Colleen Riley	353	\$221	\$113	99	-8.03%	-15.69%	53.14%
11783	SI PHILADELPHIA	Philadelphia	(215) 382-2997	Marlene Long	351	\$224	\$21	125	-0.18%	-20.75%	33.72%
17371	SMMH	Pittsburgh	(412) 784-4746	Susan Bonk	289	\$4,729	\$2,010	1,160	1.05%	10.66%	18.77%
3278	SOUTHWEST COMMUNITIES	Carnegie	(412) 276-5379	Barbara Heil	189	\$17,831	\$8,101	2,425	15.67%	12.71%	9.39%
24187	SPE	State College	(814) 237-5458	Michael Meier	64	\$100,995	\$64,421	10,276	5.29%	8.26%	9.72%
60369	SPIRIT FINANCIAL	Levittown	(267) 580-0230	David Obarowski	115	\$50,932	\$25,707	3,842	0.73%	25.96%	14.88%
62998	SPOJNIA	Scranton	(570) 344-1513	Karen Rieder	208	\$13,545	\$6,235	988	6.99%	14.90%	17.55%
13046	SPRINGDALE PPG	Springdale	(724) 274-3969	Nancy Goodwin	335	\$902	\$451	308	-11.24%	-8.10%	27.32%
12654	SRU	Slippery Rock	(724) 794-6292	Lynne Griffith-Schall	128	\$43,053	\$16,772	3,211	-2.01%	4.61%	13.74%
12195	SS PETER & PAUL	Allentown	(610) 965-0130	Hedy Werrell	352	\$223	\$4	65	-46.20%	-91.31%	22.46%
65477	ST. ELIZABETH	Northampton	(610) 262-3772	Maureen Young	234	\$9,960	\$1,295	601	-6.13%	-12.24%	22.67%
19046	ST. PAUL'S	Philadelphia	(215) 769-5199	Gloria Blount	358	\$117	\$5	125	0.59%	-66.71%	17.54%
4088	STANWOOD AREA	New Stanton	(724) 925-9505	Charlie Frederickson	218	\$12,195	\$5,013	2,163	-0.91%	-1.20%	12.51%
19483	STATE COLLEGE	State College	(814) 234-0252	Terry Shoemaker	182	\$18,350	\$11,600	1,869	1.35%	2.06%	10.02%
18234	STEAMFITTERS PHILA	West Chester	(610) 431-4593	Eugene Popiel	330	\$1,212	\$946	994	3.62%	-6.10%	10.22%
22522	STP EMPLOYEES	Duncansville	(814) 693-6015	Shari Brown	332	\$1,134	\$915	295	0.84%	3.11%	17.88%
6160	SUN EAST	Aston	(610) 485-2960	Michael Kaczynski	16	\$665,735	\$552,052	52,102	12.11%	9.10%	8.02%
60215	SUPERIOR	Collegetown	(610) 489-7239	Raymond Hebden	113	\$53,902	\$37,057	6,933	9.39%	0.39%	8.54%
18242	SUSQUEHANNA VALLEY	Camp Hill	(717) 737-4152	Eric Lundvall	94	\$68,726	\$40,909	6,132	-7.35%	13.34%	8.67%
61035	SWINDELL-DRESSLER	Pittsburgh	(412) 281-6303	Diane Camerota	292	\$4,521	\$957	405	-3.28%	39.57%	15.59%
24531	TCWH #585	Washington	(724) 222-0101	Judy Humphreys	347	\$376	\$216	200	1.05%	-2.68%	7.90%
14829	TEAM FIRST	Lancaster	(717) 824-3669	Caren Morris	241	\$9,378	\$4,160	1,096	-2.46%	-0.04%	20.46%
63648	TENDTO	Erie	(814) 455-6400	Mike Kalie	60	\$111,377	\$62,287	13,586	2.39%	-4.95%	7.86%
21413	TIMBERLAND	Dubois	(814) 371-2676	Joel Slagan	93	\$69,183	\$54,024	9,370	17.37%	17.68%	9.23%
1882	TITAN	Pleasant Gap	(814) 359-4540	Joshua Vljajic	118	\$49,079	\$24,481	3,511	0.67%	8.41%	13.54%
23509	TOWANDA SCHOOL EMPLOYEES	Towanda	(607) 372-7224	Marcia Field	345	\$386	\$162	135	-14.49%	-5.70%	18.80%
17885	TRANSIT WORKERS	Philadelphia	(215) 743-2922	Patricia O'Brien	177	\$18,856	\$7,824	4,782	-5.89%	-5.07%	17.09%
794	TRI BORO	Munhall	(412) 461-3018	Dennis Ferchak	66	\$96,398	\$66,397	9,253	1.55%	-0.13%	13.06%
6269	TRI COUNTY AREA	Pottstown	(610) 326-3705	Andrew Pistoria	48	\$144,004	\$91,705	14,114	6.40%	-3.59%	7.99%
6070	TRI STATE RAIL	Erie	(814) 455-0092	Steve Tessmer	207	\$13,595	\$4,927	2,580	-3.38%	1.58%	22.67%
6690	TRI-VALLEY SERVICE	Pittsburgh	(412) 344-3406	Carol Mattesi	194	\$17,213	\$9,624	3,896	0.48%	10.51%	9.27%
24104	TROUVAILLE	Philadelphia	(215) 951-0329	Ginny Lapinski	315	\$2,269	\$924	1,223	6.58%	15.68%	11.77%
23258	TROY AREA SCHOOL EMPLOYEES	Troy	(570) 529-1492	Gyla Hoose	322	\$1,770	\$257	249	3.96%	-16.60%	12.72%
66158	TRUMARK FINANCIAL	Fort Washington	(215) 953-5300	Rick Stipa	6	\$2,366,862	\$1,626,419	125,444	8.19%	6.51%	10.57%
2740	USX	Cranberry Twp.	(888) 219-3159	Mark Volponi	29	\$226,999	\$163,802	24,594	1.05%	-0.91%	12.74%
12333	U. F. C. W. LOCAL #72	Wyoming	(570) 693-4072	Wendy Stout	153	\$29,609	\$4,387	1,697	7.77%	-0.29%	9.23%
23174	UALU 354	Youngwood	(724) 925-9354	Diane Obitko	273	\$6,573	\$4,169	1,661	-2.93%	11.48%	13.57%
10973	UFCW COMMUNITY	Wyoming	(570) 693-0500	Kimberly DeAngelo	53	\$131,734	\$58,512	19,782	1.03%	2.61%	12.22%
15652	UFCW LOCAL 1776	Plymouth Meeting	(610) 941-2604	Tina Wellington	263	\$7,585	\$3,536	3,576	3.63%	-3.49%	11.14%
21956	UFCW LOCAL 23	Canonsburg	(724) 514-2200	Carrie DeMotte	258	\$7,901	\$3,785	2,132	-2.72%	-1.86%	14.69%
7875	UKRAINIAN SELFRELIANCE	Feasterville	(215) 725-4430	Mary Kolodij	23	\$368,954	\$259,855	11,745	5.20%	6.46%	10.31%
21530	UKRAINIAN SELFRELIANCE OF WEST. PA	Pittsburgh	(412) 481-1865	Yaroslav Hodowanec	272	\$6,610	\$2,159	664	1.82%	-5.74%	15.23%
7415	UNITED COMMUNITY	West Mifflin	(412) 653-8000	Michael Pastirik	65	\$98,982	\$44,774	9,369	-0.56%	-0.23%	11.37%
24290	UNIV. OF PENNSYLVANIA STUDENTS	Philadelphia	(215) 222-2606	Wesley Sheker	270	\$6,737	\$277	1,373	-7.25%	-10.57%	12.96%
3819	UPPER DARBY BELTELCO	Upper Darby	(610) 734-1884	Rich Votta	101	\$58,812	\$18,839	3,726	-0.88%	5.42%	17.55%
986	URE	East Pittsburgh	(412) 824-1166	Judy Wagner	247	\$8,790	\$4,895	1,160	-10.30%	-2.56%	16.93%
287	USNE PENITENTIARY EMPLOYEES	Lewisburg	(570) 523-1669	Marshall Ulrich	211	\$13,370	\$5,004	1,298	7.18%	10.43%	10.14%
12219	USSCO JOHNSTOWN	Johnstown	(814) 266-4987	Todd Cover	54	\$123,423	\$69,372	13,869	0.66%	-0.01%	12.72%
64896	UTILITIES EMPLOYEES	Reading	(610) 927-4000	Bret Krevolin	8	\$1,240,524	\$340,172	47,815	4.90%	1.01%	15.27%
9479	VA PITTSBURGH EMPLOYEES	Pittsburgh	(412) 822-3185	Shirley Cannata	175	\$20,013	\$7,229	4,157	-0.59%	7.31%	14.15%
649	VALLEY 1ST COMMUNITY	Monessen	(724) 684-8875	James Ritter	75	\$83,563	\$25,006	7,003	0.04%	-7.21%	24.27%
23467	VALLEY PRIDE	Kingston	(570) 714-1685	Gina Heinbach	275	\$6,221	\$1,600	666	-1.13%	11.82%	15.74%
10264	VALLEY WIDE OF PA	Tarentum	(724) 226-1664	Matthew Huet	331	\$1,191	\$646	284	-5.03%	-13.66%	21.97%
5867	VANTAGE TRUST	Wilkes Barre	(570) 819-3337	Colleen Madar	119	\$48,525	\$20,282	6,269	-7.96%	-2.82%	8.05%
18301	VASCO	Latrobe	(724) 539-2858	Garth Chase	160	\$26,673	\$6,132	1,944	8.92%	-2.50%	11.39%
68564	VIRIVA COMMUNITY	Warminster	(215) 333-1201	Jim McCaw	89	\$71,538	\$34,543	8,496	3.27%	-7.97%	10.70%
14018	VISIONARY	Bridgeville	(412) 221-6660	Wendy Kingsland	139	\$35,203	\$17,657	3,534	1.23%	-3.95%	9.32%
10047	WABELCO	Washington	(724) 225-7522	Jenny Dunmore	219	\$12,148	\$4,730	1,251	-1.15%	-4.84%	11.03%
13035	WASHINGTON AREA	Washington	(724) 222-8064	Denise Hawk	98	\$62,997	\$26,981	3,973	5.30%	-3.79%	8.95%
63863	WAWA EMPLOYEES	Media	(610) 358-8030	Sara Dougherty	179	\$18,564	\$7,068	4,387	8.40%	-3.74%	9.03%

CH#	CREDIT UNION	CITY	PHONE	CEO	RANK	ASSETS (\$000)	LOANS (\$000)	MEMBERS	SHARE GROWTH	LOAN GROWTH	NET WORTH RATIO
22007	WAYLAND TEMPLE BAPTIST	Philadelphia	(215) 769-0243	Andree Jones	354	\$194	\$25	145	-11.94%	3.42%	15.16%
2657	W-BEE	Wilkes Barre	(570) 825-9950	Wendy Stout	130	\$41,502	\$5,715	1,486	5.92%	9.86%	7.34%
7821	WEST BRANCH VALLEY	Williamsport	(570) 323-9407	Susan Powell	131	\$41,377	\$18,446	4,977	2.67%	3.19%	8.51%
9476	WEST PENN P&P	Beaver	(724) 774-9237	Helen Marinkovic	203	\$14,144	\$4,714	2,141	0.68%	-3.56%	16.54%
16624	WEST YORK AREA SCHOOL DIST. EMP.	York	(717) 843-6559	William Shank	288	\$4,902	\$2,032	961	-2.06%	0.54%	9.25%
6233	WEST-AIRCOMM	Beaver	(724) 775-6640	Lynn Stephenson	28	\$247,139	\$129,594	20,625	6.81%	0.80%	9.72%
9042	WESTMORELAND WATER	Greensburg	(724) 850-4797	Stephanie Kernicky	184	\$18,053	\$8,818	1,594	-1.04%	10.08%	15.49%
1658	WHEATLAND	Lancaster	(717) 898-7673	Kathy Rye	103	\$57,949	\$46,500	6,352	1.20%	-8.32%	9.26%
23037	WHITE ROCK	Philadelphia	(215) 471-7233	Evelyn Merrick	333	\$926	\$154	135	-2.56%	108.50%	8.30%
68296	WHITE ROSE	York	(717) 755-9773	Debra Kauffman	77	\$82,814	\$53,844	11,005	1.28%	-4.45%	9.07%
1117	WIDGET FINANCIAL	Erie	(814) 456-6231	Gail Cook	26	\$315,074	\$202,425	42,134	6.23%	1.96%	10.30%
65211	WILLIAMSPORT TEACHERS	S. Williamsport	(570) 323-6468	Edith Sones	223	\$11,566	\$6,471	1,173	2.72%	3.04%	19.84%
64235	WILMAC EMPLOYEES	York	(717) 854-7857	Jackie Winters	303	\$3,255	\$1,508	690	0.23%	-3.01%	19.49%
21345	WYOMING AREA	Wyoming	(570) 693-1339	Wendy Stout	254	\$8,090	\$438	452	-1.17%	5.10%	8.88%
7160	WYOMING VALLEY WEST COMMUNITY	Edwardsville	(570) 287-5655	Joseph Gimble	232	\$10,157	\$5,826	1,311	-3.73%	4.48%	8.85%
11689	WYROPE WILLIAMSPORT	S. Williamsport	(570) 323-5188	Brittany Baker	140	\$34,948	\$13,624	5,027	0.48%	19.56%	12.63%
19429	YORK EDUCATIONAL	York	(717) 843-1153	Cathy Henry	141	\$34,138	\$14,665	3,134	-2.76%	-2.46%	8.91%
11972	YOUR CHOICE	Altoona	(814) 946-1294	Autumn Petta	230	\$10,405	\$3,683	1,616	1.71%	6.73%	13.35%

RHODE ISLAND CREDIT UNIONS | DATA AS OF 12.31.19

	2015	2016	2017	2018	2019	2019 Growth	5-Year CAGR
<b>Number of Credit Unions</b>	<b>21</b>	<b>20</b>	<b>20</b>	<b>20</b>	<b>20</b>	<b>0.00%</b>	<b>-0.97%</b>
<b>Number of Members</b>	363,742	371,221	391,339	418,920	436,343	<b>4.16%</b>	<b>3.71%</b>
<b>Total Assets (\$000)</b>	\$5,429,593	\$5,806,100	\$6,191,069	\$6,764,485	\$7,128,895	<b>5.39%</b>	<b>5.60%</b>
<b>Total Shares (\$000)</b>	\$4,363,490	\$4,676,967	\$4,984,487	\$5,498,676	\$5,908,279	<b>7.45%</b>	<b>6.25%</b>
<b>Total Loans (\$000)</b>	\$4,290,613	\$4,636,000	\$5,082,639	\$5,644,235	\$5,946,516	<b>5.36%</b>	<b>6.75%</b>
<b>Total Capital (\$000)</b>	\$577,139	\$602,481	\$642,800	\$697,100	\$750,211	<b>7.62%</b>	<b>5.39%</b>

CH#	CREDIT UNION	CITY	PHONE	CEO	RANK	ASSETS (\$000)	LOANS (\$000)	MEMBERS	SHARE GROWTH	LOAN GROWTH	NET WORTH RATIO
24645	ALLIANCE BLACKSTONE VALLEY	Pawtucket	(401) 722-8236	John Rabaioli	12	\$28,855	\$11,955	2,597	-6.64%	-12.49%	7.75%
24523	BLACKSTONE RIVER	Woonsocket	(401) 767-1990	James Wood	10	\$53,820	\$22,718	4,742	-1.13%	-0.47%	9.97%
24730	COMMUNITY & TEACHERS	East Providence	(401) 438-7788	Kenneth Saunders	13	\$28,199	\$14,895	2,189	3.87%	-11.03%	8.58%
24475	COVENTRY TEACHERS	Coventry	(401) 826-1682	Kenneth Wilkins	19	\$2,678	\$1,961	668	-0.48%	8.94%	21.78%
60780	CRANSTON MUNICIPAL EMPLOYEES	Cranston	(401) 463-3010	Scott Kaplan	9	\$58,283	\$11,538	2,959	-1.80%	7.99%	23.98%
24486	CUMBERLAND MUNICIPAL EMPLOYEES	Cumberland	(401) 658-0010	Holly Ayick	16	\$6,503	\$2,756	1,006	-5.38%	1.87%	23.65%
66594	GREENWOOD	Warwick	(401) 739-4600	Frederick Reinhardt	3	\$580,205	\$489,615	70,791	6.30%	8.28%	8.53%
24474	KENT HOSPITAL	Warwick	(401) 737-7000	Eugene Leco	14	\$12,770	\$7,562	2,081	-1.76%	-0.19%	12.03%
16614	NATCO EMPLOYEES	West Warwick	(401) 828-0300	Linda Van Meter	20	\$184	\$42	38	10.51%	-10.99%	19.12%
62882	NAVIGANT	Smithfield	(401) 233-4300	Gary Furtado	2	\$2,345,870	\$2,006,208	100,165	11.01%	7.38%	11.04%
66595	OCEAN STATE	Coventry	(401) 397-1900	David Root	6	\$290,218	\$221,134	22,721	8.11%	4.78%	9.73%
67278	PAWTUCKET	Pawtucket	(401) 722-2212	George Charette	1	\$2,413,643	\$2,096,714	122,180	6.04%	3.71%	9.76%
16016	PAWTUCKET MUNICIPAL EMPLOYEES	Pawtucket	(401) 728-0500	Lisa Paiva	18	\$4,728	\$3,139	1,088	1.29%	-3.24%	12.58%
65861	PEOPLE'S	Middletown	(401) 846-8930	Sean Daly	4	\$516,868	\$437,551	43,913	7.51%	1.26%	11.58%
24472	POSTAL EMPLOYEES REGIONAL	Pawtucket	(401) 726-3895	Charlene LaPlante	17	\$5,890	\$2,705	699	0.33%	11.14%	44.60%
24528	POSTAL GOVERNMENT EMPLOYEES	Providence	(401) 421-2436	Kenneth Poyton	11	\$43,123	\$24,595	2,758	-1.16%	-3.79%	11.78%
67269	RHODE ISLAND	Providence	(401) 751-7440	David Suvall	7	\$283,120	\$235,668	26,834	2.51%	4.42%	11.02%
24501	WAVE	Warwick	(401) 781-1020	Paul Archambault	8	\$115,406	\$62,940	7,183	2.88%	7.13%	12.76%
67270	WESTERLY COMMUNITY	Westerly	(401) 596-7000	Stephen White	5	\$326,735	\$285,466	19,376	9.02%	10.36%	8.97%
24714	WOODLAWN	Pawtucket	(401) 728-8300	Rufus Bailey	15	\$11,798	\$7,355	2,355	-0.81%	-13.94%	6.92%

SOUTH CAROLINA CREDIT UNIONS | DATA AS OF 12.31.19

	2015	2016	2017	2018	2019	2019 Growth	5-Year CAGR
<b>Number of Credit Unions</b>	<b>68</b>	<b>65</b>	<b>65</b>	<b>62</b>	<b>59</b>	<b>-4.84%</b>	<b>-2.80%</b>
<b>Number of Members</b>	1,443,793	1,484,586	1,528,464	1,572,184	1,602,488	<b>1.93%</b>	<b>2.11%</b>
<b>Total Assets (\$000)</b>	\$12,206,321	\$13,193,663	\$13,925,435	\$14,795,965	\$15,663,095	<b>5.86%</b>	<b>5.11%</b>
<b>Total Shares (\$000)</b>	\$10,060,216	\$10,841,962	\$11,372,880	\$11,941,631	\$12,725,187	<b>6.56%</b>	<b>4.81%</b>
<b>Total Loans (\$000)</b>	\$8,148,731	\$9,075,353	\$9,949,471	\$10,972,125	\$11,491,726	<b>4.74%</b>	<b>7.12%</b>
<b>Total Capital (\$000)</b>	\$1,505,306	\$1,593,302	\$1,712,144	\$1,858,742	\$2,016,450	<b>8.48%</b>	<b>6.02%</b>

CH#	CREDIT UNION	CITY	PHONE	CEO	RANK	ASSETS (\$000)	LOANS (\$000)	MEMBERS	SHARE GROWTH	LOAN GROWTH	NET WORTH RATIO
24627	1ST COOPERATIVE	Cayce	(803) 796-0234	Jo Burnside	43	\$18,118	\$14,746	2,455	19.38%	11.35%	12.84%
24842	ABBEVILLE COMMUNITY	Abbeville	(864) 366-5615	Denise Ashley	49	\$8,882	\$6,421	1,624	17.32%	2.62%	16.00%
13828	ALLSOUTH	Columbia	(803) 736-3110	Bill Koehler	7	\$897,983	\$549,777	120,510	6.74%	-3.65%	17.18%
8470	ANDERSON	Anderson	(864) 225-1254	Robert Wilson	22	\$94,712	\$67,803	13,303	3.41%	-5.14%	8.84%
21508	ANMED HEALTH	Anderson	(864) 512-1147	Dana Fisher	45	\$14,114	\$6,625	2,962	-3.34%	11.81%	14.36%
13573	ARROWPOINTE	Catawba	(803) 324-1124	Tim Lyda	17	\$159,927	\$110,155	18,039	3.04%	-3.10%	11.26%
13472	BERKELEY COMMUNITY	Moncks Corner	(843) 761-8298	Max Jones	47	\$13,662	\$4,374	2,204	15.16%	-10.65%	15.02%
24623	BROOKLAND	West Columbia	(803) 794-9201	Ronald Cooley	55	\$3,671	\$2,522	1,317	8.09%	1.46%	7.36%
17655	C O	Charleston	(843) 722-7656	Perrin Middleton	52	\$6,140	\$3,026	692	164.05%	98.59%	8.42%
24404	CARO	Columbia	(803) 227-5555	Anne Shivers	23	\$94,032	\$66,704	6,920	-1.83%	10.38%	14.35%
13476	CAROLINA Foothills	Spartanburg	(864) 585-6838	Scott Weaver	20	\$120,154	\$85,574	16,165	6.88%	5.48%	11.97%
12361	CAROLINA TRUST	Myrtle Beach	(843) 448-2133	Tim Carlisle	14	\$247,826	\$181,726	42,567	2.21%	8.07%	10.65%
10875	CHARLESTON COUNTY TEACHERS	Charleston	(843) 556-8698	Alshau Rouse	59	\$1,573	\$949	840	3.18%	-7.39%	11.67%
61065	COLUMBIA POST OFFICE	Columbia	(803) 779-2966	James Lattimore	37	\$34,114	\$7,446	1,498	2.88%	-1.75%	13.91%
21971	CPM	North Charleston	(800) 255-1513	James Gergen	11	\$392,080	\$236,810	58,030	10.59%	8.26%	11.63%
5569	DIXIES	Darlington	(843) 393-0426	Scott Eagerton	32	\$47,812	\$31,362	4,251	3.71%	4.14%	19.31%
1397	EDISTO	Orangeburg	(803) 535-0077	Latasha Cooper	40	\$22,264	\$11,836	3,857	-9.65%	-3.40%	15.18%
19047	EMERALD CREDIT ASSOCIATION	Greenwood	(864) 223-9135	Lisa Norman	51	\$7,160	\$4,590	1,278	3.82%	8.91%	8.81%
11554	FAMILY TRUST	Rock Hill	(803) 367-4100	Penny Pratt	10	\$520,382	\$396,335	46,111	10.05%	6.43%	10.88%
24063	FOUNDERS	Lancaster	(800) 845-1614	Bruce Brumfield	1	\$2,653,556	\$2,249,561	224,954	9.67%	12.54%	13.13%
9602	G.H.S.	Greenville	(864) 288-8046	Frank Rivers	33	\$43,642	\$21,121	11,964	2.38%	11.17%	10.59%
60791	GEORGETOWN KRAFT	Georgetown	(843) 546-8494	Kevin Owens	21	\$112,937	\$82,285	14,655	2.29%	10.02%	15.78%
19116	GREENVILLE	Greenville	(864) 235-6309	Paul Hughes	13	\$261,854	\$191,448	30,888	7.19%	8.98%	11.15%
4400	GREENVILLE HERITAGE	Greenville	(864) 467-4160	Alan Berry	19	\$121,444	\$81,862	12,440	25.47%	8.50%	13.71%
21628	GREENWOOD MUNICIPAL	Greenwood	(864) 229-6177	Vickie Hastings	35	\$42,288	\$20,368	6,346	-0.53%	0.14%	15.19%
22811	HEALTH FACILITIES	Florence	(843) 669-4041	Robert Harris	39	\$31,134	\$12,445	8,677	-0.17%	3.07%	14.39%
9986	HERITAGE TRUST	Charleston	(843) 832-2600	Jason Lee	9	\$645,925	\$481,586	50,389	2.70%	3.73%	9.80%
20824	HOPE SOUTH	Abbeville	(864) 366-9602	Faye Crocker	42	\$21,581	\$11,369	3,520	3.22%	-3.38%	19.37%
8059	LATITUDE 32	Charleston	(843) 556-4809	Marcus Rhymer	29	\$54,244	\$41,469	7,210	0.27%	-6.10%	11.95%
60735	MID CAROLINA	Lugoff	(803) 432-8521	Scott Conley	18	\$135,073	\$84,566	14,793	-0.21%	-6.47%	13.71%
22520	MTC	Greenville	(864) 908-3448	Bill Love	15	\$196,454	\$124,748	17,311	9.07%	1.33%	15.90%
24851	NEIGHBORS UNITED	Greenwood	(864) 941-8900	Elizabeth Orama	31	\$48,606	\$25,112	7,356	-1.83%	2.02%	12.75%
61028	NUCOR EMPLOYEE'S	Florence	(843) 665-4668	Paul Chappell	34	\$42,368	\$25,334	7,228	2.76%	5.26%	16.22%
1472	PALMETTO CITIZENS	Columbia	(803) 779-1232	Nick Wodogaza	6	\$921,845	\$564,922	68,867	8.23%	11.27%	12.34%
24491	PALMETTO FIRST	Florence	(843) 669-5619	Angela Burr	36	\$42,178	\$29,580	6,270	6.85%	10.38%	18.13%
61260	PALMETTO HEALTH	Columbia	(803) 978-2101	Hansel Hart	26	\$71,971	\$40,506	12,194	9.30%	7.25%	18.29%
22530	PEE DEE	Florence	(843) 669-0461	Mike Leviner	38	\$31,589	\$19,966	5,681	0.41%	-0.49%	22.23%
14169	PICKENS	Pickens	(864) 898-5009	Clayton Kerr	41	\$22,096	\$10,188	2,952	1.51%	7.45%	17.49%
16655	S C I	Florence	(843) 669-3712	Rob Seastrunk	44	\$17,605	\$9,553	1,504	1.74%	10.73%	17.06%
9988	SAFE	Sumter	(803) 469-8600	Darrell Merkel	4	\$1,114,141	\$848,398	128,070	5.66%	2.83%	11.91%
60745	SANTEE COOPER	Moncks Corner	(843) 761-4001	Melynda Champion	28	\$58,270	\$42,384	7,344	8.37%	7.99%	12.16%
24824	SC STATE	Columbia	(803) 343-0300	James Kinard	8	\$872,784	\$521,853	76,757	4.21%	12.25%	13.91%
361	SC TELCO	Greenville	(864) 232-5553	Brian McKay	12	\$388,395	\$299,683	58,183	8.19%	-1.42%	13.36%
18423	SCHD. DISTRICT #7	Orangeburg	(803) 536-0040	Jacqueline Guley	56	\$2,653	\$2,157	510	-3.70%	12.73%	25.45%
12877	SECURED ADVANTAGE	Simpsonville	(800) 468-5153	Michal Parker	27	\$68,992	\$32,085	7,114	-5.91%	1.41%	13.69%
17831	SELF MEMORIAL HOSPITAL	Greenwood	(864) 725-4176	Jane Moore	46	\$13,714	\$6,446	2,626	-9.34%	-15.75%	12.21%
22458	SHARONVIEW	Fort Mill	(800) 462-4421	Bill Partin	3	\$1,627,129	\$1,361,228	88,245	5.92%	-4.83%	10.15%
1022	SOUTH CAROLINA	North Charleston	(843) 797-8300	Scott Woods	2	\$1,831,541	\$1,466,678	160,647	5.81%	2.23%	11.62%
60715	SC METHODIST CONFERENCE	Columbia	(803) 691-0037	Reginald Wilson	53	\$5,099	\$3,915	1,303	-3.62%	6.55%	11.20%
17636	SOUTH CAROLINA NATIONAL GUARD	Columbia	(803) 799-1090	Travis Hall	24	\$74,738	\$33,338	6,303	-2.05%	0.20%	20.57%
60769	SPARTANBURG CITY EMPLOYEES	Spartanburg	(864) 596-3732	Jeremy Parker	50	\$7,341	\$5,707	874	27.15%	18.67%	16.94%
60686	SPC	Hartsville	(843) 383-0090	Linda Weatherford	16	\$164,826	\$114,007	21,546	1.86%	12.68%	10.88%
24410	SRP	North Augusta	(803) 278-4851	Harry Gunsallus	5	\$1,067,078	\$728,204	157,360	13.36%	12.08%	12.99%
17626	ST. FRANCIS	Greenville	(864) 255-1660	Katia Marini-Nunez	48	\$8,892	\$5,688	2,157	-5.70%	-4.14%	22.72%
60752	SUMTER CITY	Sumter	(803) 774-1641	Stacie Atkinson	57	\$2,465	\$1,605	823	-19.37%	-9.56%	16.51%
19619	TRINITY BAPTIST CHURCH	Florence	(843) 662-7015	Lillian Grant	58	\$2,362	\$520	183	-10.40%	-6.44%	12.99%
60803	TRMC EMPLOYEES	Orangeburg	(803) 395-2357	Keisha Watson	54	\$5,030	\$3,721	1,798	-9.38%	-24.26%	21.43%
24484	UPSTATE	Anderson	(864) 224-5654	Donna Metz	25	\$72,187	\$56,360	13,455	9.77%	10.35%	10.17%
24536	VITAL	Spartanburg	(864) 948-8200	Omero Delorenzo	30	\$52,464	\$40,977	7,368	0.72%	8.30%	10.92%

SOUTH DAKOTA CREDIT UNIONS | DATA AS OF 12.31.19

	2015	2016	2017	2018	2019	2019 Growth	5-Year CAGR
<b>Number of Credit Unions</b>	<b>40</b>	<b>40</b>	<b>39</b>	<b>37</b>	<b>37</b>	<b>0.00%</b>	<b>-1.55%</b>
<b>Number of Members</b>	263,254	267,320	275,096	284,257	290,763	<b>2.29%</b>	<b>2.01%</b>
<b>Total Assets (\$000)</b>	\$2,930,048	\$3,071,605	\$3,243,293	\$3,404,696	\$3,647,348	<b>7.13%</b>	<b>4.48%</b>
<b>Total Shares (\$000)</b>	\$2,578,930	\$2,703,046	\$2,839,986	\$2,974,119	\$3,192,425	<b>7.34%</b>	<b>4.36%</b>
<b>Total Loans (\$000)</b>	\$1,853,909	\$1,999,033	\$2,164,646	\$2,355,361	\$2,490,189	<b>5.72%</b>	<b>6.08%</b>
<b>Total Capital (\$000)</b>	\$311,063	\$333,527	\$355,490	\$374,035	\$407,195	<b>8.87%</b>	<b>5.53%</b>

CH#	CREDIT UNION	CITY	PHONE	CEO	RANK	ASSETS (\$000)	LOANS (\$000)	MEMBERS	SHARE GROWTH	LOAN GROWTH	NET WORTH RATIO
274	ABERDEEN	Aberdeen	(605) 225-2488	Robert Goscicki	6	\$140,698	\$101,378	11,822	5.88%	2.06%	14.08%
8801	AVANTI	Watertown	(605) 882-2357	Judy Wolff	24	\$20,993	\$13,314	2,599	2.20%	13.89%	11.06%
4365	BLACK HILLS	Rapid City	(605) 343-0891	Roger Heacock	1	\$1,418,352	\$916,856	69,740	9.12%	9.68%	11.12%
22719	CONSUMER'S	Gregory	(605) 835-8749	Dannielle Miller	29	\$13,304	\$9,397	1,376	9.03%	5.83%	9.46%
6992	COTEAU VALLEY	Sisseton	(605) 698-7481	Katie Bredvik	31	\$9,408	\$6,500	1,691	9.52%	19.65%	13.97%
7021	DACOTAH	Rapid City	(605) 791-1424	Teresa Peregrine	32	\$9,392	\$5,824	1,028	-2.96%	-1.81%	9.31%
11526	DAKOTA PLAINS	Lemmon	(605) 374-3880	Darrell Richard Lynch	13	\$54,562	\$46,180	4,810	0.08%	-1.98%	9.23%
9907	DAKOTA RAIL LINE	Huron	(605) 352-3648	Angie Cumbee	34	\$4,818	\$3,780	580	0.36%	-7.78%	9.07%
8039	DAKOTA STAR	Rapid City	(605) 342-6442	Kelli Wold	19	\$25,433	\$20,432	2,303	1.37%	-4.27%	10.34%
167	DAKOTALAND	Huron	(605) 352-2845	Dan Cumbee	2	\$372,482	\$261,677	32,044	10.30%	4.72%	10.94%
11353	EAST RIVER	Madison	(605) 256-8145	Tanya Hobson	16	\$33,275	\$22,513	3,404	8.60%	-5.25%	11.27%
14874	EXPLORERS	Yankton	(605) 665-4309	April Tompkins	12	\$72,716	\$50,244	7,711	11.59%	7.45%	8.69%
275	FIRST CENTURY	Sioux Falls	(605) 335-1070	Jayson Meyer	23	\$22,952	\$12,084	1,509	9.35%	2.89%	12.71%
7067	FT. RANDALL	Wagner	(605) 487-7641	Julie Thomson	20	\$24,115	\$15,175	2,802	2.80%	3.19%	9.76%
21144	GOOD SAMARITAN	Sioux Falls	(800) 488-4584	Michael Gardner	22	\$23,540	\$10,098	7,556	0.78%	-2.39%	22.92%
9888	HB TELCO	Huron	(605) 352-6933	Jane Ramsell	37	\$4,348	\$3,813	967	-5.35%	0.00%	11.13%
23371	HEALTHCARE PLUS	Aberdeen	(605) 725-0900	Guy Trenhaile	14	\$46,529	\$36,459	4,794	-1.00%	-0.15%	8.73%
4122	HIGHMARK	Rapid City	(605) 716-4444	John Carlson	5	\$142,764	\$122,736	11,656	3.53%	7.49%	8.67%
7599	HURON AREA EDUCATION	Huron	(605) 352-1311	Kristen Jurgens	28	\$13,757	\$7,994	975	0.75%	0.32%	8.92%
24847	LAKOTA	Kyle	(605) 455-1515	Shayna Ferguson	33	\$5,441	\$2,321	2,936	-2.05%	-3.35%	17.67%
17224	MED5	Rapid City	(605) 342-7776	Pamela Brown-Graff	11	\$79,099	\$67,296	6,068	9.36%	-1.86%	8.67%
14260	MINUTEMAN	Rapid City	(605) 394-1772	Mary Connick	27	\$15,825	\$11,382	1,466	-4.69%	-5.85%	10.58%
7020	M-O	Huron	(605) 353-9977	Gail Broer	17	\$29,349	\$20,259	2,033	8.66%	3.35%	13.58%
4951	NORSTAR	Britton	(605) 448-2292	Jane Duerre	15	\$43,197	\$27,290	2,742	-3.26%	5.54%	15.89%
6986	NORTHERN HILLS	Sturgis	(605) 720-6750	Floyd Rummel	10	\$94,259	\$68,807	9,533	7.19%	5.79%	11.20%
10243	OAHE	Pierre	(605) 224-6264	Dawn Van Ash	18	\$25,878	\$18,619	3,244	1.30%	1.72%	12.95%
13103	PALACE CITY	Mitchell	(605) 996-9211	Andrew Priebe	30	\$11,229	\$5,491	1,624	-0.22%	17.06%	12.28%
16444	RUSHMORE ELECTRIC	Rapid City	(605) 342-9451	Pam Ferber	25	\$20,816	\$8,433	1,573	2.32%	-3.75%	11.29%
10257	SENTINEL	Box Elder	(605) 923-1405	Keith Robbenolt	8	\$111,933	\$77,252	9,608	5.50%	11.78%	10.53%
77	SERVICE FIRST	Sioux Falls	(605) 336-1047	Travis Kasten	4	\$165,244	\$126,476	20,002	1.45%	-8.60%	7.71%
2874	SIoux EMPIRE	Sioux Falls	(605) 367-7070	Jeff Jorgensen	7	\$126,992	\$85,394	10,537	7.17%	10.45%	7.99%
60	SIoux FALLS	Sioux Falls	(605) 334-2471	Fran Sommerfeld	3	\$306,222	\$179,147	30,325	9.00%	4.39%	12.07%
8752	SIoux VALLEY COOP	Watertown	(605) 882-2706	Kathy Lentsch	21	\$24,095	\$18,152	2,815	18.47%	9.45%	20.08%
23309	SISSETON-WAHPETON	Agency Village	(605) 698-3462	Stephanie Sievers	36	\$4,358	\$3,210	1,665	17.59%	-6.36%	16.02%
18057	UNITED METHODIST FIRST CHOICE	Rapid City	(605) 348-5753	Karen Lantz	35	\$4,748	\$3,589	947	-5.24%	-4.55%	7.64%
12983	VERMILLION	Vermillion	(605) 677-5214	Janet Mount	26	\$19,710	\$10,091	2,636	12.25%	0.31%	11.36%
3458	VOYAGE	Sioux Falls	(605) 338-2533	Jeff Schmidt	9	\$105,516	\$90,526	11,642	7.23%	12.60%	9.92%

STATE TABLE

TENNESSEE

TENNESSEE CREDIT UNIONS | DATA AS OF 12.31.19

	2015	2016	2017	2018	2019	2019 Growth	5-Year CAGR
<b>Number of Credit Unions</b>	<b>149</b>	<b>148</b>	<b>145</b>	<b>140</b>	<b>139</b>	<b>-0.71%</b>	<b>-1.38%</b>
<b>Number of Members</b>	1,978,219	2,055,620	2,133,608	2,235,604	2,317,882	<b>3.68%</b>	<b>3.22%</b>
<b>Total Assets (\$000)</b>	\$20,375,990	\$21,853,192	\$23,406,569	\$25,133,307	\$27,202,212	<b>8.23%</b>	<b>5.95%</b>
<b>Total Shares (\$000)</b>	\$17,289,738	\$18,486,896	\$19,649,404	\$21,018,413	\$23,059,390	<b>9.71%</b>	<b>5.93%</b>
<b>Total Loans (\$000)</b>	\$13,747,106	\$15,270,592	\$17,183,537	\$19,247,178	\$20,744,362	<b>7.78%</b>	<b>8.58%</b>
<b>Total Capital (\$000)</b>	\$2,648,444	\$2,819,753	\$3,041,829	\$3,301,752	\$3,589,907	<b>8.73%</b>	<b>6.27%</b>

CH#	CREDIT UNION	CITY	PHONE	CEO	RANK	ASSETS (\$000)	LOANS (\$000)	MEMBERS	SHARE GROWTH	LOAN GROWTH	NET WORTH RATIO
68161	A.U.B. EMPLOYEES	Athens	(423) 507-6042	Myrl Vaughn	132	\$1,591	\$1,418	261	0.52%	2.17%	24.12%
20513	ALCOA MUNICIPAL EMPLOYEES	Alcoa	(865) 981-4158	Mark Stinnett	119	\$4,356	\$2,321	1,120	-2.94%	-5.44%	15.03%
1509	ALCOA TENN	Alcoa	(865) 977-3118	David Proffitt	20	\$260,829	\$163,598	24,094	12.96%	2.40%	11.28%
24495	APPALACHIAN COMMUNITY	Gray	(423) 378-3778	Kelly Smith	25	\$192,331	\$149,336	15,970	-16.14%	-21.41%	7.39%
67976	APPLIANCE	Cleveland	(423) 479-5511	Bobbie Ross	107	\$10,364	\$5,665	2,158	4.37%	-1.71%	17.85%
7397	ASCEND	Tullahoma	(931) 455-5441	Caren Gabriel	2	\$2,657,488	\$2,125,670	208,628	18.87%	7.25%	16.05%
23630	B. M. H.	Cleveland	(423) 559-6185	Linda Lawson	122	\$3,460	\$981	584	11.59%	-14.48%	19.88%
12826	BASF CHATTANOOGA	Chattanooga	(423) 892-2938	Charlene Slattton	126	\$2,962	\$2,217	455	-5.31%	24.69%	17.96%
67738	BCBST EMPLOYEES	Chattanooga	(423) 535-6103	Channon Hamilton	106	\$10,669	\$3,045	2,767	5.39%	-7.21%	19.85%
67776	BEACON FINANCIAL	Johnson City	(423) 431-6361	John Hunter	84	\$24,206	\$21,710	2,395	11.63%	19.80%	8.10%
7581	BINSY	Memphis	(901) 324-3921	Maurie Lashlee	133	\$1,563	\$1,195	465	-2.60%	-4.27%	18.32%
67970	BOWATER EMPLOYEES	Chattanooga	(423) 336-7268	Denley Hines	26	\$176,601	\$101,251	17,488	9.05%	4.12%	8.87%
20874	BULAB EMPLOYEES	Memphis	(901) 272-8325	Terrie Snavelly	120	\$3,678	\$2,894	463	16.31%	21.75%	20.02%
68149	CEMC EMPLOYEES	Clarksville	(931) 645-2481	Lori Von Palko	129	\$2,342	\$2,002	584	-4.68%	-7.29%	20.03%
690	CHATTANOOGA AREA SCHOOLS	Chattanooga	(423) 624-9094	David Siatkowski	29	\$153,812	\$63,139	11,282	1.19%	4.97%	14.90%
62537	CHATTANOOGA FEDERAL EMPLOYEES	Chattanooga	(423) 892-3738	Mark Fraker	58	\$50,178	\$30,618	2,691	11.94%	-8.10%	18.86%
14725	CHATTANOOGA FIRST	Chattanooga	(423) 267-7621	Terri Stansell	88	\$22,331	\$14,752	1,902	7.40%	15.96%	23.59%
67778	CITY EMPLOYEES	Knoxville	(865) 824-7200	Larry Pressley	41	\$82,216	\$55,549	8,748	0.31%	8.42%	20.68%
14677	CLEVELAND-BRADLEY CITY TEACHERS	Cleveland	(423) 479-6392	Leslie Sims	57	\$50,709	\$20,791	4,210	0.58%	8.11%	13.04%
5549	CLINCHFIELD	Erwin	(423) 743-9192	Amy Banks	39	\$85,897	\$54,846	6,124	3.96%	3.33%	13.84%
68069	CN/IC EMPLOYEES	Memphis	(901) 332-2686	Sandra Griffis	111	\$7,922	\$4,262	1,193	-1.39%	3.70%	19.72%
68167	COLLEGE DALE	Collegedale	(423) 396-2101	Errol Eder	60	\$42,881	\$21,927	5,229	-6.78%	9.20%	8.90%
606	COMTRUST	Chattanooga	(423) 756-3300	Johnny Phillips	16	\$357,301	\$88,554	23,375	1.46%	-3.51%	12.37%
60056	CONSUMER	Greeneville	(423) 639-6131	Sam Miller	12	\$490,308	\$334,884	42,955	11.72%	-7.59%	10.04%
16773	COPPER BASIN	Copperhill	(423) 496-3812	Jessica Grostic	70	\$34,024	\$23,757	5,175	6.79%	5.62%	8.63%
67972	CORNERSTONE FINANCIAL	Nashville	(615) 385-1616	Joe Spivey	14	\$416,692	\$347,351	41,216	13.93%	8.80%	9.83%
67741	CREDIT UNION FOR ROBERTSON CO.	Springfield	(615) 382-8255	Wanda Mason	48	\$60,869	\$38,907	9,266	13.58%	-0.12%	11.36%
9310	DELTA REFINING CO. EMP.	Memphis	(901) 775-8814	Terrie Snavelly	118	\$4,391	\$1,982	290	1.17%	22.76%	19.96%
67937	DIXIE LINE	Nashville	(615) 331-5121	Kathy Jones	101	\$11,998	\$7,502	998	11.93%	5.14%	16.15%
68095	EASTMAN	Kingsport	(423) 229-8200	Kelly Price	1	\$5,099,588	\$4,449,890	241,567	12.86%	11.89%	12.92%
67789	EMPLOYEE RESOURCES	Lawrenceburg	(931) 762-0115	Konda Bowling	36	\$96,979	\$73,565	16,974	17.00%	17.52%	8.01%
68148	ENBRIGHT	Nashville	(615) 687-4801	Ron Smith	44	\$68,586	\$42,838	8,239	6.21%	-6.53%	11.63%
20662	ENLIGHTEN	Jackson	(731) 423-7499	Karen Climer	100	\$12,586	\$3,899	1,567	-1.79%	1.47%	13.57%
6778	ENRICHMENT	Oak Ridge	(865) 482-0045	Craig Peters	10	\$529,967	\$433,581	45,083	12.02%	9.70%	10.57%
60619	EPB EMPLOYEES	Chattanooga	(423) 648-3413	Jerry Trotter	79	\$27,607	\$15,231	2,318	-4.69%	0.56%	10.91%
11152	ETMA	Louisville	(865) 268-2997	Beth Kamer	92	\$18,639	\$11,732	1,544	1.70%	-8.54%	13.97%
9639	FAA	Memphis	(901) 366-0066	Todd Vanderpool	33	\$111,714	\$51,021	9,353	-0.21%	6.63%	12.83%
24603	FAMILY ADVANTAGE	Spring Hill	(931) 486-3125	John Kenley	46	\$66,170	\$37,498	8,217	2.36%	8.24%	11.31%
21751	FEDEX EMP. CREDIT ASSOCIATION	Memphis	(901) 344-2500	Tara Burton	11	\$525,924	\$260,386	90,773	6.03%	5.83%	15.38%
13233	FEDTRUST	Memphis	(901) 526-6778	Richard Ussery	66	\$37,386	\$31,812	3,423	5.14%	3.05%	7.42%
67185	FIRST CHOICE COMMUNITY	Knoxville	(865) 637-0112	Carisa Chitwood	67	\$37,059	\$18,450	4,700	2.64%	-5.73%	16.75%
68084	FIRST SOUTH FINANCIAL	Bartlett	(901) 380-7400	Craig Esrael	8	\$620,980	\$329,360	67,450	9.44%	-2.26%	29.44%
15015	FOOTHILLS	Loudon	(865) 458-4347	M'Recia Oody	55	\$51,457	\$27,537	5,105	5.41%	5.58%	12.07%
9759	FORTERA	Clarksville	(931) 431-6800	Tom Kane	9	\$595,572	\$463,973	61,447	10.64%	-1.09%	14.35%
63868	GALLATIN STEAM PLANT	Gallatin	(615) 230-4073	Will Dennis	113	\$5,128	\$3,301	617	3.40%	0.67%	19.82%
68171	GATEWAY	Clarksville	(931) 551-8271	Annette Elliott	102	\$11,712	\$8,274	1,961	6.38%	4.95%	7.75%
67701	GREATER EASTERN	Johnson City	(423) 283-6833	Danielle Brooks	56	\$51,004	\$32,972	4,202	0.56%	3.98%	14.16%
68127	GREENEVILLE CITY EMPLOYEES	Greeneville	(423) 639-0907	Ann Hixson	105	\$10,872	\$7,858	1,415	1.14%	1.25%	25.89%
68126	GREENEVILLE WORKS EMP. SAV. ASSN.	Greeneville	(423) 783-0337	Saras Mcamis	131	\$1,872	\$1,168	472	-18.99%	-13.58%	44.19%
68097	HAPPY VALLEY	Elizabethton	(423) 542-6078	Billie Bartz	71	\$33,374	\$16,841	3,933	11.53%	-4.93%	16.73%
68120	HARDIN COUNTY HOSPITAL EMPLOYEES	Savannah	(731) 926-8139	Andria Stanford	136	\$1,099	\$482	314	2.65%	2.27%	8.39%
67736	HEALTH SYSTEMS	Knoxville	(865) 689-6152	Gail Hawkins	117	\$4,445	\$2,036	747	-4.79%	-10.60%	5.89%
68173	HEALTHCARE SERVICES	Chattanooga	(423) 242-4718	Susan Tant	90	\$19,865	\$14,027	4,638	-4.04%	1.01%	18.24%
9994	HEALTHNET	Cordova	(901) 226-1111	Elizabeth Sharpe	54	\$51,559	\$15,101	6,614	2.44%	-1.59%	13.23%
67748	HERITAGE SOUTH COMMUNITY	Shelbyville	(931) 684-3596	Laura Parham	21	\$234,541	\$185,129	26,868	9.33%	6.25%	15.09%
68073	HOLLEY	Paris	(731) 644-9031	Van Bowden	49	\$60,472	\$43,863	6,984	8.13%	-0.51%	12.69%
11356	HOLSTON METHODIST	Knoxville	(865) 558-3117	Adam Reynolds	99	\$13,893	\$10,974	2,080	3.76%	0.06%	7.51%
68138	HORIZON	Kingsport	(423) 530-7778	Beverly Boling	52	\$56,294	\$42,058	6,232	-1.75%	-10.20%	7.47%

CH#	CREDIT UNION	CITY	PHONE	CEO	RANK	ASSETS (\$000)	LOANS (\$000)	MEMBERS	SHARE GROWTH	LOAN GROWTH	NET WORTH RATIO
68144	HURD EMPLOYEES	Greeneville	(423) 639-4371	Carole Thornburg	124	\$3,345	\$2,874	483	-7.42%	-1.33%	43.11%
14634	I B E W 175	Chattanooga	(423) 899-1017	Bridget Blankenship	110	\$8,153	\$6,193	1,483	24.68%	15.74%	13.84%
67197	JACK DANIEL EMPLOYEES'	Lynchburg	(931) 759-5513	Pam Case	72	\$32,907	\$24,900	2,522	4.81%	6.44%	11.46%
60345	JOHNSONVILLE TVA EMPLOYEES	Camden	(731) 584-7238	Mike Warren	34	\$104,277	\$61,540	9,650	6.97%	3.96%	15.28%
13634	KELLOGG MEMPHIS EMPLOYEES	Memphis	(901) 745-9879	Jill Ward	116	\$4,463	\$2,350	574	2.42%	-12.01%	29.51%
24220	KEMBA DELTA	Bartlett	(901) 795-9055	Carter Ridgway	86	\$23,095	\$13,478	5,442	2.64%	-1.81%	26.34%
5811	KENNEDY VA EMPLOYEES	Memphis	(901) 523-8990	Calvetta Mathis	87	\$22,868	\$13,309	2,807	1.40%	1.92%	13.81%
60928	KIMBERLY CLARK	Memphis	(901) 521-4646	Janice Welch	32	\$114,983	\$79,295	10,669	2.49%	4.55%	24.43%
68104	KINGSPORT PRESS	Kingsport	(423) 378-9292	Deborah Salyer	43	\$71,378	\$40,893	6,675	6.56%	-1.59%	13.40%
68098	KINGSTON TVA EMPLOYEES	Harriman	(865) 717-2188	Marsha Adkisson	130	\$2,066	\$1,654	393	0.13%	9.48%	26.80%
67793	KNOX CO. EMPLOYEES	Knoxville	(865) 215-2364	Robin Addis	109	\$9,147	\$5,242	1,484	-8.20%	1.30%	19.45%
10676	KNOX COUNTY TEACHERS	Knoxville	(865) 922-7481	Julie McMillan	75	\$28,337	\$13,966	2,338	-1.04%	5.00%	12.03%
9873	KNOXVILLE FIREFIGHTERS	Knoxville	(865) 688-0498	Cynthia Miniard	73	\$29,675	\$14,864	1,633	2.94%	-1.51%	15.41%
11533	KNOXVILLE LAW ENFORCEMENT	Knoxville	(865) 522-3900	Audrey Skeen	78	\$27,616	\$15,427	1,662	5.00%	3.78%	14.32%
24464	KNOXVILLE TEACHERS	Knoxville	(865) 582-2700	David Underwood	24	\$208,247	\$123,152	7,018	1.52%	10.85%	12.57%
68085	KNOXVILLE TVA EMPLOYEES	Knoxville	(865) 544-5400	Glenn Siler	3	\$2,430,831	\$2,162,905	211,883	16.82%	15.72%	9.17%
3796	L G & W	Memphis	(901) 680-7995	Diana Veazey	37	\$94,023	\$35,233	5,462	-0.57%	6.42%	22.14%
67713	LAKE SIDE EMPLOYEES	New Johnsonville	(931) 535-3750	Karen Scott	68	\$35,663	\$18,569	2,847	0.29%	-1.48%	15.47%
68164	LANGSTON BAG CO. EMP. SAV. ASSN.	Memphis	(901) 774-4440	Roy Wooten	139	\$54	\$14	38	5.21%	-16.08%	28.62%
61185	LEADERS	Jackson	(731) 664-1784	Todd Swims	13	\$441,962	\$378,024	53,208	16.23%	13.71%	11.60%
67689	LIFE	Nashville	(615) 284-5356	Pam Tempenny	69	\$34,355	\$28,805	3,985	1.60%	0.79%	11.89%
68172	LIFEWAY	Nashville	(615) 251-2089	Doug Clinton	59	\$43,522	\$22,742	3,240	-0.52%	-5.05%	10.82%
60527	LOWLAND	Morristown	(423) 581-8345	Mark Creech	35	\$101,563	\$56,386	11,574	1.52%	-1.69%	8.15%
67979	M.P.D. COMMUNITY	Nashville	(615) 782-7220	Stephanie Sessum	76	\$28,263	\$19,949	2,845	3.07%	0.36%	10.57%
68077	MARYVILLE MUNICIPAL	Maryville	(865) 984-4072	Tom Boyle	94	\$17,627	\$3,284	965	12.06%	1.34%	14.72%
67791	MCNAIRY COUNTY EMPLOYEES	Adamsville	(731) 632-1168	Nickie Franks	134	\$1,552	\$1,000	568	0.96%	4.84%	28.70%
63802	MEMORIAL	Chattanooga	(423) 855-1770	Carol Underwood	112	\$7,458	\$4,352	1,559	2.21%	10.38%	17.81%
60239	MEMPHIS CITY EMPLOYEES	Memphis	(901) 321-1200	Ken Swann	17	\$333,262	\$184,236	41,251	11.56%	20.35%	17.31%
15433	MEMPHIS MUNICIPAL EMPLOYEES	Memphis	(901) 528-2816	Delphine Price	98	\$13,939	\$4,815	2,727	-0.49%	-5.14%	33.00%
13456	METHODIST HEALTHCARE	Memphis	(901) 516-8594	Kristi Vick	63	\$40,261	\$14,986	7,561	0.63%	1.80%	17.07%
68135	METROPOLITAN TEACHERS	Nashville	(615) 321-4622	Beverly Barton	128	\$2,554	\$1,207	1,658	17.13%	28.91%	25.49%
68590	MID EAST TENNESSEE COMMUNITY	Decatur	(423) 334-2100	Marsha Hahn	103	\$11,019	\$7,334	1,683	-14.64%	-26.68%	0.18%
19700	MIDDLE TENNESSEE	Cookeville	(931) 528-9400	Holly Cross	64	\$38,364	\$20,518	5,006	7.25%	-3.87%	10.73%
60483	NASHVILLE FIREMEN'S	Nashville	(615) 226-3473	Donya Johnson	83	\$25,308	\$21,121	2,741	1.58%	8.77%	18.41%
67922	NASHVILLE POST OFFICE	Nashville	(615) 871-4221	Mike Hinton	47	\$64,444	\$23,812	4,728	-2.35%	0.51%	20.73%
60645	NEW SOUTH	Knoxville	(865) 523-0757	Richard Schulz	51	\$58,259	\$32,265	6,331	3.44%	5.28%	16.00%
67021	NORTHEAST COMMUNITY	Elizabethton	(423) 547-3820	Teresa Arnold	30	\$121,166	\$77,853	11,372	3.91%	-2.04%	17.07%
67982	OLD HICKORY	Nashville	(615) 847-4043	Bonnette Dawson	22	\$233,618	\$160,325	19,816	3.76%	5.23%	10.14%
68165	OLIVET BAPTIST	Cordova	(901) 454-9432	Marilyn Blanks	138	\$508	\$104	1,424	-1.84%	16.27%	10.55%
67946	OMC EMPLOYEES	Charleston	(423) 336-4331	Jennifer Ferris	77	\$28,060	\$16,495	2,046	-0.80%	-0.46%	8.76%
24831	ORION	Memphis	(901) 385-5200	Daniel Weickenand	7	\$930,205	\$774,143	75,001	18.40%	10.35%	11.16%
5797	ORNL	Oak Ridge	(865) 688-9555	Colin Anderson	4	\$2,344,884	\$1,917,189	173,671	6.54%	10.34%	10.94%
8922	OUTREACH COMMUNITY	Hermitage	(615) 883-4019	Connie Anderson	85	\$24,017	\$12,924	2,061	7.82%	-0.07%	13.82%
67779	P.I.A.S.	Nashville	(615) 360-9951	Edward Chalifoux	114	\$4,885	\$2,397	848	-2.69%	5.46%	19.45%
4809	PARTHENON	Nashville	(615) 749-6461	Mark Bess	97	\$14,487	\$11,591	1,509	0.37%	-1.56%	17.59%
68124	PATHWAY	Cleveland	(423) 479-2168	Mark Rice	115	\$4,834	\$3,036	886	-2.98%	4.30%	8.07%
60082	PATRIOT EQUITY	Jackson	(731) 668-1155	Fara Hall	74	\$29,257	\$20,989	2,743	5.05%	15.19%	12.49%
14081	PURITY DAIRIES EMPLOYEES	Nashville	(615) 742-0001	Kelly Hamilton	123	\$3,378	\$1,447	554	-12.46%	-3.52%	18.52%
24575	RESOURCE	Jackson	(731) 668-3464	David Barker	65	\$38,030	\$10,582	4,560	1.54%	3.91%	9.84%
67747	SCENIC COMMUNITY	Hixson	(423) 875-6955	Kendall Foster	31	\$120,448	\$87,534	12,406	1.24%	-2.28%	12.84%
6079	SELECT SEVEN	Johnson City	(423) 282-0671	Kevin Jones	50	\$60,105	\$49,666	8,012	-0.65%	-10.47%	9.88%
23060	SEVIER COUNTY SCHOOLS	Sevierville	(865) 428-4426	Bambi Loveday	104	\$10,877	\$3,764	1,354	5.42%	-10.14%	16.22%
14733	SHELBY COUNTY	Memphis	(901) 222-1900	Linda Winkler	45	\$67,329	\$37,802	10,533	5.76%	19.91%	16.21%
68100	SKYLINE	Nashville	(615) 345-3471	Virginia Brooks	96	\$16,097	\$7,756	2,016	-3.52%	-3.46%	20.35%
68513	SMART CHOICE	Cleveland	(423) 559-1181	Denis Collins	121	\$3,496	\$1,424	1,254	4.78%	-0.64%	10.26%
68599	SOUTHEAST FINANCIAL	Franklin	(615) 465-5400	John Jacoway	15	\$382,347	\$297,123	39,286	3.65%	1.85%	8.16%
66980	SOUTHERN	Chattanooga	(423) 629-2578	Cindy Beale	89	\$20,374	\$10,304	2,413	-5.43%	0.24%	14.40%
5974	SOUTHERN SECURITY	Collierville	(901) 861-1703	Dawn Graeter	27	\$170,162	\$113,400	20,149	5.74%	5.05%	10.59%
68071	ST. THOMAS	Nashville	(615) 292-7828	William Dunn	80	\$27,351	\$20,939	2,883	5.74%	1.62%	11.86%
617	TENN-AM WATER CO.	Chattanooga	(423) 855-8466	Robert Proctor	127	\$2,753	\$2,111	438	1.59%	9.98%	29.66%
67971	TENNESSEE DEPARTMENT OF SAFETY	Nashville	(615) 251-5145	Cathy Akins	108	\$9,365	\$7,119	1,262	1.29%	-0.75%	21.00%
68101	TENNESSEE EMPLOYEES	Nashville	(615) 313-5585	Tricia Cunningham	82	\$26,289	\$12,054	3,756	-0.87%	5.14%	21.69%
5318	TENNESSEE MEMBERS 1ST	Oak Ridge	(865) 482-4343	Rick Mikels	40	\$82,760	\$39,986	5,113	3.44%	15.17%	11.84%
14333	TENNESSEE RIVER	Counce	(731) 689-3042	Wanda Roberts	91	\$19,334	\$9,424	1,751	-1.53%	1.69%	24.54%
1520	TENNESSEE VALLEY	Chattanooga	(423) 634-3600	Todd Fortner	5	\$1,594,769	\$1,232,265	150,355	10.07%	9.72%	13.64%
66886	THE TENNESSEE	Nashville	(615) 244-1910	Mike Martin	19	\$317,373	\$185,955	26,460	0.16%	4.86%	10.38%
60726	THE WEST TENNESSEE	Memphis	(901) 358-3796	Kenneth Newberry	95	\$17,482	\$12,207	1,534	-0.24%	2.39%	9.26%
67666	TNCONNECT	Knoxville	(865) 688-2424	Martin Bradley	53	\$55,846	\$44,781	6,964	3.32%	0.26%	7.67%
24629	TRUST	Chattanooga	(423) 870-7610	David Smart	38	\$87,870	\$65,939	9,682	6.84%	-5.42%	9.37%
6667	TSU	Nashville	(615) 963-5941	Angelita Dobbs	135	\$1,378	\$443	456	-9.10%	-14.75%	9.39%
16520	TVA MID-SOUTH	Memphis	(901) 789-8427	Terrie Snavelly	125	\$3,194	\$1,075	202	-0.77%	3.73%	17.32%



CH#	CREDIT UNION	CITY	PHONE	CEO	RANK	ASSETS (\$000)	LOANS (\$000)	MEMBERS	SHARE GROWTH	LOAN GROWTH	NET WORTH RATIO
4714	UNITED SOUTHEAST	Bristol	(423) 989-2100	Janice Jones	28	\$164,406	\$116,296	18,166	3.63%	0.81%	13.09%
832	UPPER CUMBERLAND	Crossville	(931) 484-9433	Denise Cooper	42	\$74,723	\$52,180	7,642	5.46%	8.07%	9.79%
67608	UPS EMPLOYEES	Memphis	(901) 396-2132	Sarah Langston	81	\$26,896	\$16,742	4,874	9.61%	2.83%	22.19%
67720	US COMMUNITY	Nashville	(615) 256-8712	Paul Johnson	23	\$215,457	\$162,785	27,737	8.59%	4.23%	12.17%
19448	UT	Knoxville	(865) 971-1971	Debbie Jones	18	\$321,825	\$273,040	24,350	7.43%	14.16%	9.20%
68119	VANDERBILT UNIVERSITY	Nashville	(615) 936-0300	Mike McDonald	61	\$42,778	\$30,225	6,696	5.76%	7.05%	9.44%
21354	VERITAS	Franklin	(877) 344-6328	Teri Crowl	62	\$41,282	\$28,188	5,902	-1.56%	-5.03%	10.46%
68153	WCG EMPLOYEES	Martin	(731) 587-9521	Thomas Brewer	137	\$1,022	\$625	263	6.80%	-0.11%	18.24%
6775	Y-12	Oak Ridge	(865) 482-1043	Mark Ziegler	6	\$1,226,617	\$1,011,190	112,261	2.23%	1.70%	10.76%
67757	YOUR BEST	Nashville	(615) 872-6380	Joe Menninger	93	\$17,719	\$13,275	2,055	-1.29%	-3.99%	13.62%

TEXAS CREDIT UNIONS | DATA AS OF 12.31.19

	2015	2016	2017	2018	2019	2019 Growth	5-Year CAGR
<b>Number of Credit Unions</b>	478	471	465	455	442	-2.86%	-1.55%
<b>Number of Members</b>	8,341,540	8,511,252	8,755,909	9,044,272	9,370,457	3.61%	2.35%
<b>Total Assets (\$000)</b>	\$90,809,521	\$95,379,310	\$101,049,727	\$104,408,414	\$110,070,709	5.42%	3.92%
<b>Total Shares (\$000)</b>	\$77,632,480	\$81,707,106	\$86,140,972	\$88,816,738	\$94,397,555	6.28%	3.99%
<b>Total Loans (\$000)</b>	\$63,187,138	\$68,049,431	\$73,141,276	\$77,908,001	\$81,183,690	4.20%	5.14%
<b>Total Capital (\$000)</b>	\$9,646,003	\$10,196,890	\$10,871,717	\$11,658,908	\$12,660,732	8.59%	5.59%

CH#	CREDIT UNION	CITY	PHONE	CEO	RANK	ASSETS (\$000)	LOANS (\$000)	MEMBERS	SHARE GROWTH	LOAN GROWTH	NET WORTH RATIO
8715	1ST COMMUNITY	San Angelo	(325) 653-1465	Bill Nikolauk	69	\$281,426	\$222,501	20,932	8.89%	13.40%	9.41%
67483	1ST UNIVERSITY	Waco	(254) 752-2797	Gary Parker	319	\$11,345	\$7,420	1,635	-5.69%	-7.11%	7.64%
11067	4U	Gainesville	(940) 665-1797	Don Wood	126	\$103,570	\$75,763	6,927	9.69%	12.34%	8.54%
67413	A NEW DIRECTION	Dallas	(214) 361-3800	Suzanne Chism	282	\$15,885	\$9,953	3,214	-7.42%	3.31%	7.74%
6178	A+	Austin	(512) 302-6800	Eric Kase	12	\$1,710,266	\$1,436,958	166,559	10.93%	12.84%	9.85%
6503	ABILENE	Abilene	(325) 677-2918	B. Cunningham	234	\$26,545	\$11,879	3,030	5.16%	0.18%	16.29%
6743	ABILENE TEACHERS	Abilene	(325) 677-2274	James Boyd	54	\$455,628	\$344,555	49,271	2.76%	5.72%	16.56%
67178	ACCESS COMMUNITY	Amarillo	(806) 353-9999	John Hays	112	\$128,502	\$104,777	12,037	4.95%	8.12%	13.96%
67446	ACU	Abilene	(325) 674-2486	Lycia Hardin	376	\$5,705	\$3,580	928	-5.45%	-4.35%	21.79%
2285	ADVANCIAL	Dallas	(800) 322-2709	Brent Sheffield	13	\$1,630,739	\$1,299,040	93,634	4.80%	-3.66%	9.07%
8169	AIR FORCE	San Antonio	(210) 673-5610	Bob Glenn	53	\$458,722	\$387,316	50,758	8.98%	12.17%	7.77%
61267	ALAMO CITY	San Antonio	(210) 521-2898	Mary Dunagan	332	\$10,043	\$9,159	1,338	2.96%	3.91%	9.94%
13655	ALBA-GOLDEN	Alba	(903) 765-2425	Diane Caughron	298	\$13,769	\$8,152	1,408	3.79%	-5.42%	18.56%
20990	ALCON EMPLOYEES	Fort Worth	(817) 551-8495	Kiki Shollar	233	\$26,555	\$15,592	3,060	-1.62%	-1.85%	23.14%
10843	ALL SAINTS CATHOLIC	Fort Worth	(817) 626-4681	Julia Sifuentes	440	\$540	\$389	134	-7.23%	1.54%	19.23%
97103	ALLIANCE	Lubbock	(806) 798-5554	Matt Grannan	70	\$280,101	\$198,059	24,522	11.41%	7.32%	15.39%
17100	ALLIED	Arlington	(817) 856-4444	Jim Merritt	130	\$98,999	\$49,824	9,602	0.12%	2.41%	8.12%
68010	ALPINE COMMUNITY	Alpine	(432) 837-5156	Johnny Llanez	286	\$15,435	\$3,967	2,087	0.67%	-1.32%	11.10%
5168	AMARILLO COMMUNITY	Amarillo	(806) 358-7561	Scott Rose	79	\$242,069	\$169,838	38,044	6.74%	10.42%	9.07%
67639	AMARILLO POSTAL EMPLOYEES	Amarillo	(806) 354-2166	Jay Lewter	281	\$16,023	\$7,613	1,815	-3.17%	-4.56%	15.76%
23957	AMERICAN AIRLINES	Fort Worth	(800) 533-0035	Gail Enda	3	\$7,658,628	\$4,825,033	309,823	4.85%	6.56%	9.69%
67622	AMERICAN BAPTIST ASSOCIATION	Alvin	(281) 245-6887	Julie Knight	418	\$2,176	\$1,519	401	-3.31%	-10.33%	9.03%
67470	AMERICA'S	Garland	(972) 494-5328	Rebecca McCoy	80	\$225,376	\$122,872	20,470	-2.40%	-2.14%	15.18%
2441	AMOCO	Texas City	(409) 948-8541	Shawn Bailey	26	\$982,805	\$699,549	86,536	8.70%	7.48%	8.82%
68681	AMPLIFY	Austin	(512) 836-5901	Kendall Garrison	25	\$994,465	\$804,797	61,047	5.09%	3.77%	9.40%
9880	ANDERSON COUNTY	Palestine	(903) 729-6788	Jessica Wilhite	271	\$17,700	\$3,702	1,833	2.29%	29.88%	17.12%
10739	ANDREWS SCHOOL	Andrews	(432) 523-9837	Patsy Sullens	360	\$6,697	\$3,388	730	-5.19%	18.29%	23.48%
67440	ANGELINA COUNTY TEACHERS	Lufkin	(936) 634-7922	Gayle Chandler	309	\$12,860	\$5,723	2,383	2.23%	7.59%	13.06%
67489	ANGELINA FEDERAL EMPLOYEES	Lufkin	(936) 632-7691	Carla Daniel-Kelley	221	\$31,062	\$21,573	2,577	10.74%	5.14%	14.81%
60608	ASSOCIATED CREDIT UNION OF TEXAS	League City	(409) 945-4474	Jack Click	57	\$419,985	\$307,981	40,870	5.20%	11.05%	10.65%
17243	ASSUMPTION BEAUMONT	Lumberton	(409) 755-6806	Patricia Bartz	441	\$487	\$377	85	1.16%	-8.70%	9.85%
17955	AUSTIN	Austin	(512) 444-6419	Mindy Bayer	220	\$31,243	\$22,633	2,872	-6.12%	2.28%	7.70%
4584	AUSTIN TELCO	Austin	(512) 302-5555	James Poplin	11	\$1,819,436	\$1,360,218	88,112	17.59%	17.28%	12.88%
16271	BAKER HUGHES	Houston	(713) 923-9559	Mark Levien	292	\$15,112	\$4,035	1,958	-0.21%	8.59%	10.03%
68358	BAPTIST	San Antonio	(210) 525-0100	Nick Holguin	205	\$37,864	\$31,039	7,721	10.62%	12.89%	8.36%
15563	BAYCEL	Bay City	(979) 244-3995	Paula Abshier	167	\$60,284	\$30,923	4,583	-2.48%	6.15%	19.39%
67544	BAYLOR HEALTH CARE SYSTEMS	Dallas	(214) 820-2342	Andy Reed	151	\$76,173	\$39,268	5,591	1.01%	14.77%	18.40%
23582	BAYOU CITY	Houston	(713) 704-4943	Ronald Groth	246	\$23,309	\$9,440	2,942	-8.54%	2.29%	8.65%
12892	BCM	Houston	(713) 798-4820	Tony Black	201	\$41,347	\$20,961	4,743	-2.95%	20.22%	9.30%
6062	BEACON	La Porte	(281) 471-1782	Jack Mcadoo	96	\$168,976	\$99,112	16,749	3.03%	4.06%	8.09%
67574	BEAUMONT COMMUNITY	Beaumont	(409) 899-1035	Vicki Cook	229	\$29,315	\$12,032	3,863	2.79%	0.49%	12.38%
15565	BELTON	Belton	(254) 215-2025	Christy Butler	397	\$4,015	\$2,097	816	-4.08%	8.12%	14.58%
514	BEN E KEITH COMPANY EMPLOYEES	Fort Worth	(817) 877-5700	Susan Bartek	333	\$9,914	\$5,240	1,913	-3.58%	3.87%	16.99%
10577	BIG SPRING EDUCATION EMPLOYEES	Big Spring	(432) 263-8393	Ashley Martin	178	\$53,089	\$20,721	4,474	1.67%	9.89%	13.75%
4078	BIVINS	Masterson	(806) 935-4226	Kelli Lanham	362	\$6,581	\$2,616	625	-3.51%	10.20%	15.49%
24304	BORDER	Del Rio	(830) 774-2328	Maria Martinez	102	\$151,824	\$100,790	25,222	3.39%	0.95%	15.49%
6625	BORGER	Borger	(806) 273-9506	Lisa Jones	275	\$16,487	\$10,371	2,210	2.61%	2.85%	13.50%
24445	BP	Houston	(281) 870-8000	Robert Corolla	119	\$120,869	\$88,906	7,113	-6.23%	-1.18%	11.43%
13062	BPS	Beeville	(361) 358-1622	Shirley Hensley	398	\$3,918	\$1,485	417	3.44%	8.18%	45.45%
67510	BRAZOS COMMUNITY	Alvin	(281) 581-3269	Wesley Shaw	258	\$20,445	\$18,228	2,062	10.81%	12.00%	20.34%
66353	BRAZOS VALLEY SCHOOLS	Katy	(281) 391-2149	Yvonne Kershner	33	\$787,816	\$305,247	55,188	9.93%	11.01%	9.23%
5462	BRAZOSPORT TEACHERS	Clute	(979) 265-5333	Donna Butterfrass	202	\$40,594	\$22,674	3,640	3.50%	8.83%	18.57%
24463	BRENTWOOD BAPTIST CHURCH	Houston	(713) 358-1459	Kay Rosebure	428	\$1,144	\$727	865	2.65%	-14.66%	8.38%
13873	BROWNFIELD	Brownfield	(806) 637-2751	Rhonda Duncan	312	\$12,642	\$7,016	2,750	-0.77%	42.85%	30.03%
20392	BROWNSVILLE CITY EMPLOYEES	Brownsville	(956) 548-6041	Aida Barbosa	366	\$6,376	\$4,358	1,501	-5.61%	3.58%	26.64%
11299	C A S E	Tyler	(903) 877-9113	Kim Christian	373	\$5,735	\$1,779	1,143	0.77%	-13.67%	13.45%
67581	CABOT & NOI EMPLOYEES	Pampa	(806) 665-0847	Virginia Fessenden	212	\$33,495	\$26,352	4,260	6.48%	-7.30%	9.09%
18935	CAL-COM	Port Lavaca	(361) 552-7476	Jessie Rodriguez	103	\$147,779	\$86,165	17,440	2.53%	-1.97%	11.46%

CH#	CREDIT UNION	CITY	PHONE	CEO	RANK	ASSETS (\$000)	LOANS (\$000)	MEMBERS	SHARE GROWTH	LOAN GROWTH	NET WORTH RATIO
67865	CAPITOL	Austin	(512) 477-9465	Pierre Cardenas	106	\$141,044	\$101,541	12,182	6.48%	7.79%	8.22%
16813	CAPROCK	Lamesa	(806) 872-5151	Dale Hansard	219	\$31,943	\$21,363	3,632	6.51%	4.64%	12.93%
67441	CAPROCK SANTA FE	Slaton	(806) 828-5825	Ann Marie Wright	196	\$42,841	\$19,552	4,666	2.18%	4.61%	35.73%
3833	C-E	Houston	(713) 645-4961	Caprisa Queen	253	\$21,616	\$15,967	3,387	3.65%	6.02%	8.21%
67416	CENTEX CITIZENS	Mexia	(254) 562-9296	Janis Massey	147	\$79,501	\$52,352	10,486	17.16%	-7.76%	17.99%
67602	CEN-TEX MANUFACTURING	Brownwood	(325) 646-3551	Erin Windham	320	\$11,338	\$8,161	1,391	19.43%	10.42%	16.50%
67425	CENTRAL TEXAS TEACHERS	Corsicana	(903) 874-6361	Jim Revill	301	\$13,516	\$6,115	1,731	-1.97%	22.16%	12.52%
7129	CHEMCEL	Bishop	(361) 584-6246	Michael Engel	114	\$125,343	\$90,560	9,466	12.34%	6.87%	11.72%
13591	CHEROKEE COUNTY	Rusk	(903) 683-2527	Kim De Leon	209	\$35,679	\$29,927	4,571	5.77%	35.29%	23.50%
10269	CHEROKEE COUNTY TEACHERS	Rusk	(903) 683-2630	Frank Ferrizita	304	\$13,293	\$8,939	2,029	-0.41%	1.23%	18.16%
15143	CHOCOLATE BAYOU COMMUNITY	Alvin	(281) 331-2253	Gary Angeles	116	\$121,988	\$56,053	13,222	2.64%	-1.85%	10.32%
10170	CITIZENS	Big Spring	(432) 267-6373	Jim Weaver	101	\$159,845	\$41,222	7,674	9.31%	33.09%	10.19%
67669	CITY	Dallas	(214) 515-0100	Sharon Moore	51	\$496,316	\$340,641	36,671	6.90%	6.31%	10.73%
5665	CITY	Amarillo	(806) 373-4313	Frank Ferrizita	184	\$48,524	\$41,415	2,766	39.63%	42.09%	8.69%
16061	CITY OF DEER PARK	Deer Park	(281) 479-3344	Lucie Burkett	378	\$5,440	\$3,678	538	-0.60%	22.45%	20.09%
3710	CITY PUBLIC SERVICE/IBEW	San Antonio	(210) 353-2376	Adam Conine	199	\$41,751	\$19,071	4,059	1.01%	-2.34%	14.31%
11164	COASTAL BEND PO	Victoria	(361) 572-4704	Michelle Aitchison	295	\$14,804	\$5,778	1,055	-1.80%	-2.58%	19.32%
11927	COASTAL COMMUNITY	Galveston	(409) 765-6067	Toni Leyva	158	\$67,488	\$42,047	10,388	-5.19%	-18.51%	7.63%
68482	COASTAL COMMUNITY AND TEACHERS	Corpus Christi	(361) 985-6810	Gina Prince	61	\$354,361	\$289,557	37,333	13.54%	25.35%	11.65%
10328	COASTAL TEACHERS	Port Lavaca	(361) 552-1558	Claudia Coward	379	\$5,433	\$3,070	1,062	-6.02%	-4.21%	8.02%
60409	COBURN	Beaumont	(409) 838-9957	Debra Norman	351	\$7,549	\$3,051	937	-5.74%	3.10%	16.70%
14166	COCHRAN COUNTY SCHOOLS	Morton	(806) 266-9251	Eugenia Dupler	361	\$6,613	\$4,367	835	12.28%	2.20%	13.81%
15788	COMMON CENTS	Beaumont	(409) 842-5233	Donnielle Goff	211	\$33,817	\$26,945	3,311	5.01%	8.69%	12.95%
10706	COMMUNITIES OF ABILENE	Abilene	(325) 691-2300	Louis Zientek	105	\$142,454	\$93,873	11,808	1.87%	1.70%	9.37%
68021	COMMUNITY RESOURCE	Baytown	(281) 422-3611	Russell Ballard	45	\$564,704	\$463,998	49,540	10.70%	5.01%	9.32%
67974	COMMUNITY SERVICE	Huntsville	(936) 295-3980	Brenda Hooker	127	\$102,658	\$80,155	11,017	5.91%	2.79%	11.04%
12697	COMPLEX COMMUNITY	Odessa	(432) 550-9126	Jason Berridge	47	\$549,498	\$338,346	40,147	4.98%	8.79%	11.60%
4684	CONCHO EDUCATORS	San Angelo	(325) 944-4551	Jerry Merrill	143	\$81,911	\$37,122	6,981	4.59%	11.22%	10.04%
67473	CONCHO VALLEY	San Angelo	(325) 658-7557	Kimberly Perrine	261	\$19,396	\$9,631	1,492	8.69%	12.07%	10.42%
67576	COOPERATIVE TEACHERS	Tyler	(903) 561-2603	Tim Miller	121	\$114,192	\$88,253	6,199	3.78%	-0.59%	12.87%
68011	CORNER STONE	Lancaster	(972) 218-9266	Stacey McDonald	280	\$16,059	\$12,811	3,984	-2.63%	-9.64%	8.37%
67963	CORPUS CHRISTI POSTAL EMPLOYEES	Corpus Christi	(361) 888-5871	Mark Rasmussen	289	\$15,307	\$6,603	1,917	4.29%	0.86%	15.34%
67485	CORPUS CHRISTI SOUTHERN PACIFIC	Corpus Christi	(361) 888-8332	Orfi Benitez	412	\$3,009	\$2,627	780	3.58%	12.34%	20.28%
1750	COSDEN	Big Spring	(432) 264-2604	Laurie Barraza	195	\$43,010	\$11,230	3,645	5.30%	-3.23%	12.09%
24532	COVENANT SAVINGS	Killeen	(254) 634-8010	Harlan Williams	406	\$3,547	\$1,926	1,456	11.67%	11.63%	7.80%
5935	COWBOY COUNTRY	Premont	(361) 348-3578	Rena Smith	277	\$16,374	\$10,851	2,301	-0.41%	-3.56%	12.42%
24382	CREDIT HUMAN	San Antonio	(210) 258-1390	Steve Hennigan	6	\$3,210,474	\$2,917,719	233,110	4.13%	4.71%	11.01%
66327	CREDIT UNION OF TEXAS	Allen	(972) 263-9497	Eric Pointer	16	\$1,388,263	\$1,128,836	143,959	2.14%	-3.67%	9.64%
3430	C-T WACO	Waco	(254) 772-2774	Tina Cross	353	\$7,471	\$3,204	958	7.94%	-8.45%	8.54%
97099	CTECU	Houston	(713) 432-0038	Jackie Kapalski	236	\$26,402	\$7,696	1,604	-8.04%	-11.92%	19.23%
11452	CY-FAIR	Houston	(281) 890-7676	Cameron Dickey	75	\$263,804	\$212,330	25,281	7.74%	8.31%	9.25%
67547	DALLAS U.P. EMPLOYEES	Dallas	(214) 371-5611	Ginger Boldin	252	\$21,672	\$9,560	1,434	3.05%	0.13%	22.75%
67535	DATCU	Denton	(940) 387-8585	Glen McKenzie	21	\$1,044,507	\$912,131	103,561	3.75%	6.62%	15.70%
67531	DEL RIO SP	Del Rio	(830) 775-9360	Patty Harrison	388	\$4,354	\$691	784	-6.27%	-11.41%	34.71%
62446	DOCHES	Nacogdoches	(936) 569-7700	Jamie Flores	183	\$48,657	\$29,825	10,635	9.19%	-4.30%	13.40%
21383	DOMINO	Texarkana	(903) 832-3906	Joy Waters	162	\$64,234	\$41,186	5,093	5.11%	-0.44%	15.35%
15146	DUGOOD	Beaumont	(409) 899-3430	Jada Kelley	64	\$343,927	\$209,397	31,653	4.63%	5.40%	12.21%
9457	E M O T	Abilene	(325) 673-3728	Jerry McIver	323	\$10,894	\$2,890	662	0.82%	2.11%	27.27%
67761	EAST TEXAS PROFESSIONAL	Longview	(903) 323-0230	Byron Norton	42	\$653,193	\$463,763	73,351	5.66%	6.18%	21.34%
97098	EASTEX	Evadale	(409) 276-2525	Loretta Chatagnier	138	\$87,857	\$53,282	10,508	3.92%	-1.98%	11.52%
66366	EDINBURG TEACHERS	Edinburg	(956) 259-3511	Jeff Moats	131	\$97,358	\$17,574	12,677	3.32%	4.65%	23.78%
67494	EDUCATION	Amarillo	(806) 358-7777	Eric Jenkins	71	\$278,059	\$219,240	27,623	7.24%	6.56%	14.18%
24470	EDUCATION FIRST	Beaumont	(409) 898-3770	Keith Brenek	56	\$426,856	\$224,619	35,963	5.58%	12.62%	11.58%
67611	EDUCATORS	Waco	(254) 776-7900	Joe Hutry	58	\$415,310	\$184,042	27,960	1.43%	17.15%	17.63%
67928	EECU	Fort Worth	(817) 882-0000	Lonnie Nicholson	9	\$2,504,825	\$2,013,391	222,571	10.33%	11.94%	12.37%
1409	EL PASO AREA TEACHERS	El Paso	(915) 843-8328	Max Villarronga	40	\$665,398	\$512,041	62,219	0.96%	14.61%	12.88%
12266	ELLIS COUNTY TEACHERS AND EMP.	Waxahachie	(972) 937-4560	Lisa Pope	284	\$15,736	\$9,670	2,301	4.12%	3.14%	13.43%
21904	EMPLOYEES UNITED	Paris	(903) 784-6861	Delayna Gray	318	\$11,820	\$3,006	1,520	4.97%	-12.70%	28.53%
24769	EMPOWERMENT COMM. DEVELOPMENT	Houston	(713) 726-2515	Delores Gentry	429	\$1,112	\$492	723	-11.04%	-11.70%	7.19%
61936	ENERGY CAPITAL	Houston	(832) 604-4848	Linda Pearsall	81	\$224,239	\$174,687	17,250	3.37%	-3.39%	10.68%
67456	EVERMAN PARKWAY	Fort Worth	(817) 293-8412	Charlotte Douglas	389	\$4,341	\$3,053	682	-9.76%	-15.85%	33.17%
1792	EVOLVE	El Paso	(915) 593-5866	Ken Walters	67	\$315,626	\$204,199	20,001	2.12%	-1.26%	10.75%
12859	FAITH COOPERATIVE	Dallas	(972) 228-5222	Stephanie Johnson	425	\$1,528	\$970	877	11.22%	-1.87%	10.61%
678	FAMILY 1ST OF TEXAS	Fort Worth	(817) 847-8992	Landra Szymanski	288	\$15,339	\$12,518	2,180	1.96%	-3.22%	10.40%
17254	FANNIN	Bonham	(903) 583-8131	Eric Weeks	192	\$44,839	\$31,774	6,068	11.67%	7.83%	12.19%
19741	FANNIN COUNTY TEACHERS	Bonham	(903) 583-4326	Pam Compton	334	\$9,846	\$7,226	1,152	8.63%	0.01%	22.08%
20303	FARMERS BRANCH CITY EMPLOYEES	Farmers Branch	(972) 241-5365	Sharon Ayala	386	\$4,413	\$3,007	913	3.54%	11.84%	22.35%
4195	FCI	Texarkana	(903) 223-6404	Bree Fulmer	369	\$6,279	\$5,324	1,081	-5.56%	2.45%	14.06%
67414	FEDERAL EMPLOYEES	Texarkana	(903) 792-5433	Leigh Anne Jeans	405	\$3,580	\$1,807	477	-3.91%	13.08%	18.74%
67408	FEDSTAR	College Station	(979) 846-7456	Mary Beth Borroni	232	\$27,746	\$10,968	2,176	6.71%	-7.91%	12.61%
13290	FIRST ABILENE	Abilene	(325) 670-2429	Megan Allred	152	\$74,325	\$55,124	10,001	7.55%	3.60%	11.25%

CH#	CREDIT UNION	CITY	PHONE	CEO	RANK	ASSETS (\$000)	LOANS (\$000)	MEMBERS	SHARE GROWTH	LOAN GROWTH	NET WORTH RATIO
67609	FIRST BASIN	Odessa	(432) 333-5600	Shem Culpepper	74	\$269,478	\$182,378	27,407	2.34%	-14.11%	10.51%
67644	FIRST CENTRAL	Waco	(254) 776-9333	Jobetsy Tyler	133	\$96,926	\$56,332	16,691	8.67%	2.05%	15.05%
67652	FIRST CLASS AMERICAN	Fort Worth	(817) 834-9777	Nancy Croix-Stroud	171	\$57,349	\$43,884	5,884	4.10%	-6.66%	7.02%
66818	FIRST COMMUNITY	Houston	(281) 856-5300	Ron Downing	15	\$1,541,379	\$1,162,753	133,785	8.39%	5.44%	9.65%
67542	FIRST PRIORITY	Abilene	(325) 692-4089	Cathy Higgins	279	\$16,274	\$7,982	1,432	2.54%	6.71%	8.73%
68605	FIRST SERVICE	Houston	(713) 676-7777	David Bleazard	34	\$759,319	\$633,486	65,364	8.15%	5.03%	9.88%
10174	FIRSTLIGHT	El Paso	(915) 562-1172	Karl Murphy	19	\$1,134,340	\$910,225	108,763	3.23%	2.92%	9.23%
62509	FIRSTMARK	San Antonio	(210) 342-8484	N. Tarwasokono	22	\$1,020,011	\$697,231	96,694	0.17%	-6.50%	11.14%
68643	FIVEPOINT	Nederland	(409) 962-8793	Erik Shaw	39	\$678,313	\$499,055	47,596	14.82%	5.43%	11.07%
67532	FORT WORTH CITY	Fort Worth	(817) 732-2803	Ron Fox	87	\$212,006	\$99,394	14,599	4.16%	16.59%	12.51%
68471	FORT WORTH COMMUNITY	Bedford	(817) 835-5000	Richard Howdeshell	24	\$1,001,619	\$631,443	86,872	7.18%	-0.59%	8.77%
68005	FREESTONE	Teague	(254) 739-2594	Deanne Harris	193	\$43,508	\$25,808	4,334	7.47%	2.17%	10.01%
20267	FRIO COUNTY	Pearsall	(830) 334-2368	Aine Morales	364	\$6,482	\$4,890	1,504	-4.71%	-2.98%	25.31%
9843	FRIONA TEXAS	Friona	(806) 250-2736	Juan Tafoya	305	\$13,283	\$4,395	1,631	4.76%	4.07%	17.23%
20391	G. P. M.	San Antonio	(210) 357-2222	Kathy Barrera	426	\$1,296	\$635	177	-24.42%	-11.57%	29.77%
67427	GALVESTON GOVERNMENT EMPLOYEES	Dickinson	(409) 908-9834	Rachel Jones	354	\$7,409	\$6,327	2,238	13.35%	8.28%	7.26%
7092	GALVESTON SCHOOL EMPLOYEES	Galveston	(409) 762-4974	Evelyn Gulley	409	\$3,128	\$2,235	1,161	-2.88%	-0.21%	10.72%
60058	GECU	El Paso	(915) 778-9221	Crystal Long	7	\$2,939,087	\$2,563,020	394,511	7.62%	2.50%	11.05%
8585	GENCO	Waco	(254) 776-9550	Neil Ling	66	\$317,940	\$225,886	39,264	4.81%	6.12%	12.36%
4015	GENERATIONS	San Antonio	(210) 229-1800	Ken Raymie	46	\$551,807	\$366,176	48,874	9.38%	-0.85%	9.74%
66857	GERMANIA	Brenham	(979) 830-7505	Nick Tonelli	296	\$14,707	\$10,726	2,457	45.58%	61.49%	10.16%
2073	GO	Dallas	(214) 742-6551	Bert Beal	113	\$125,757	\$95,999	14,988	0.84%	-8.63%	8.40%
8298	GOLDEN TRIANGLE	Groves	(409) 962-3434	Christa Hollier	213	\$33,283	\$16,756	2,617	2.59%	6.28%	15.33%
21710	GOODYEAR SAN ANGELO	San Angelo	(325) 245-3746	Marshall Stewart	415	\$2,735	\$2,227	306	9.09%	-1.67%	11.39%
24465	GOVERNMENT EMPLOYEES	Austin	(512) 339-9812	Dee Crisp	104	\$145,670	\$85,046	9,882	4.70%	11.65%	8.66%
60307	GRAND PRAIRIE	Grand Prairie	(972) 262-7935	Brenda Jenkins	269	\$18,045	\$7,706	1,891	10.04%	-2.73%	10.19%
11995	GREATER CENTRAL TEXAS	Killeen	(254) 690-2274	Bobby Whitson	244	\$24,296	\$7,752	2,443	-0.68%	15.57%	8.79%
7590	GREATER TEXAS	Austin	(512) 458-2558	Howard Baker	38	\$688,131	\$458,727	70,033	8.73%	-2.95%	8.41%
60205	GULF	Groves	(409) 963-1191	Todd Gaudin	72	\$277,935	\$153,008	25,952	-2.61%	-1.81%	7.86%
4060	GULF COAST	Corpus Christi	(361) 980-8203	Jeremy Garza	88	\$211,426	\$193,029	12,738	1.31%	2.60%	11.07%
5648	GULF COAST EDUCATORS	Pasadena	(281) 487-9333	Linda Lukaszewski	28	\$860,109	\$489,157	42,242	21.63%	17.85%	16.32%
2442	GULF SHORE	Texas City	(409) 945-2318	Susan Herring	302	\$13,341	\$8,776	1,885	-14.58%	9.18%	8.23%
15961	H & H	Stinnett	(806) 878-2452	Tina Hunter	188	\$46,160	\$22,168	3,474	1.15%	-4.94%	18.38%
15297	HALE COUNTY TEACHERS	Plainview	(806) 296-2485	Judy Weatherford	348	\$7,799	\$6,127	1,371	6.12%	-1.36%	11.65%
7552	HARRIS COUNTY	Houston	(713) 755-5160	Vicky Squires	98	\$166,192	\$94,844	19,920	2.46%	10.41%	17.52%
11032	HEART O' TEXAS	Waco	(254) 751-1622	Melissa Hagenbuch	194	\$43,252	\$29,678	4,395	-10.65%	0.41%	10.08%
15650	HEB	San Antonio	(210) 938-7850	Lynn Kincaid	92	\$182,271	\$121,636	14,320	4.74%	5.86%	15.10%
1401	HEREFORD TEXAS	Hereford	(806) 364-1888	Brenda Fuentes	179	\$52,362	\$35,132	7,977	5.77%	4.47%	23.01%
6434	HERITAGE USA	Midland	(432) 681-1050	Adrian Rubio	174	\$54,864	\$44,669	5,855	-1.97%	6.50%	9.64%
60491	HIGHWAY DISTRICT 19 EMPLOYEES	Atlanta	(903) 796-4423	Vicki Stroman	326	\$10,410	\$4,848	1,642	-3.24%	2.35%	13.91%
67468	HIGHWAY DISTRICT 2	Fort Worth	(817) 346-4920	Dania Pearson	380	\$5,412	\$2,505	800	-13.74%	3.25%	22.42%
4148	HIGHWAY DISTRICT 21	McAllen	(956) 787-2701	Alicia Snell Sendejo	200	\$41,483	\$19,102	3,501	0.47%	-2.33%	17.58%
67469	HIGHWAY DISTRICT 9	Waco	(254) 756-6331	Rachel Nolen	384	\$4,703	\$1,123	728	-1.59%	-1.30%	21.29%
67474	HIGHWAY EMPLOYEES	Tyler	(903) 593-8987	Linda Akin	423	\$1,634	\$1,072	442	8.33%	-11.01%	26.70%
14001	HILCO	Kerrville	(830) 257-8238	Patsy Lampman	368	\$6,339	\$4,496	976	4.22%	4.63%	5.53%
67516	HOCKLEY COUNTY SCHOOL EMPLOYEES	Levelland	(806) 894-6204	Russell Vest	224	\$30,357	\$20,285	3,119	0.46%	-1.17%	12.25%
5450	HOMEPOR	Corpus Christi	(361) 986-9733	Jerry Shrode	307	\$13,065	\$5,930	2,876	-5.00%	-12.87%	8.13%
14091	HOUSTON	Sugar Land	(281) 243-0500	Chris Choat	36	\$700,193	\$462,892	61,276	8.40%	10.94%	8.90%
6318	HOUSTON BELT & TERMINAL	Humble	(281) 548-3377	Julie Rice	392	\$4,180	\$3,352	610	-9.47%	10.52%	28.63%
67627	HOUSTON HIGHWAY	Houston	(713) 864-4438	Craig Atkinson	176	\$53,674	\$29,039	3,744	-6.92%	-15.50%	8.10%
24570	HOUSTON METROPOLITAN	Houston	(713) 699-0795	Malcom Rene	166	\$60,290	\$45,622	16,341	-1.63%	2.81%	12.15%
2357	HOUSTON POLICE	Houston	(713) 237-8700	Ayn Talley	35	\$751,409	\$452,809	29,736	3.07%	4.44%	14.26%
258	HOUSTON TEXAS FIRE FIGHTERS	Houston	(713) 864-0959	Steve Gilman	73	\$273,318	\$146,902	17,195	6.03%	2.58%	14.88%
61021	I.B.E.W. LOCAL #681	Wichita Falls	(940) 723-1277	Bailey Wylie	434	\$890	\$492	301	-1.55%	-20.02%	14.12%
20469	I.B.E.W. LU 66	Pasadena	(713) 946-6513	Angela Berry	346	\$8,000	\$6,811	1,281	13.70%	13.06%	11.12%
19393	IBEW 116	Fort Worth	(817) 335-3658	Charisse Miller	395	\$4,069	\$1,748	887	-4.99%	4.18%	8.66%
20503	IBEW COMMUNITY	Beaumont	(409) 833-8271	Kimberly Monceaux	274	\$16,593	\$11,609	1,814	10.36%	-3.06%	8.44%
17253	ILA 1351	La Porte	(281) 470-1813	Jan Stewart	300	\$13,530	\$6,255	965	-3.34%	10.72%	17.96%
19983	ILA 28	Pasadena	(281) 476-9388	Kimberly Brown	356	\$7,141	\$4,291	823	3.77%	18.46%	25.07%
67651	INTERCORP	Amarillo	(806) 371-7792	Karen Allison	394	\$4,085	\$3,025	706	-11.50%	-7.71%	17.90%
68505	INTOUCH	Plano	(214) 291-1776	Kent Lugrand	31	\$812,749	\$698,379	90,340	-4.07%	-10.17%	9.40%
67637	INVESTEX	Humble	(281) 449-0109	Keith Kearney	82	\$222,388	\$105,047	22,970	11.45%	1.46%	9.82%
24481	IRVING CITY EMPLOYEES	Irving	(972) 259-1233	Jim Ladner	160	\$65,888	\$32,348	4,567	3.63%	-2.55%	10.81%
20581	J.C.T.	Edna	(361) 872-5745	Lori Matus	344	\$8,195	\$4,083	644	1.05%	8.64%	11.64%
10324	JACKSON COUNTY	Edna	(361) 782-0708	Lori Matus	370	\$6,082	\$4,805	749	6.47%	-1.58%	9.09%
68675	JAFARI NO-INTEREST	Houston	(866) 341-1214	Imran Dhanji	427	\$1,211	\$527	319	49.37%	43.65%	28.31%
14762	JSC	Houston	(281) 488-7070	Brandon Michaels	10	\$2,248,027	\$1,011,521	132,421	4.18%	42.22%	11.44%
8344	KBR HERITAGE	Houston	(713) 753-3022	Regina Lancaster	142	\$82,315	\$25,534	5,324	-3.97%	5.34%	14.83%
15467	KELLY COMMUNITY	Tyler	(903) 597-7291	Michelle Small	123	\$108,688	\$83,751	8,921	3.89%	0.51%	13.26%
1558	KERR COUNTY	Kerrville	(830) 896-6800	Sandy Lumbley	141	\$82,571	\$67,056	10,757	8.22%	2.10%	7.84%
67869	KEYSTONE	Tyler	(903) 882-4343	Angela Powers	207	\$36,483	\$33,085	3,623	-6.10%	10.56%	27.86%

CH#	CREDIT UNION	CITY	PHONE	CEO	RANK	ASSETS (\$000)	LOANS (\$000)	MEMBERS	SHARE GROWTH	LOAN GROWTH	NET WORTH RATIO
1524	KILGORE SHELL EMPLOYEES	Kilgore	(903) 984-5654	Tammy Strickland	419	\$2,107	\$1,504	266	-3.92%	-5.94%	17.46%
14734	LA JOYA AREA	La Joya	(956) 585-6207	John Alaniz	182	\$49,319	\$35,510	15,843	1.72%	10.72%	10.70%
11011	LAREDO	Laredo	(956) 722-3971	Rafael Martinez	118	\$121,736	\$51,262	19,506	-3.13%	-0.91%	10.41%
12472	LAREDO FIRE DEPARTMENT	Laredo	(946) 722-7841	Gilberto Ramos	311	\$12,650	\$11,422	1,611	2.20%	5.51%	10.74%
10424	LAS COLINAS	Irving	(214) 273-5094	Kevin Scott	154	\$72,643	\$57,987	9,551	3.16%	4.42%	9.04%
67537	LCRA	Austin	(737) 212-0030	Betty Mueller	251	\$21,754	\$8,305	2,493	0.16%	-10.82%	12.50%
13777	LEFORS	Lefors	(806) 835-2773	Amanda Murray	387	\$4,363	\$2,217	683	-6.31%	-15.54%	18.23%
67641	LEHRER INTERESTS	Garwood	(979) 758-3221	Ralph Savino	417	\$2,206	\$287	111	5.41%	-22.38%	20.62%
5384	LETOURNEAU	Longview	(903) 234-3480	Debbie Martin	255	\$21,116	\$2,179	1,370	-2.40%	-9.95%	23.71%
14052	LIBERTY COUNTY TEACHERS	Liberty	(936) 336-7236	Cathy Thibodeaux	265	\$18,722	\$10,172	2,990	3.50%	-0.29%	9.29%
61604	LIBERTYONE	Arlington	(469) 212-0238	Mike Funk	108	\$133,817	\$99,732	8,225	0.29%	9.65%	11.06%
21279	LIFE	Denton	(940) 565-5423	Dustin Fuller	250	\$22,024	\$16,725	1,968	8.32%	-16.70%	8.03%
6012	LIFETIME	Richardson	(972) 766-6732	Darryl Trammell	185	\$48,426	\$31,822	5,536	2.18%	3.89%	19.06%
68529	LIGHT COMMERCE	Houston	(281) 876-7576	Harlene Johnson	414	\$2,787	\$2,186	824	-7.41%	3.76%	21.23%
67519	LINKAGE	Waco	(254) 754-1168	Mandy Holle	294	\$14,907	\$8,170	2,091	-0.92%	0.55%	16.58%
12289	LITTLEFIELD SCHOOL EMPLOYEES	Littlefield	(806) 385-4791	Cari McCurry	430	\$1,107	\$431	229	10.84%	-11.64%	15.02%
16429	LOCAL 20 IBEW	Grand Prairie	(214) 363-9223	Ken Everitt	365	\$6,442	\$3,966	2,980	5.95%	5.92%	8.39%
14656	LOCAL 24 EMPLOYEES	Pasadena	(713) 926-8383	Gisela Verastegui	315	\$12,048	\$3,141	1,157	-2.60%	10.66%	17.45%
68449	LONE STAR	Dallas	(214) 327-9367	Becky Reed	117	\$121,887	\$94,043	10,790	-5.57%	-0.71%	8.04%
1130	LONGVIEW	White Oak	(903) 297-4522	Rachel Ochoa	401	\$3,701	\$2,876	606	-0.15%	15.27%	19.38%
67527	LONGVIEW CONSOLIDATED	Longview	(903) 234-9998	Wanda Striegler	327	\$10,398	\$6,691	1,879	-2.96%	-3.59%	19.12%
3878	LUBBOCK TELCO	Lubbock	(806) 797-8044	Dewey Tucker	377	\$5,500	\$1,476	637	-7.48%	-16.24%	28.20%
60378	LUBRIZOL EMPLOYEES'	Deer Park	(281) 479-6651	Rose Flores	191	\$45,904	\$23,878	3,182	-1.57%	6.25%	13.79%
16351	LUFKIN	Lufkin	(936) 632-4397	Julie Slusher	214	\$33,229	\$18,791	4,228	2.38%	3.34%	24.22%
2724	MARATHON REPUBLIC	Texas City	(409) 948-1769	Judy Boles	343	\$8,340	\$4,136	1,399	-4.23%	-9.49%	11.64%
5686	MARSHALL T&P EMPLOYEES	Marshall	(903) 938-2311	Beverly Bennett	306	\$13,184	\$8,769	1,390	9.48%	1.70%	18.73%
67545	MATAGORDA COUNTY	Bay City	(979) 245-8674	Mindy Neel	228	\$29,485	\$13,967	2,660	-1.22%	-0.26%	12.19%
10461	MCLENNAN COUNTY EMPLOYEES	Waco	(254) 757-5015	Alan Boyd	259	\$20,375	\$5,319	1,348	2.06%	-4.88%	26.55%
10481	MCMURREY	Tyler	(903) 595-3300	Janette Tkach	254	\$21,551	\$17,255	1,685	-3.13%	0.76%	14.55%
97089	MCT	Port Neches	(409) 727-1446	Thad Angelle	68	\$299,977	\$190,457	20,541	0.70%	0.17%	11.24%
577	MEMBER PREFERRED	Fort Worth	(817) 222-2288	Misty Miller	310	\$12,682	\$10,973	1,315	14.30%	14.34%	13.50%
67649	MEMBERS	Cleburne	(817) 641-4031	Paul Elkins	146	\$80,106	\$47,951	8,339	2.08%	2.68%	9.94%
67508	MEMBERS CHOICE	Houston	(281) 398-9900	Randy Theilig	43	\$609,032	\$444,725	38,122	3.61%	3.73%	9.32%
199	MEMBERS CHOICE OF CENTRAL TEXAS	Waco	(254) 776-7070	Don Cox	90	\$189,303	\$143,127	21,853	0.39%	-9.04%	12.21%
4020	MEMBERS FINANCIAL	Midland	(432) 520-3443	Becky Wisdom	231	\$28,821	\$18,025	4,716	-15.16%	-19.71%	9.27%
67658	MEMBERS FIRST	Corpus Christi	(361) 991-6178	Greg Fair	110	\$130,673	\$61,129	11,894	0.93%	-2.59%	21.87%
1584	MEMBERS TRUST OF THE SOUTHWEST	Houston	(281) 953-7200	Brian Gilbert	100	\$160,048	\$112,817	7,769	9.44%	10.23%	8.33%
68440	MEMBERSOURCE	Houston	(713) 627-4000	Kenny Harrington	91	\$187,864	\$152,854	17,133	-4.89%	-1.24%	9.11%
62571	MEMORIAL	Houston	(713) 778-4400	Tom Rogers	153	\$74,102	\$66,276	9,754	0.24%	5.97%	10.43%
67436	MESQUITE	Mesquite	(972) 285-8951	Lisa Connell	215	\$33,214	\$20,629	4,006	2.03%	-4.19%	7.97%
24324	MET TRAN	Houston	(713) 861-4780	Jeff McGuire	341	\$8,366	\$5,440	2,599	-11.10%	-6.41%	18.25%
7731	METHODIST HOSPITAL EMPLOYEES	Dallas	(214) 947-1365	Molly Hinkley	335	\$9,445	\$3,360	2,013	4.92%	-2.86%	10.76%
67517	METRO MEDICAL	Dallas	(214) 630-0611	Craig White	156	\$71,790	\$25,009	7,192	0.10%	-11.66%	13.99%
67475	MIDLAND MUNICIPAL EMPLOYEES	Midland	(432) 685-7933	Amber Pearce	263	\$18,924	\$4,287	1,510	-0.59%	16.98%	10.55%
24454	MID-TEX	Brownwood	(325) 646-5266	Bob Haggood	238	\$25,866	\$14,218	3,367	4.88%	10.00%	7.92%
67549	MIDWESTERN STATE UNIVERSITY	Wichita Falls	(940) 397-4622	Renee Hensley	374	\$5,732	\$2,830	877	-6.07%	23.67%	14.18%
68606	MOBILITY	Irving	(214) 574-2000	Ron Perry	83	\$220,852	\$195,588	16,418	9.19%	12.16%	8.64%
491	MOBILOIL	Beaumont	(409) 892-1111	John Doucet	27	\$863,633	\$637,881	60,572	8.92%	-2.78%	12.61%
11458	MOORE COUNTY SCHOOLS	Dumas	(806) 935-5423	Debbie Willis	349	\$7,684	\$4,258	877	3.00%	1.53%	9.26%
1129	MOPAC EMPLOYEES	Palestine	(903) 729-3226	Bernice Carrell	293	\$15,011	\$13,151	2,273	-3.41%	5.03%	11.38%
1	MORRIS SHEPPARD TEXARKANA	Texarkana	(903) 798-3918	J. Abercrombie	342	\$8,343	\$7,648	1,283	0.34%	16.74%	12.46%
24605	MOUNT OLIVE BAPTIST CHURCH	Arlington	(817) 261-9325	Charlotte Willis	350	\$7,609	\$4,987	1,319	-2.90%	2.27%	17.35%
856	MOUNTAIN STAR	El Paso	(915) 544-2215	Robert Carrillo	226	\$30,146	\$15,022	4,425	-1.38%	-10.08%	11.81%
9807	MT. CARMEL CHURCH	Houston	(713) 641-1954	Stephanie Martin	391	\$4,267	\$2,230	955	-7.39%	-15.83%	21.53%
67642	MTCU	Midland	(432) 688-7300	Jana Haney	111	\$129,451	\$71,762	8,232	-0.90%	5.79%	9.60%
17361	MUSICIANS	Arlington	(817) 469-6040	Rose Mathews	438	\$710	\$448	209	12.07%	-4.05%	12.55%
68545	MY	Watauga	(817) 428-2463	Mark Massey	186	\$47,388	\$23,073	6,995	-2.45%	-7.73%	8.68%
68682	MY COMMUNITY	Midland	(432) 688-8400	Donna Neal	55	\$429,108	\$339,501	37,525	14.60%	12.77%	9.64%
10994	NAFT	Pharr	(956) 787-2774	George Bailey	136	\$89,809	\$53,303	11,710	4.98%	5.78%	15.84%
67570	NATIONAL OILWELL VARCO EMPLOYEES	Houston	(713) 634-3471	Stacey Adams	297	\$14,084	\$3,347	1,922	-10.03%	6.34%	24.66%
67407	NAVARRO	Corsicana	(903) 872-2291	Elaine Jemigan	413	\$2,979	\$1,245	785	-7.14%	-8.53%	37.46%
68615	NAVY ARMY COMMUNITY	Corpus Christi	(361) 986-4500	Gerry Morrow	5	\$3,264,304	\$2,981,476	188,405	7.88%	11.40%	11.07%
67578	NCE	Corpus Christi	(361) 882-4780	Paula Garza	381	\$5,155	\$3,395	1,560	1.68%	3.54%	20.41%
7916	NECHES	Port Neches	(409) 722-1174	Jason Landry	41	\$660,202	\$456,662	65,600	10.70%	6.72%	14.29%
67681	NEIGHBORHOOD	Dallas	(214) 748-9393	Chet Kimmell	32	\$810,063	\$582,572	56,261	13.88%	5.67%	10.45%
6304	NEIMAN MARCUS GROUP EMPLOYEES	Dallas	(214) 573-5322	Deborah Lohrke	314	\$12,092	\$7,308	3,690	4.39%	7.22%	12.33%
24384	NIZARI PROGRESSIVE	Sugar Land	(281) 921-8520	S. Jaffer	94	\$173,723	\$138,475	13,021	8.51%	15.75%	12.41%
68432	NORTH EAST TEXAS	Lone Star	(903) 656-2576	Kay Stewart	99	\$161,716	\$93,051	14,290	8.33%	8.87%	11.66%
19171	NORTHEAST PANHANDLE TEACHERS	Perryton	(806) 435-9522	Brandon Wood	256	\$21,008	\$12,246	2,616	-6.20%	-0.39%	16.06%
14170	NORTHEAST TEXAS TEACHERS	Paris	(903) 785-6682	Brian Lawrence	237	\$26,348	\$7,837	3,049	5.41%	-8.36%	13.61%
2158	NRCS	Fort Worth	(817) 921-9302	Pamela Blevins	337	\$9,098	\$5,649	1,062	-2.08%	9.26%	13.46%

CH#	CREDIT UNION	CITY	PHONE	CEO	RANK	ASSETS (\$000)	LOANS (\$000)	MEMBERS	SHARE GROWTH	LOAN GROWTH	NET WORTH RATIO
24804	OAK CLIFF CHRISTIAN	Dallas	(214) 672-9180	Colette Shaw	367	\$6,343	\$4,119	1,950	7.22%	4.75%	8.41%
67498	OAK FARMS EMPLOYEES	Houston	(713) 547-7118	Anita Hogue	393	\$4,135	\$3,116	817	-6.60%	-9.90%	25.43%
67534	ODESSA EMPLOYEES	Odessa	(432) 333-2510	Sheila Kelly	268	\$18,137	\$9,880	1,413	2.61%	1.28%	14.63%
6175	OLD OCEAN	Old Ocean	(979) 316-4833	Terry Settle	217	\$32,391	\$15,716	3,069	-2.53%	4.11%	12.91%
2115	ONE SOURCE	El Paso	(915) 592-0223	Bruce Truman	128	\$102,291	\$58,267	13,901	-2.54%	-6.91%	12.74%
67498	ORANGE COUNTY TEACHERS	Orange	(409) 886-7197	Steven Barrett	442	\$315	\$0	60	-40.32%	-100.00%	43.90%
17067	OUR MOTHER OF MERCY PARISH HOUSTON	Houston	(713) 675-3000	Paul Withey	411	\$3,038	\$1,195	702	-4.29%	-18.38%	18.53%
66582	P.I.E.	Houston	(713) 551-0494	Jessica Inman	325	\$10,470	\$3,503	1,177	-17.98%	-10.75%	19.73%
8858	PAMCEL COMMUNITY	Pampa	(806) 688-7041	Debbie Stokes	308	\$12,909	\$4,357	1,238	6.61%	-19.95%	15.70%
67621	PAMPA MUNICIPAL	Pampa	(806) 665-8875	Ellen Gage	404	\$3,586	\$3,139	539	-1.66%	-1.56%	9.47%
2046	PAMPA TEACHERS	Pampa	(806) 665-0057	Debra Howell	290	\$15,245	\$12,290	2,171	-4.48%	-0.88%	9.09%
3571	PANTEX	Borger	(806) 273-5692	Cliff Murley	85	\$219,572	\$54,587	15,580	3.15%	-5.55%	19.19%
67499	PARIS DISTRICT	Paris	(903) 785-5424	Tom Hodges	439	\$648	\$201	219	-4.56%	-19.32%	14.19%
9246	PASADENA MUNICIPAL	Pasadena	(713) 477-4068	Susan Hardy	317	\$11,914	\$5,501	1,276	-1.70%	4.80%	19.22%
67476	PASADENA POSTAL	Pasadena	(713) 473-9349	Jennifer Key	407	\$3,302	\$2,408	452	13.73%	-1.64%	12.94%
17105	PEAR ORCHARD	Beaumont	(409) 842-4343	Frank Owens	432	\$993	\$675	332	4.05%	1.35%	19.12%
11761	PECO	Mineral Wells	(940) 325-8900	Dale Young	390	\$4,319	\$2,398	845	-4.35%	15.72%	10.16%
177	PEOPLE'S TRUST	Houston	(713) 428-3200	Angela McCathran	52	\$463,674	\$257,449	32,532	-2.72%	-13.78%	10.50%
15817	PILGRIM CUCC	Houston	(713) 524-8783	June Washington	433	\$918	\$576	262	0.96%	-12.56%	11.42%
24818	PIONEER MUTUAL	Sugar Land	(281) 566-8000	Shaukat Ali	93	\$176,869	\$113,534	8,955	4.23%	13.07%	14.12%
12274	PLAINS	Plainview	(806) 293-7091	Mickie Gregory	403	\$3,615	\$2,925	610	-2.53%	12.02%	15.16%
61457	PLUS4	Houston	(713) 970-6200	Vladimir Stark	115	\$122,493	\$91,942	19,143	0.07%	-6.47%	9.40%
67582	POLLOCK EMPLOYEES	Dallas	(214) 637-3924	Gene Pittman	385	\$4,491	\$3,435	1,019	0.47%	4.89%	12.72%
7023	PORT ARTHUR COMMUNITY	Port Arthur	(409) 729-7938	Sabrina Miguez	262	\$19,112	\$13,640	2,460	-5.91%	-6.61%	13.00%
8413	PORT ARTHUR TEACHERS	Port Arthur	(409) 729-3075	Cindy Drummond	216	\$33,039	\$9,651	3,502	-7.10%	-7.25%	13.03%
60782	PORT OF HOUSTON	Houston	(713) 670-2424	Carol Harvey	357	\$7,086	\$5,116	896	-7.29%	-10.73%	25.71%
21029	PORT OF HOUSTON WAREHOUSE	Houston	(713) 673-5565	Paul Withey	383	\$5,077	\$1,122	268	5.95%	-19.45%	13.11%
14512	PORT TERMINAL	Houston	(713) 926-5000	April Graham	336	\$9,362	\$2,945	640	1.58%	18.47%	31.43%
67554	POSTEL FAMILY	Wichita Falls	(940) 761-8600	Rick Hanson	164	\$61,687	\$36,305	6,308	0.51%	-3.34%	10.84%
2077	PRAIRIE VIEW	Prairie View	(936) 857-4925	Gloria Hall	399	\$3,847	\$1,516	770	-10.96%	-18.94%	8.27%
67507	PRESTIGE COMMUNITY	Dallas	(972) 715-4444	Sammy Shanafelt	124	\$105,114	\$85,091	8,633	0.77%	4.79%	8.09%
2131	PRIMEWAY	Houston	(713) 460-1661	Annette Zimmerman	49	\$528,010	\$415,072	47,673	3.98%	7.90%	9.05%
67428	PUBLIC EMPLOYEES	Austin	(512) 474-1955	Gary Whitcomb	62	\$350,675	\$224,309	23,488	2.37%	-4.08%	10.13%
8111	RANDOLPH-BROOKS	Universal City	(210) 945-3333	Chris O'Connor	2	\$9,675,518	\$7,462,758	869,934	10.94%	2.67%	12.90%
5029	RED RIVER EMPLOYEES	Texarkana	(903) 733-3000	Bradley Bailey	23	\$1,005,002	\$716,768	111,757	10.72%	1.19%	10.78%
24867	REDEEMER	Greenville	(903) 213-6010	Emmanuel Olaniran	416	\$2,286	\$1,762	590	46.95%	106.70%	29.19%
67486	REED	Houston	(713) 673-3333	Dorothy Hyan	276	\$16,482	\$2,576	1,302	-2.38%	-4.33%	15.29%
61532	REEVES COUNTY TEACHERS	Pecos	(432) 447-6192	Luz Elva Jaramillo	303	\$13,319	\$8,852	1,691	-0.19%	-5.95%	8.80%
12365	REFUGIO COUNTY	Refugio	(361) 526-2275	Tamara Moehr	313	\$12,339	\$5,911	1,255	-1.48%	2.51%	15.77%
68325	RELYON	Dallas	(214) 357-3328	Sarah Spooner	159	\$66,245	\$51,451	6,517	1.77%	11.88%	8.91%
68439	RESOURCE ONE	Dallas	(214) 319-3100	Mary Beth Spuck	48	\$541,219	\$472,720	66,344	12.45%	15.34%	9.33%
61734	RIO GRANDE VALLEY	Haringen	(956) 423-5792	Missy Morrow	122	\$109,896	\$56,698	16,335	11.84%	7.89%	9.79%
926	RIVER CITY	San Antonio	(210) 225-6866	Jeff Ivey	125	\$104,690	\$93,311	11,458	-1.57%	-4.87%	7.03%
19926	ROCKDALE	Rockdale	(512) 446-2583	Ron Montgomery	150	\$78,149	\$18,000	7,047	5.14%	4.79%	11.66%
9799	ROCKET	McGregor	(254) 840-2873	Terry Sloan	240	\$25,561	\$22,586	3,034	18.27%	15.57%	7.91%
5866	SABINE	Orange	(409) 988-1300	Kenita Dougharty	86	\$213,774	\$136,849	14,693	3.34%	2.08%	11.66%
3946	SACRED HEART PARISH HALLETTSVILLE	Hallettsville	(361) 798-4361	Laurie Janak	197	\$42,434	\$22,335	2,619	2.01%	5.98%	10.73%
15001	SALT EMPLOYEES	Grand Saline	(903) 962-5870	Patty Carter	421	\$1,772	\$1,169	408	1.52%	10.26%	38.82%
3080	SAN ANGELO	San Angelo	(325) 653-8320	Laura Whisenhunt	239	\$25,746	\$19,613	3,794	7.03%	11.16%	8.88%
11721	SAN PATRICIO COUNTY TEACHERS	Sinton	(361) 364-3683	Melodie Brett	222	\$30,743	\$22,507	3,991	-9.06%	-4.40%	11.22%
9971	SANTA FE	Amarillo	(806) 373-0736	Steven Adee	107	\$136,028	\$87,874	10,728	5.00%	2.00%	12.85%
67625	SCHLUMBERGER EMPLOYEES	Sugar Land	(281) 285-4551	Harold Otis	30	\$830,264	\$242,595	30,387	0.10%	0.71%	17.42%
67612	SCOTT & WHITE EMPLOYEES	Temple	(254) 778-3199	Celeste Kaylor	180	\$51,202	\$20,164	5,006	6.44%	1.80%	8.65%
10551	SCURRY COUNTY SCHOOL	Snyder	(325) 573-6568	Jackie Smith	339	\$8,822	\$4,426	1,282	0.02%	3.64%	23.19%
6008	SEAGOVILLE	Seagoville	(972) 287-5685	Eric Benson	273	\$17,111	\$5,174	1,053	-4.26%	2.08%	16.04%
5547	SECURITY FIRST	McAllen	(956) 661-4000	Erasmo Ramos	65	\$341,104	\$273,441	51,114	-0.78%	17.17%	10.20%
11065	SECURITY SERVICE	San Antonio	(210) 476-4000	Jim Laffoon	1	\$9,823,931	\$8,647,376	788,628	3.38%	-1.39%	9.97%
3064	SELECT	San Antonio	(210) 223-6561	Tammy Zacharie	187	\$46,766	\$40,802	6,723	15.33%	7.84%	17.44%
17154	SEMINOLE PUBLIC SCHOOLS	Seminole	(432) 758-3942	Steven Scott	358	\$6,827	\$3,085	775	-0.26%	5.34%	22.40%
67645	SERVICE 1ST	Greenville	(903) 457-4686	Michael Bailey	161	\$64,359	\$43,934	5,350	3.19%	15.24%	10.10%
67477	SHARED RESOURCES	Pasadena	(713) 473-9244	Stephanie Salazar	225	\$30,281	\$21,923	3,200	7.53%	-5.72%	9.61%
1941	SHELL	Deer Park	(713) 844-1100	Jose Rodriguez	18	\$1,181,244	\$963,711	109,174	14.18%	3.81%	10.39%
12259	SHERWIN	Portland	(361) 704-9100	Sandra Reyes	352	\$7,522	\$4,170	1,837	-5.71%	2.67%	34.00%
60396	SKEL-TEX	Skellytown	(806) 848-2413	Terr Cone	375	\$5,717	\$3,447	597	-3.44%	9.51%	21.00%
67927	SMART FINANCIAL	Houston	(713) 850-1600	Larry Seidl	37	\$699,499	\$463,575	71,554	1.94%	3.51%	10.38%
8237	SOUTH TEXAS	McAllen	(956) 618-7500	Federico Castillo	189	\$46,141	\$20,150	7,176	5.61%	-15.06%	6.26%
68300	SOUTH TEXAS AREA RESOURCES	Corpus Christi	(361) 242-7827	Lester Warby	190	\$46,054	\$17,958	5,291	0.92%	-5.64%	12.31%
7024	SOUTH TEXAS REGIONAL	Laredo	(956) 723-0363	Annabelle Sosa	372	\$5,833	\$5,049	1,334	-9.04%	-6.01%	9.07%
9214	SOUTHERN	Houston	(713) 232-7774	Shalonda Dawkins	140	\$83,404	\$48,797	4,032	-11.91%	-10.33%	37.06%
67660	SOUTHERN STAR	Houston	(713) 934-1460	Debbie Cailhan	266	\$18,448	\$9,688	3,039	-4.40%	-3.01%	15.14%
15815	SOUTHLAND	Lufkin	(936) 639-2311	Jonathan Matthews	181	\$50,044	\$36,104	6,180	5.23%	4.55%	13.78%

CH#	CREDIT UNION	CITY	PHONE	CEO	RANK	ASSETS (\$000)	LOANS (\$000)	MEMBERS	SHARE GROWTH	LOAN GROWTH	NET WORTH RATIO
67550	SOUTHWEST 66	Odessa	(432) 363-6600	Elizabeth Newman	139	\$84,783	\$55,497	10,423	-1.72%	18.02%	11.49%
22157	SOUTHWEST AIRLINES	Dallas	(214) 357-5577	Cynde Jones	44	\$588,660	\$445,764	57,381	10.23%	8.79%	11.96%
15327	SOUTHWEST FINANCIAL	Dallas	(214) 630-7111	Melanie Kennedy	165	\$61,476	\$53,161	10,333	-3.91%	0.18%	18.39%
60533	SOUTHWEST HERITAGE	Odessa	(432) 367-8993	Ronny Haynes	95	\$171,606	\$128,818	11,928	3.77%	1.47%	10.63%
10913	SOUTHWEST RESEARCH CENTER	San Antonio	(210) 684-1054	Alice Viera	155	\$72,011	\$33,178	5,413	0.54%	-6.18%	9.30%
9496	SP TRAINMEN	Houston	(713) 453-1010	Karen Place	410	\$3,097	\$1,039	566	-1.63%	37.23%	31.97%
61135	SPACE CITY	Houston	(713) 222-1244	Craig Rohden	137	\$89,185	\$68,944	8,808	7.65%	3.80%	9.33%
61438	SPCO	Houston	(713) 455-8586	Tim Adams	206	\$36,934	\$29,453	3,444	-4.52%	-0.48%	9.84%
23525	ST. LUKE'S COMMUNITY	Houston	(281) 464-8286	George Bishop	424	\$1,542	\$409	294	4.67%	30.59%	8.56%
67512	STAR OF TEXAS	Austin	(512) 458-8253	Stephanie Sievers	208	\$36,349	\$24,354	3,058	-2.86%	48.65%	13.03%
18559	STARR COUNTY TEACHERS	Rio Grande City	(956) 487-4044	Emma Gonzalez	223	\$30,529	\$10,946	5,048	1.61%	-3.99%	17.01%
18816	STEC	Nursery	(361) 485-6125	Lisa Poncio	355	\$7,217	\$2,066	782	-9.57%	-12.58%	19.07%
11773	SWEENEY TEACHERS	Sweeny	(979) 548-2662	Denise Upton	420	\$2,098	\$1,558	677	-14.24%	-15.55%	15.43%
67520	SWEETEX	Longview	(903) 753-1150	Lawanda Drennan	328	\$10,274	\$3,656	872	-8.29%	-0.24%	33.78%
11377	SWEETWATER REGIONAL	Sweetwater	(325) 235-4319	Gail Rose	345	\$8,046	\$3,473	1,474	2.60%	6.95%	20.08%
5325	SWEMP	Texarkana	(903) 793-2274	Betty Ferguson	330	\$10,139	\$8,282	953	-4.88%	3.91%	17.35%
23605	SYNERGY	San Antonio	(210) 345-2222	Sean Murphy	76	\$254,698	\$202,550	11,780	5.18%	0.65%	14.42%
67462	T & FS EMPLOYEES	Port Arthur	(409) 982-0891	Belinda Flowers	434	\$890	\$695	501	-0.83%	0.17%	22.00%
6687	T & P LONGVIEW	Longview	(903) 753-3207	Tammy Byrnes	324	\$10,654	\$7,093	1,120	-3.55%	-5.53%	20.51%
60051	TARRANT COUNTY'S	Fort Worth	(817) 884-1470	Lily Newfarmer	135	\$92,128	\$75,537	11,254	6.54%	-1.67%	9.42%
8589	TC TEACHERS	Texas City	(409) 942-2617	Brad Jackson	359	\$6,803	\$2,242	957	-5.90%	-9.81%	16.82%
60705	TECU	Lake Jackson	(979) 297-1154	Steph Sherrodd	4	\$3,609,985	\$3,153,897	341,195	12.22%	4.53%	8.76%
10776	TEACHERS ALLIANCE	Longview	(903) 758-4662	Bredgett Mumphrey	437	\$806	\$235	597	-26.76%	-31.86%	37.55%
20147	TEAM FINANCIAL	Houston	(281) 876-2501	Lynda Milton	382	\$5,082	\$3,728	1,317	-7.43%	6.96%	3.18%
66351	TELCO PLUS	Longview	(903) 753-5588	Randall Pearson	163	\$61,866	\$44,512	7,961	0.64%	14.04%	16.53%
67573	TEMPLE SANTA FE COMMUNITY	Temple	(254) 778-7222	Mike Hamby	270	\$17,732	\$12,824	1,780	7.83%	7.87%	7.94%
6726	TEMPLE-INLAND	Diboll	(936) 829-1616	Diane Brock	267	\$18,278	\$8,621	1,743	8.30%	-5.68%	14.15%
67579	TEX MEX	Laredo	(956) 722-1032	Enrique Villarreal	322	\$11,140	\$7,761	3,779	21.27%	11.57%	23.14%
3938	TEXAN SKY	Dumas	(806) 935-3333	Eddie Phillips	177	\$53,259	\$40,794	8,097	9.32%	1.34%	14.26%
60806	TEXANS	Richardson	(972) 348-2000	David Frazier	14	\$1,606,023	\$922,233	115,115	-0.18%	-1.13%	8.84%
24567	TEXAR	Texarkana	(903) 223-0000	Kelly Mitchell	63	\$345,713	\$254,919	32,272	-7.35%	7.58%	14.97%
5822	TEXARKANA TERMINAL EMPLOYEES	Texarkana	(903) 794-8216	Ronda Nichols	316	\$11,996	\$8,777	1,549	-4.37%	-2.81%	9.41%
5497	TEXAS	Dallas	(214) 748-9556	Cathy Perry	173	\$56,421	\$29,451	7,089	-2.42%	-2.22%	6.64%
23184	TEXAS ASSOCIATIONS OF PROF.	San Antonio	(210) 593-1200	Paula Grigsby	203	\$39,524	\$36,991	1,843	-3.24%	5.79%	9.55%
67465	TEXAS BAY	Houston	(713) 852-6700	Jesse Gutierrez	50	\$501,806	\$400,674	47,163	15.18%	7.96%	9.85%
61306	TEXAS BRIDGE	Corpus Christi	(361) 855-4494	David Brooks	168	\$59,916	\$41,988	6,743	4.89%	1.15%	9.14%
1879	TEXAS COMMUNITY	Kingsville	(361) 595-5538	Imelda Garza	264	\$18,876	\$14,788	2,396	10.58%	17.06%	12.50%
67511	TEXAS DPS	Austin	(512) 452-5211	Cassy Sass	145	\$80,128	\$47,456	6,394	4.87%	2.46%	8.81%
67452	TEXAS HEALTH	Austin	(512) 454-4636	Tammy Botkin	134	\$96,221	\$64,754	5,416	10.47%	-1.37%	10.91%
18218	TEXAS LEE	Houston	(713) 965-0744	Susannah Wong	436	\$889	\$663	110	25.04%	20.71%	7.39%
5337	TEXAS PEOPLE	Fort Worth	(817) 731-2756	Stuart Himmelstein	242	\$24,744	\$15,619	2,609	3.40%	-14.90%	18.35%
3828	TEXAS PLAINS	Amarillo	(806) 373-6641	Kasha Young	204	\$39,335	\$28,982	8,325	9.04%	6.80%	14.99%
12858	TEXAS TECH	Lubbock	(806) 742-3606	Chris Hutson	84	\$220,695	\$171,658	24,644	14.96%	8.23%	11.44%
67490	TEXAS TELCOM	Dallas	(214) 320-8818	Stephen Gibson	175	\$54,400	\$26,322	3,567	-4.08%	-10.68%	15.63%
68434	TEXAS TRUST	Mansfield	(972) 263-5171	Jim Minge	17	\$1,344,027	\$957,556	117,938	8.51%	3.81%	10.94%
2322	TEXASGULF	Wharton	(979) 282-2300	Michael Stery	109	\$133,676	\$93,833	13,278	7.36%	6.15%	13.15%
68608	TEHELL	Temple	(254) 773-1604	Tony Hale	59	\$406,685	\$338,510	41,243	14.72%	10.08%	10.83%
11576	TEHILLCO SCHOOL EMPLOYEES	Kernville	(830) 896-3977	Mark Bigott	283	\$15,759	\$14,653	2,030	9.23%	10.79%	8.47%
4292	TEXOMA	Fritch	(806) 857-3319	Fred Cooper	321	\$11,228	\$4,764	991	-5.46%	5.21%	22.46%
61527	TEXOMA COMMUNITY	Wichita Falls	(940) 851-4000	John Buckley	97	\$168,355	\$140,234	19,183	6.14%	6.67%	11.46%
11670	TEXOMA EDUCATORS	Sherman	(903) 892-1505	Louella Williams	132	\$97,048	\$41,242	7,982	0.91%	19.95%	13.62%
17953	TEXSTAR	Kenedy	(830) 583-3443	Tina Garcia	243	\$24,440	\$5,594	1,469	1.16%	0.25%	9.25%
67480	THD DISTRICT 17	Bryan	(979) 778-8433	Karen Sessions	402	\$3,662	\$2,453	488	13.63%	5.60%	20.29%
67421	THE ELECTRIC UTILITIES	Big Spring	(432) 263-3442	Carol Jeter	371	\$6,052	\$2,243	665	-14.17%	8.10%	13.96%
22747	THE LOCAL	Dallas	(214) 638-0404	Jim Ratliff	247	\$22,784	\$19,043	5,152	-3.37%	4.39%	19.43%
8290	THE PEOPLE'S	Amarillo	(806) 359-8571	Arthur Hornell	89	\$194,358	\$116,208	22,356	7.01%	6.60%	8.06%
13931	THIRD COAST	Corpus Christi	(361) 814-3463	Loss Thomas	299	\$13,756	\$2,986	1,922	4.65%	-29.28%	27.60%
67835	TRANS TEXAS SOUTHWEST	San Angelo	(325) 944-3184	Toni Sudduth	198	\$42,383	\$29,234	2,833	1.05%	-4.52%	12.63%
7484	TRANSTAR	Houston	(832) 201-0190	James Tuggle	227	\$30,081	\$25,071	3,532	1.72%	-1.64%	6.52%
67604	TRAVIS COUNTY	Austin	(512) 477-2641	Alicia Quezada	210	\$33,982	\$22,287	3,059	6.56%	1.71%	7.72%
67634	TRINITY VALLEY TEACHERS	Palestine	(903) 729-0207	James Ives	230	\$28,986	\$6,002	3,435	-2.99%	7.53%	27.44%
67439	TX DOT	Abilene	(325) 676-8925	Toni Nelson	291	\$15,173	\$13,002	2,000	26.50%	26.96%	14.29%
67638	TYLER CITY EMPLOYEES	Tyler	(903) 592-8012	Mari Ann Morgan	260	\$19,582	\$14,928	2,836	-3.78%	7.84%	17.63%
15049	UNION FIDELITY	Houston	(713) 869-9053	Cindy Hester	257	\$20,634	\$7,494	4,976	-4.92%	1.45%	18.10%
67417	UNION PACIFIC EMPLOYEES	Beaumont	(409) 842-2560	Darlene Stokes	400	\$3,722	\$2,629	584	-6.14%	3.95%	22.58%
68664	UNION SQUARE	Wichita Falls	(940) 720-8000	John Barad	60	\$372,925	\$269,956	24,314	7.56%	5.11%	12.18%
67587	UNITED	Tyler	(903) 595-3604	Sherri McElyea	241	\$25,384	\$16,376	2,478	-5.11%	-10.09%	7.85%
68369	UNITED COMMUNITY	Houston	(713) 674-5778	Mac McDermott	129	\$100,524	\$79,563	12,391	3.55%	-3.61%	10.12%
67493	UNITED ENERGY	Humble	(281) 964-1777	Debbie Hendrix	235	\$26,477	\$15,023	3,651	1.53%	6.14%	18.02%
68251	UNITED HERITAGE	Austin	(512) 435-4545	Buddy Schroeder	20	\$1,076,815	\$875,417	67,139	8.79%	3.87%	9.38%
67588	UNITED SAVERS TRUST	Houston	(713) 462-2553	Charlotte Aubry	363	\$6,512	\$5,789	1,004	1.37%	6.32%	7.33%

CH#	CREDIT UNION	CITY	PHONE	CEO	RANK	ASSETS (\$000)	LOANS (\$000)	MEMBERS	SHARE GROWTH	LOAN GROWTH	NET WORTH RATIO
97107	UNITED TEXAS	San Antonio	(210) 561-4500	Kyle Ashley	77	\$250,837	\$178,233	16,544	3.97%	0.61%	9.57%
68589	UNITY ONE	Fort Worth	(817) 306-3100	Gary Williams	78	\$247,321	\$178,622	30,228	2.39%	-11.66%	7.90%
1367	UNIVERSITY	Austin	(512) 467-8080	Tony Budet	8	\$2,680,066	\$2,221,573	314,649	11.56%	6.24%	8.97%
66372	USE	Tomball	(713) 595-3400	Jessica Gillen	144	\$80,457	\$40,065	6,898	-0.09%	-0.58%	8.16%
13132	USI	Deer Park	(713) 209-1310	Thomas Butler	287	\$15,434	\$4,708	1,194	-4.34%	10.06%	32.67%
850	VALLEY	Brownsville	(956) 546-3108	Olga Villarreal	149	\$78,732	\$41,732	9,627	5.47%	-1.34%	14.86%
21788	VALWOOD PARK	Carrollton	(972) 446-0540	Tammy Perkins	249	\$22,598	\$14,369	2,685	9.98%	6.97%	15.58%
67661	VATAT	Austin	(512) 472-3258	Rosario Rodriguez	340	\$8,508	\$6,550	1,115	6.42%	-4.52%	15.59%
68359	VELOCITY	Austin	(512) 469-7000	Debbie Mitchell	29	\$849,083	\$598,880	87,339	2.88%	-7.00%	14.58%
3736	VICTORIA	Victoria	(361) 578-2965	Jenny Ruiz	329	\$10,221	\$5,297	1,286	13.35%	11.88%	12.40%
13672	VICTORIA CITY-COUNTY EMPLOYEES	Victoria	(361) 578-9888	Paul Withey	347	\$7,871	\$4,852	1,025	3.61%	66.81%	12.20%
10327	VICTORIA TEACHERS	Victoria	(361) 576-3168	Blake Matus	285	\$15,535	\$5,834	1,268	1.27%	5.08%	31.47%
21368	VIDOR TEACHERS	Vidor	(409) 769-3348	Kathy Wright	408	\$3,235	\$2,479	514	0.38%	-6.82%	15.87%
6368	WACO	Waco	(254) 753-0361	Tony Head	278	\$16,282	\$6,525	2,062	1.34%	1.68%	8.01%
5555	WACONIZED	Waco	(254) 755-8820	Connie Surfus	396	\$4,034	\$1,704	546	-2.57%	-14.21%	22.05%
12068	WALKER COUNTY	Huntsville	(936) 291-2171	Toi Williamson	218	\$32,009	\$23,352	4,720	0.99%	14.91%	14.42%
67571	WARD COUNTY	Monahans	(432) 943-3445	Kay Rankin-Swan	272	\$17,491	\$4,307	1,402	8.01%	1.34%	8.39%
12181	WELLSRING	Bridge City	(409) 697-2461	David Meaux	172	\$57,084	\$44,263	6,839	6.89%	10.35%	8.14%
67592	WEST TEXAS	Odessa	(432) 332-8171	N. Torans-Dominguez	170	\$57,547	\$31,183	5,104	-1.80%	9.06%	8.79%
5373	WESTEX	Lubbock	(806) 765-5701	Vicki Love	157	\$71,606	\$32,173	7,036	1.88%	2.28%	10.77%
67915	WESTEX COMMUNITY	Kermit	(432) 586-6631	Devora Mitchell	120	\$116,982	\$63,574	12,816	12.55%	23.02%	10.96%
67458	WHARTON COUNTY TEACHERS	Wharton	(979) 532-1930	Bob Riley	331	\$10,115	\$1,071	857	-6.26%	41.95%	19.67%
6317	WICHITA FALLS	Wichita Falls	(940) 322-9328	Stacy Rogers	245	\$23,473	\$10,872	2,469	5.93%	7.69%	14.03%
2112	WICHITA FALLS TEACHERS	Wichita Falls	(940) 692-7096	Angela Clark	148	\$79,367	\$47,957	6,334	-1.72%	2.13%	12.99%
16373	WINDTHORST	Windthorst	(940) 423-6776	Judy Koetter	169	\$57,580	\$37,628	2,900	7.60%	29.54%	15.34%
61524	WITCO HOUSTON EMPLOYEES	Rosenberg	(281) 342-5907	John Herne	431	\$1,045	\$724	152	-20.54%	-32.60%	31.63%
7677	WT-NM ATLANTIC	Denver City	(806) 592-9225	Joe English	422	\$1,681	\$968	418	-0.76%	1.99%	21.11%
10502	YANTIS	Yantis	(903) 383-2400	Shelly Ogle	248	\$22,751	\$14,197	2,014	7.94%	2.11%	15.56%
6472	YOAKUM COUNTY	Plains	(806) 456-2929	Tina Snead	338	\$8,902	\$5,457	1,241	2.54%	4.55%	20.00%



UTAH CREDIT UNIONS | DATA AS OF 12.31.19

	2015	2016	2017	2018	2019	2019 Growth	5-Year CAGR
<b>Number of Credit Unions</b>	<b>70</b>	<b>68</b>	<b>66</b>	<b>62</b>	<b>60</b>	<b>-3.23%</b>	<b>-3.04%</b>
<b>Number of Members</b>	2,142,227	2,318,124	2,534,828	2,750,493	2,972,271	<b>8.06%</b>	<b>6.77%</b>
<b>Total Assets (\$000)</b>	\$20,039,938	\$22,776,886	\$25,506,082	\$28,499,978	\$32,188,060	<b>12.94%</b>	<b>9.94%</b>
<b>Total Shares (\$000)</b>	\$17,281,214	\$19,652,196	\$21,999,306	\$24,753,493	\$28,146,060	<b>13.71%</b>	<b>10.25%</b>
<b>Total Loans (\$000)</b>	\$14,802,721	\$17,057,482	\$19,886,688	\$23,066,284	\$25,615,702	<b>11.05%</b>	<b>11.59%</b>
<b>Total Capital (\$000)</b>	\$2,281,798	\$2,533,150	\$2,812,444	\$3,224,785	\$3,646,738	<b>13.08%</b>	<b>9.83%</b>

CH#	CREDIT UNION	CITY	PHONE	CEO	RANK	ASSETS (\$000)	LOANS (\$000)	MEMBERS	SHARE GROWTH	LOAN GROWTH	NET WORTH RATIO
64332	ALPINE	Orem	(801) 225-0256	Paul Atkinson	14	\$226,040	\$165,030	23,303	4.91%	0.52%	11.35%
24694	AMERICA FIRST	Riverdale	(801) 627-0900	John Lund	1	\$11,712,644	\$9,358,174	1,089,451	13.78%	11.09%	10.97%
8187	AMERICAN UNITED	West Jordan	(801) 359-9600	Michelle Thorne	13	\$266,007	\$207,251	23,069	17.53%	6.97%	13.70%
67140	BECKSTRAND AND ASSOCIATES	Salt Lake City	(801) 944-7722	J. Christofferson	59	\$214	\$0	15	-99.94%	-100.00%	71.75%
13833	CUP	Provo	(801) 374-1170	Annette Elmer	44	\$5,935	\$3,982	1,257	-1.05%	-17.85%	16.74%
24688	CYPRUS	West Jordan	(801) 260-7600	Todd Adamson	6	\$1,149,915	\$1,006,869	117,207	20.28%	11.65%	11.52%
24708	DESERET FIRST	West Valley City	(801) 906-9657	Shane London	8	\$712,986	\$535,014	71,158	1.59%	3.83%	7.40%
13790	DESERTVIEW	Huntington	(435) 687-2472	Michael Nelson	30	\$35,036	\$20,034	4,316	4.45%	-0.43%	13.52%
16264	DEVILS SLIDE	Morgan	(801) 829-6900	Jill Carrigan	42	\$14,658	\$8,688	1,417	11.03%	3.62%	12.06%
24709	EASTERN UTAH COMMUNITY	Price	(435) 637-2443	Bruce Yost	18	\$137,644	\$90,190	11,679	6.48%	13.12%	11.63%
67127	EDUCATION 1ST	Ogden	(801) 392-4877	Kent Greenfield	31	\$34,604	\$28,112	2,687	0.19%	3.03%	10.46%
9163	ELEVATE	Brigham City	(435) 723-3437	Scott Webre	16	\$145,675	\$86,275	12,739	10.78%	17.79%	22.48%
67064	EMPLOYEES FIRST	Logan	(435) 752-8175	Craig Russell	53	\$1,594	\$267	610	-2.90%	-8.78%	29.63%
67079	FIREFIIGHTERS	Salt Lake City	(801) 487-3219	Thomas Gourdin	26	\$44,964	\$33,156	3,650	-2.08%	-0.40%	11.66%
67129	FREEDOM	Provo	(801) 375-2120	Ken Payne	28	\$41,653	\$31,287	3,788	10.30%	-0.35%	11.49%
14917	GIBBONS AND REED EMPLOYEES	Salt Lake City	(801) 322-4010	Bill Christopherson	45	\$5,863	\$1,845	1,573	6.66%	-14.99%	15.90%
24693	GOLDENWEST	Ogden	(801) 337-8300	Kerry Wahlen	3	\$1,742,042	\$1,341,097	143,695	12.05%	10.34%	14.09%
67075	GRAND COUNTY	Moab	(435) 259-6124	Sam Crane	29	\$41,442	\$35,440	5,787	21.96%	19.90%	7.78%
24726	GRANITE	Salt Lake City	(801) 288-3000	Lynn Kuehne	9	\$512,788	\$342,013	29,227	10.04%	-0.38%	11.07%
13599	GRANITE FURNITURE EMPLOYEES	Woods Cross	(801) 485-1052	Ralph Jenkins	54	\$1,146	\$966	195	-0.65%	24.40%	29.39%
24902	HERCULES FIRST	Salt Lake City	(801) 968-9011	Brett Blackburn	22	\$101,571	\$60,892	7,719	3.65%	2.54%	11.28%
61453	HI-LAND	Salt Lake City	(801) 261-8909	Blair Asay	25	\$51,066	\$33,460	2,818	5.05%	6.30%	20.58%
67078	HOLLYFRONTIER EMPLOYEE'S	Bountiful	(801) 298-1024	Meagan Nattress	43	\$6,068	\$5,856	824	-7.88%	-2.72%	23.40%
24746	HORIZON UTAH	Farmington	(801) 451-5064	Randy Gailley	17	\$141,994	\$91,091	13,255	-0.53%	-2.05%	9.86%
24698	JORDAN	Sandy	(801) 566-4195	Lindsey Merritt	12	\$291,677	\$189,430	26,889	3.07%	5.67%	10.10%
67160	KINGS PEAK	Roosevelt	(435) 722-3795	Ryan Reynolds	39	\$18,839	\$13,689	2,245	34.39%	5.68%	7.00%
9398	LOCAL UNION 354 IBEW	Salt Lake City	(801) 975-9693	Linda Perschon	34	\$28,223	\$21,696	2,677	5.62%	8.09%	12.77%
24763	LOGAN CACHE RICH	Logan	(435) 563-6882	Ann Godfrey	35	\$26,193	\$12,469	2,553	4.49%	4.19%	13.57%
14571	LOGAN MEDICAL	Logan	(435) 716-5392	Dale Howe	36	\$25,015	\$17,954	2,279	11.25%	15.62%	16.15%
67067	MEADOW GOLD EMPLOYEES	Salt Lake City	(801) 908-7113	Lynn Nelson	47	\$4,636	\$2,609	529	-3.92%	-19.68%	24.39%
67153	MEMBERS FIRST	Brigham City	(435) 723-5231	Brad Barber	19	\$136,273	\$80,993	13,150	10.50%	0.02%	11.06%
60494	MILLARD COUNTY	Fillmore	(435) 743-6545	Steve Shiner	27	\$41,711	\$22,846	5,683	7.79%	12.17%	11.34%
24692	MOUNTAIN AMERICA	Sandy	(801) 325-6228	Sterling Nielsen	2	\$9,348,808	\$8,004,977	879,651	15.57%	14.56%	9.47%
67005	NATIONAL JACL	Salt Lake City	(801) 424-5225	Dean Hirabayashi	33	\$30,019	\$17,510	3,551	-0.36%	5.10%	11.97%
67146	NEBO	Springville	(801) 491-3691	Dale Phelps	21	\$102,425	\$74,758	12,211	10.00%	4.70%	17.73%
6920	NEPHI WESTERN EMPLOYEES	Nephi	(435) 623-1895	Judy Truscott	32	\$34,007	\$28,052	3,680	8.98%	-6.03%	34.81%
13224	NORTH SANPETE	Fairview	(435) 462-9075	Jessica Clare	55	\$944	\$777	440	-0.11%	-3.79%	24.99%
13965	OREM CITY EMPLOYEES	Orem	(801) 229-7168	Thomas Phelps	50	\$3,296	\$1,551	718	-1.60%	3.02%	13.02%
67056	P&S	Salt Lake City	(801) 973-0575	Stewart Mouritsen	41	\$14,751	\$13,615	1,739	-15.19%	7.99%	10.47%
67147	PACIFIC HORIZON	Springville	(801) 489-3605	Steve Clayson	24	\$75,305	\$66,594	7,623	9.42%	9.48%	10.33%
67108	PRESTO LEWISTON EMPLOYEES	Lewiston	(435) 716-8588	Gaylene Stone	58	\$350	\$251	147	12.94%	0.54%	25.31%
67110	PROVO POLICE & FIRE DEPARTMENT	Provo	(801) 377-5634	Sheldon Lindsay	52	\$2,502	\$1,881	918	-10.55%	0.49%	14.42%
67163	SAN JUAN	Blanding	(435) 678-2124	Sherrill Patterson	37	\$23,177	\$16,229	5,282	15.21%	4.50%	11.89%
67149	SEA	Richfield	(435) 201-2085	Will Jolley	48	\$4,633	\$2,979	872	-3.77%	4.23%	25.79%
67130	SOUTH SANPETE	Manti	(435) 835-2261	Jake Hill	56	\$943	\$870	189	-13.80%	24.41%	9.50%
67165	TANNER EMPLOYEES	Salt Lake City	(801) 483-8396	Kevin Louder	46	\$5,784	\$3,820	1,000	-4.67%	-2.02%	13.95%
66705	TRANSWEST	Salt Lake City	(801) 487-1692	Bret Rigby	15	\$146,976	\$119,823	13,197	2.47%	7.82%	10.12%
67131	TRI-COUNTY	Panguitch	(435) 676-2754	Nick Reynolds	60	\$174	\$48	76	1.52%	-30.34%	26.27%
67156	UINTAH	Vernal	(435) 789-8353	Dan Olsen	49	\$3,330	\$1,106	1,041	-7.51%	-14.67%	15.74%
24710	UNIVERSITY	Salt Lake City	(801) 481-8800	Jack Butters	5	\$1,174,154	\$979,473	100,056	13.13%	8.78%	10.72%
7546	UTAH	Salt Lake City	(801) 328-1521	Doug Huntsman	38	\$20,883	\$12,117	1,975	2.28%	5.98%	11.67%
10709	UTAH COMMUNITY	Provo	(801) 223-8188	Bret Vanausdal	4	\$1,679,503	\$1,146,309	205,470	22.51%	7.97%	10.38%
528	UTAH FIRST	Salt Lake City	(801) 320-2600	Darin Moody	10	\$501,692	\$431,081	23,942	27.52%	19.38%	10.73%
67076	UTAH HERITAGE	Moroni	(435) 436-8288	Donald Watson	23	\$83,075	\$59,271	8,014	15.65%	3.67%	10.15%
67132	UTAH POWER	Salt Lake City	(801) 708-8900	Ryan Pollick	7	\$726,237	\$364,649	27,118	6.15%	9.44%	13.53%
67157	UTAH PRISON EMPLOYEES	Draper	(801) 576-7490	Kristine Argyle	51	\$3,034	\$2,707	1,337	-15.08%	17.18%	9.78%
14657	VALLEY WIDE	Vernal	(435) 789-6918	Monica Marchant	57	\$440	\$394	163	-4.69%	2.16%	22.93%
24773	VAREX	Salt Lake City	(801) 973-5052	Tammy Phillips	40	\$16,056	\$7,984	1,308	3.93%	1.36%	16.85%
24780	WASATCH PEAKS	Ogden	(801) 627-8700	Blake Burrell	11	\$349,133	\$297,631	33,013	6.69%	2.88%	11.41%
11520	WEBER STATE	Ogden	(801) 399-9728	Vickie van der Have	20	\$130,310	\$110,569	10,096	6.67%	4.64%	9.50%

VERMONT CREDIT UNIONS | DATA AS OF 12.31.19

	2015	2016	2017	2018	2019	2019 Growth	5-Year CAGR
<b>Number of Credit Unions</b>	<b>21</b>	<b>21</b>	<b>19</b>	<b>19</b>	<b>19</b>	<b>0.00%</b>	<b>-1.98%</b>
<b>Number of Members</b>	344,318	352,666	367,673	381,974	390,125	<b>2.13%</b>	<b>2.53%</b>
<b>Total Assets (\$000)</b>	\$3,735,643	\$3,962,863	\$4,190,738	\$4,385,336	\$4,738,998	<b>8.06%</b>	<b>4.87%</b>
<b>Total Shares (\$000)</b>	\$3,284,274	\$3,455,974	\$3,632,481	\$3,777,783	\$4,083,960	<b>8.10%</b>	<b>4.45%</b>
<b>Total Loans (\$000)</b>	\$2,665,041	\$2,916,737	\$3,230,642	\$3,430,833	\$3,782,901	<b>10.26%</b>	<b>7.26%</b>
<b>Total Capital (\$000)</b>	\$386,514	\$411,358	\$442,245	\$472,128	\$517,883	<b>9.69%</b>	<b>6.03%</b>

CH#	CREDIT UNION	CITY	PHONE	CEO	RANK	ASSETS (\$000)	LOANS (\$000)	MEMBERS	SHARE GROWTH	LOAN GROWTH	NET WORTH RATIO
65090	CENTRAL VERMONT MEDICAL CENTER	Barre	(802) 371-4211	Patrick Reeves	16	\$12,477	\$5,188	1,764	1.75%	-0.48%	23.24%
63896	CREDIT UNION OF VERMONT	Rutland	(802) 773-0027	Brian Fogg	10	\$51,798	\$35,677	3,186	6.77%	4.88%	12.11%
63859	GREEN MOUNTAIN	South Burlington	(802) 864-6892	Robert Lake	9	\$65,723	\$56,780	4,424	16.53%	10.54%	9.69%
24742	HERITAGE FAMILY	Rutland	(802) 775-4930	M. Levandowski	5	\$511,016	\$403,163	48,589	6.66%	-1.66%	10.48%
63899	MEMBERS 1ST	Brattleboro	(802) 257-5131	Evelyn Sirois	15	\$14,872	\$12,215	2,117	-6.67%	-2.20%	10.70%
62983	MEMBERS ADVANTAGE COMMUNITY	Barre	(802) 479-9411	Sean Gammon	7	\$138,905	\$63,325	15,582	7.78%	-0.91%	10.98%
19263	NEW ENGLAND	Williston	(802) 879-8790	John Dwyer	1	\$1,415,180	\$1,144,902	91,166	9.00%	21.75%	12.58%
24312	NORTHCOUNTRY	Burlington	(802) 657-6847	Bob Morgan	3	\$656,233	\$526,819	56,172	6.31%	6.00%	10.03%
64462	NORTHEAST SCHOOLS AND HOSPITAL	Newport	(802) 334-1844	Linn Elko	18	\$4,548	\$2,954	1,126	-0.80%	-8.56%	12.15%
24878	NORTHERN LIGHTS	Saint Johnsbury	(802) 748-2288	Rita St. Arnaud	13	\$26,686	\$22,130	4,510	-0.73%	-0.36%	11.89%
63923	ONE	Springfield	(802) 886-4228	Brett Smith	6	\$175,041	\$140,865	17,493	4.17%	0.82%	9.03%
67251	OPPORTUNITIES	Winooski	(802) 865-3404	Kate Laud	11	\$43,284	\$36,504	6,200	19.34%	7.31%	15.82%
64782	ORLEX GOVERNMENT EMPLOYEES	Newport	(802) 334-5084	Judy Jenne	17	\$6,156	\$5,245	1,341	7.76%	8.12%	10.67%
64365	RIVER VALLEY	Brattleboro	(802) 254-4800	Jeff Morse	8	\$123,946	\$109,459	18,539	12.30%	7.17%	9.12%
65091	ST. PATRICKS PARISH	Fairfield	(802) 827-6684	John Schreindorfer	19	\$544	\$466	310	0.15%	3.08%	12.04%
24405	VERMONT	Burlington	(888) 252-0202	Jean Giard	4	\$588,040	\$459,282	42,315	8.12%	13.41%	9.66%
60717	VERMONT STATE EMPLOYEES	Montpelier	(802) 371-5162	Rob Miller	2	\$842,398	\$720,276	68,614	9.82%	7.66%	9.09%
3036	VERMONT VA	White River Jct.	(802) 295-5104	Lynn Gray	14	\$24,252	\$11,023	2,320	-4.17%	9.25%	10.78%
64421	WHITE RIVER	Rochester	(802) 767-3333	Wanda Dunham	12	\$37,899	\$26,625	4,357	2.97%	3.26%	8.45%



STATE TABLE

VIRGINIA

VIRGINIA CREDIT UNIONS | DATA AS OF 12.31.19

	2015	2016	2017	2018	2019	2019 Growth	5-Year CAGR
<b>Number of Credit Unions</b>	<b>147</b>	<b>138</b>	<b>131</b>	<b>122</b>	<b>120</b>	<b>-1.64%</b>	<b>-3.98%</b>
<b>Number of Members</b>	9,949,137	10,966,804	11,912,519	12,773,417	13,685,158	<b>7.14%</b>	<b>6.58%</b>
<b>Total Assets (\$000)</b>	\$122,132,572,633	\$131,716,946,084	\$145,842,783,507	\$155,240,591,298	\$172,482,305,384	<b>11.11%</b>	<b>7.15%</b>
<b>Total Shares (\$000)</b>	\$89,028,188,609	\$98,584,651,639	\$108,216,923,932	\$117,586,697,309	\$134,097,632,446	<b>14.04%</b>	<b>8.54%</b>
<b>Total Loans (\$000)</b>	\$89,697,409,873	\$98,000,214,053	\$108,074,782,085	\$118,266,619,322	\$126,843,107,352	<b>7.25%</b>	<b>7.18%</b>
<b>Total Capital (\$000)</b>	\$13,730,306,328	\$15,212,684,485	\$17,333,023,625	\$19,101,633,664	\$22,189,034,481	<b>16.16%</b>	<b>10.08%</b>

CH#	CREDIT UNION	CITY	PHONE	CEO	RANK	ASSETS (\$000)	LOANS (\$000)	MEMBERS	SHARE GROWTH	LOAN GROWTH	NET WORTH RATIO
7448	1ST ADVANTAGE	Newport News	(757) 877-2444	Paul Muse	15	\$728,598	\$576,548	62,903	4.71%	-3.07%	12.46%
66972	AB&W	Alexandria	(703) 768-7000	Connie Simpson	69	\$27,601	\$17,493	3,937	-8.29%	-5.17%	16.82%
13605	ABNB	Chesapeake	(757) 523-5300	Charles Mallon	17	\$650,923	\$539,979	66,617	8.05%	27.53%	8.61%
16400	AGFED	Alexandria	(202) 479-2270	Margie Click	24	\$350,831	\$228,303	27,998	5.51%	5.30%	10.56%
11307	APPLE	Fairfax	(703) 788-4800	Andrew Grimm	6	\$3,036,714	\$2,165,285	220,650	10.30%	5.78%	10.07%
24313	ARGENT	Chesterfield	(804) 748-9488	Jamie Asciola	29	\$247,446	\$182,851	24,664	3.00%	15.07%	10.02%
7573	ARLINGTON COMMUNITY	Arlington	(703) 526-0200	Karen Rosales	25	\$344,927	\$289,522	22,797	12.52%	5.23%	8.60%
11744	AUGUSTA COUNTY	Verona	(540) 245-5706	K. Vaught-Gordon	71	\$24,173	\$9,058	2,585	-0.27%	1.51%	19.22%
66933	AUGUSTA HEALTH CARE	Fishersville	(540) 932-4590	Mary King	83	\$12,078	\$5,745	1,592	3.08%	1.47%	15.30%
5610	B N A	Arlington	(703) 341-3044	Deborah Hunter	82	\$12,093	\$1,380	833	-17.26%	-12.40%	14.56%
68686	BAYLANDS FAMILY	West Point	(804) 843-2520	Chris Burgess	47	\$85,262	\$53,305	6,238	7.94%	-7.89%	8.81%
61330	BAYPORT	Newport News	(757) 928-8850	Jim Mears	9	\$1,743,830	\$1,248,316	144,139	6.72%	-2.51%	12.79%
20394	BEACH MUNICIPAL	Virginia Beach	(757) 333-7787	Gerri Metzger	42	\$120,971	\$76,038	9,559	1.27%	6.89%	13.80%
66965	BEACON	Lynchburg	(434) 237-1566	Greg McConville	31	\$210,316	\$175,166	26,388	6.26%	14.60%	9.75%
68629	BLUE EAGLE	Roanoke	(540) 342-3429	Jeff Thompson	37	\$157,730	\$119,358	15,713	6.42%	7.03%	13.09%
11567	BRISTOL VA SCHOOL SYSTEM	Bristol	(276) 821-5647	Angel Hudson	118	\$255	\$84	129	7.60%	-3.53%	25.51%
4616	BRONCO	Franklin	(757) 569-6000	Brian Hedgepeth	35	\$182,041	\$136,917	18,739	-1.22%	-5.04%	9.52%
10636	BRUNSWICK COUNTY TEACHERS	Lawrenceville	(434) 848-2588	Richard Summiel	116	\$527	\$363	460	-6.91%	41.15%	33.63%
60111	CADMUS CREDIT UNION INCORPORATED	Richmond	(804) 515-5155	Jim Winkler	111	\$1,357	\$820	433	-27.90%	-3.13%	11.43%
15209	CALL	Richmond	(804) 274-1200	John West	21	\$398,275	\$211,988	30,198	1.27%	14.75%	11.62%
11254	CELCO COMMUNITY	Narrows	(540) 921-2700	Dean Marshall	43	\$108,847	\$59,804	7,275	0.44%	10.10%	21.02%
22307	CENTRAL VIRGINIA	Lynchburg	(434) 528-9016	Roger Carson	39	\$143,086	\$66,956	13,567	2.65%	4.09%	9.24%
13242	CHARTWAY	Virginia Beach	(757) 552-1000	Brian Schools	7	\$2,173,636	\$1,745,922	191,194	1.29%	-1.30%	9.32%
15496	CHESTERFIELD	Chesterfield	(804) 748-1417	Jeanne Dotson	45	\$92,017	\$51,008	11,170	1.92%	-8.02%	7.61%
5134	COMMONWEALTH ONE	Alexandria	(703) 823-5211	Charlotte Cash	23	\$375,381	\$262,614	33,732	8.08%	3.24%	10.37%
6670	CONNECTS	Richmond	(804) 756-5000	Evelyn Dowdy	53	\$74,082	\$32,434	9,046	-2.11%	-4.69%	8.41%
22322	CRCH EMPLOYEES	Roanoke	(540) 985-8535	Lawrence Rackow	99	\$4,501	\$3,220	1,281	-1.00%	-2.81%	17.36%
66929	CREDIT UNION OF RICHMOND INC.	Richmond	(804) 355-9684	Shirley Cooper	55	\$68,567	\$36,123	6,795	-4.99%	-0.60%	18.07%
1407	DEMOCRACY	Alexandria	(202) 488-5400	Ken Cahoon	38	\$154,132	\$111,218	14,150	2.53%	32.31%	10.70%
66973	DOMINION ENERGY	North Chesterfield	(804) 771-4708	Mike Swalley	27	\$301,375	\$192,188	20,695	2.59%	11.69%	12.74%
62474	DUPONT COMMUNITY	Waynesboro	(540) 946-3200	Steve Elkins	10	\$1,271,998	\$936,798	105,674	8.55%	2.55%	10.50%
5486	FEDSTAR	Roanoke	(540) 986-0652	Kelly Givens	73	\$22,633	\$20,061	3,312	22.66%	15.17%	7.11%
24535	FIRST BAPTIST CHURCH OF VIENNA	Vienna	(703) 319-0724	Thomas McCullough	113	\$1,184	\$100	364	-9.41%	-30.90%	13.18%
2263	FIRST NRV	Radford	(540) 639-0885	Owen McKinnie	70	\$25,610	\$16,558	2,669	8.69%	3.62%	8.54%
7722	FORT LEE	Prince George	(804) 452-0736	Patsy Stuard	34	\$189,383	\$116,275	16,761	3.38%	5.25%	10.44%
11111	FREEDOM FIRST	Roanoke	(866) 389-0244	Paul Phillips	16	\$658,588	\$514,779	55,248	6.28%	4.50%	10.00%
6084	FRONT ROYAL	Front Royal	(540) 631-0224	Kim Darr	57	\$64,058	\$14,533	6,402	2.29%	8.15%	14.77%
17675	G E A EMPLOYEES	Pearisburg	(540) 921-2404	Babette Martin	110	\$1,416	\$785	353	-2.64%	82.41%	30.87%
19416	GLAMORGAN EMPLOYEES	Lynchburg	(434) 845-3801	Alfreda Cundiff	109	\$1,447	\$737	298	4.06%	-11.04%	34.31%
23760	HALIFAX COUNTY COMMUNITY	South Boston	(434) 575-7916	Helen Leigh	94	\$5,887	\$1,346	4,667	0.26%	-13.04%	15.86%
66913	HAMPTON ROADS EDUCATORS	Hampton	(757) 838-0707	Karen Orie	67	\$32,347	\$15,951	5,129	0.24%	8.71%	8.27%
1250	HAMPTON VA	Hampton	(757) 723-8842	Kenneth Davis	92	\$6,040	\$1,496	1,418	-9.80%	-13.21%	11.33%
24564	HEALTHCARE SYSTEMS	Falls Church	(703) 776-2700	Bill Hawkins	46	\$89,805	\$58,682	9,113	10.32%	1.48%	8.97%
18175	HENRICO	Henrico	(804) 266-0290	Chris Williams	28	\$298,644	\$193,646	32,353	8.98%	9.38%	8.81%
11986	HIGH STREET BAPTIST CHURCH	Roanoke	(540) 362-9298	Wallace Allen	107	\$2,107	\$571	311	1.49%	9.21%	11.74%
16605	HOPEWELL CHEMICAL	Hopewell	(804) 452-2480	Lynda Frink	65	\$39,524	\$17,688	3,484	3.56%	5.49%	9.80%
20004	IBEW LOCAL UNION 80	Chesapeake	(757) 480-1767	Angela Fortner	114	\$1,140	\$378	647	-1.69%	21.71%	11.57%
233	INFIRST	Alexandria	(703) 914-8700	Marty Wye	36	\$177,705	\$131,292	11,414	5.18%	-2.71%	9.88%
14898	INLAND MOTOR EMPLOYEES	Radford	(540) 731-6125	Becky Simpkins	105	\$2,222	\$1,267	585	1.27%	27.08%	19.57%
66967	JACKSON RIVER COMMUNITY	Covington	(540) 962-6154	Kathleen All	48	\$83,927	\$32,064	6,378	1.23%	37.77%	12.75%
19158	JOY EMPLOYEES	Bluefield	(276) 322-5454	Jerry Gallogly	112	\$1,293	\$1,253	290	-10.78%	17.68%	19.54%
151	JUSTICE	Chantilly	(703) 480-5300	Mark Robnett	14	\$789,398	\$562,892	62,162	5.12%	-8.83%	11.50%
107	KEMBA ROANOKE	Salem	(540) 387-5267	Allan Davidson	58	\$62,123	\$22,256	5,994	2.05%	7.00%	16.64%
14185	KRAFTSMAN	Hopewell	(804) 541-9730	Norma Schleck	95	\$5,850	\$1,132	546	-5.70%	7.34%	23.07%
1261	LANGLEY	Newport News	(757) 827-7200	Tom Ryan	5	\$3,115,798	\$2,343,221	266,176	11.18%	9.84%	10.55%
66954	LOUDOUN	Leesburg	(703) 777-4744	Travis Allen	63	\$42,586	\$16,883	6,118	-0.99%	-14.17%	9.07%
14623	LYNCHBURG MUNICIPAL EMPLOYEES	Lynchburg	(434) 845-1013	Demetria Baker	72	\$23,970	\$11,444	3,490	3.66%	19.64%	18.35%
4035	MEMBER ONE	Roanoke	(540) 982-8811	Frank Carter	11	\$1,125,711	\$941,764	126,807	13.94%	6.93%	9.17%

CH#	CREDIT UNION	CITY	PHONE	CEO	RANK	ASSETS (\$000)	LOANS (\$000)	MEMBERS	SHARE GROWTH	LOAN GROWTH	NET WORTH RATIO
5970	METROPOLITAN CHURCH	Suffolk	(757) 934-3291	Ronald Hart	86	\$9,652	\$5,226	2,018	2.71%	-3.86%	30.70%
14408	MIDWAY	Berryville	(540) 686-7637	Julie Malone	84	\$11,828	\$4,223	1,012	-2.33%	16.92%	17.98%
24281	MOSAIC	Harrisonburg	(540) 564-6080	Catherine Hollar	81	\$13,788	\$11,917	4,382	-8.73%	-9.33%	7.33%
24640	MOUNT PLEASANT BAPTIST CHURCH	Alexandria	(703) 256-4802	Anita Johnson	119	\$232	\$19	133	13.02%	-31.97%	16.53%
8197	MOUNTAIN EMPIRE	Marion	(276) 782-9639	Jeannie Hunt	78	\$17,638	\$10,776	4,058	1.46%	2.45%	10.12%
16706	NAE	Chesapeake	(757) 410-2000	Palmer Stillman	40	\$124,459	\$88,552	16,096	-1.42%	-5.21%	15.18%
5536	NAVY	Vienna	(703) 255-8837	Mary McDuffie	1	\$111,986,078	\$81,442,628	8,959,665	22.18%	10.26%	12.34%
66988	NCSE	Lovingston	(434) 263-4933	Phyllis Drumheller	115	\$940	\$419	323	-14.52%	-6.70%	26.03%
66970	NEWPORT NEWS MUN. EMP	Newport News	(757) 249-1003	Edna McDuffie	64	\$40,596	\$26,149	4,809	3.48%	1.43%	8.49%
24658	NEXTMARK	Fairfax	(703) 218-9900	Joe Thomas	18	\$502,466	\$376,761	17,353	9.20%	10.11%	12.29%
13491	NMA	Virginia Beach	(757) 497-4500	Michael Coleman	61	\$57,310	\$34,798	8,060	1.51%	-11.53%	7.23%
3746	NORFOLK FIRE DEPARTMENT	Norfolk	(757) 857-5389	Kathy Galland	74	\$20,839	\$9,229	2,095	-0.26%	7.54%	14.24%
66956	NORTHERN STAR	Portsmouth	(757) 487-3474	Roger Early	49	\$83,271	\$42,812	9,042	-6.11%	-9.56%	12.00%
5500	NORTHWEST	Hemdon	(703) 709-8900	Jeff Bentley	4	\$3,598,362	\$2,905,440	239,442	6.87%	5.59%	11.13%
5380	NRL	Alexandria	(301) 839-8400	Kristin Shultz	20	\$454,592	\$297,339	25,864	-1.70%	5.28%	12.12%
14754	NSWC	Dahlgren	(540) 663-2181	Bruce Six	22	\$394,920	\$169,813	39,009	2.45%	-4.16%	8.05%
19541	PARK VIEW	Harrisonburg	(540) 434-6444	John Beiler	32	\$207,420	\$173,475	11,159	14.59%	13.78%	9.04%
12456	PARTNERS FINANCIAL	Glen Allen	(804) 649-2657	Robert Nagel	52	\$75,978	\$59,322	8,595	-1.60%	-0.51%	8.83%
4936	PATENT AND TRADEMARK OFFICE	Alexandria	(571) 272-0350	Keith Powell	62	\$43,648	\$26,899	2,968	-1.88%	-1.61%	7.02%
227	PENTAGON	McLean	(703) 838-1000	James Schenck	2	\$24,774,361	\$19,970,718	1,864,365	-4.86%	-0.08%	10.88%
17464	PEOPLES ADVANTAGE	Petersburg	(804) 748-3081	Patsy Smith	54	\$70,987	\$50,764	9,705	1.99%	6.66%	12.21%
66896	PETERSBURG FED REF	Hopewell	(804) 861-2537	Rose Williams	102	\$3,771	\$2,565	752	-0.56%	3.53%	27.74%
66942	PFDFIREFIGHTERS	Portsmouth	(757) 686-3051	Susan Easter	68	\$29,362	\$24,454	2,537	6.94%	4.37%	14.25%
21367	PLANTERS	Suffolk	(757) 925-3100	Linda Taylor	103	\$2,942	\$1,393	1,034	-22.10%	-6.70%	19.27%
13544	POLY SCIENTIFIC EMPLOYEES	Blacksburg	(540) 443-4140	Mike Blankenship	90	\$7,174	\$2,644	824	-5.05%	0.11%	19.06%
4833	PORTSMOUTH SCHOOLS	Portsmouth	(757) 398-9140	Nicole Brown	108	\$2,068	\$695	905	1.34%	4.24%	8.42%
61576	PRIME CARE INCORPORATED	Norfolk	(757) 388-3834	Terry Lambert	76	\$19,172	\$6,542	4,661	-4.60%	11.47%	14.68%
66975	PWC EMPLOYEES	Woodbridge	(703) 680-1143	Robin Bodie	59	\$61,238	\$22,246	6,943	4.96%	-0.54%	15.10%
1282	RICHMOND HERITAGE	Richmond	(804) 233-8872	Randy Cooper	91	\$7,079	\$4,671	2,329	4.38%	12.86%	5.51%
66899	RICHMOND VIRGINIA FIRE POLICE	Richmond	(804) 354-0673	Iris Ellis	77	\$18,611	\$10,754	2,289	-7.03%	-1.83%	12.24%
62418	RIVERSIDE HEALTH SYSTEM EMP.	Newport News	(757) 594-2030	Heidi Lewis	89	\$7,431	\$3,691	2,857	-9.36%	0.81%	18.64%
11150	RIVERTRACE	Richmond	(804) 266-2767	Laurie Wandel	79	\$16,050	\$12,110	1,384	-18.38%	-21.44%	9.08%
5604	ROANOKE VALLEY COMMUNITY	Roanoke	(540) 982-3931	Woody Windley	51	\$78,968	\$42,011	10,219	0.92%	18.17%	11.92%
6878	RVA FINANCIAL	Richmond	(804) 359-8754	Rick Preble	60	\$60,974	\$41,506	11,901	0.86%	-1.99%	8.55%
1127	SALEM VA MEDICAL CENTER	Salem	(540) 344-4419	Steve Anderson	50	\$81,967	\$45,460	10,180	-1.51%	-9.56%	9.14%
20061	SIGNATURE	Alexandria	(800) 336-0284	Rebecca Cuddy	26	\$319,196	\$256,191	23,650	14.28%	2.58%	12.83%
6184	ST. ANN'S ARLINGTON	Arlington	(703) 528-3434	Mary Green	100	\$4,040	\$1,392	501	-4.04%	-16.86%	8.98%
14745	ST. MATTHEWS	Virginia Beach	(757) 424-5967	J. Siebels-Breen	98	\$5,353	\$1,484	459	2.66%	-19.22%	17.85%
20157	ST. THOMAS MORE	Arlington	(703) 527-1828	Thomas Asmus	117	\$431	\$147	129	-5.46%	6.73%	45.65%
22560	STAR CITY	Roanoke	(540) 362-7315	Gary Mundy	104	\$2,475	\$1,843	559	-8.79%	1.28%	8.18%
435	STATE DEPARTMENT	Alexandria	(703) 706-5000	Jan Roche	8	\$2,166,050	\$1,208,887	87,929	14.80%	1.24%	10.31%
21319	STRATEGIC	Sterling	(571) 250-2019	Jerry Macomber	75	\$20,078	\$14,310	1,213	10.83%	6.40%	8.04%
19973	SUMMIT HAMPTON ROADS	Norfolk	(757) 889-5330	Shwante Young	85	\$10,540	\$5,325	2,052	-9.24%	-6.06%	18.36%
22340	SUNCOMP EMPLOYEES	Bristol	(276) 645-2427	Lee Davis	101	\$3,890	\$2,552	455	-39.30%	-11.60%	80.09%
24616	TBC	Richmond	(804) 321-2427	Nancy Allen	120	\$169	\$51	122	4.53%	11.32%	12.21%
22049	THE PORT OF HAMPTON ROADS ILA	Norfolk	(757) 423-2185	Rhonda McCoy	93	\$5,970	\$1,873	1,550	-2.25%	-7.05%	16.44%
3140	TRANSPORTATION	Alexandria	(202) 366-9400	MJ Neusaenger	30	\$242,456	\$188,490	21,044	-0.96%	21.30%	10.81%
3323	TRUENERGY	Springfield	(703) 750-4394	Lynette Smith	41	\$123,739	\$74,824	8,843	-2.48%	1.16%	13.31%
624	UNITED STATES SENATE	Alexandria	(703) 329-8466	Timothy Anderson	13	\$1,021,823	\$742,790	41,226	23.02%	11.22%	9.74%
19867	URW COMMUNITY	Danville	(434) 793-1278	Cheryl Doss	33	\$198,530	\$151,157	30,021	4.67%	-3.37%	10.84%
62504	UVA COMMUNITY	Charlottesville	(434) 964-2001	Alison Detuncq	12	\$1,026,121	\$536,786	70,908	6.15%	8.55%	10.68%
15536	VA BEACH POSTAL	Virginia Beach	(757) 340-9781	Rosemary Gagnon	88	\$8,538	\$4,278	1,077	-3.87%	2.10%	11.82%
66924	VALLESTAR	Martinsville	(276) 632-1679	Delbert Morgan	19	\$499,530	\$311,721	53,974	24.78%	26.16%	11.80%
17630	VANTAGE POINT	Hopewell	(804) 541-1473	Violet West	66	\$34,969	\$11,833	3,391	-2.92%	-0.75%	15.88%
66836	VIRGINIA	Richmond	(804) 323-6000	Chris Shockley	3	\$3,729,406	\$2,743,496	292,857	5.02%	5.64%	10.74%
13772	VIRGINIA BEACH SCHOOLS	Virginia Beach	(757) 463-3650	Brian Clark	44	\$94,168	\$38,976	7,104	-0.81%	-4.76%	7.93%
66700	VIRGINIA EDUCATORS	Newport News	(757) 930-2425	Sharon Conti	56	\$66,367	\$14,177	5,439	0.08%	-10.59%	13.85%
3029	VIRGINIA STATE UNIVERSITY	South Chesterfield	(804) 526-6708	K. Hayes-Peerman	87	\$9,093	\$6,416	2,040	0.31%	1.65%	8.54%
6242	VIRGINIA TRAILWAYS	Charlottesville	(434) 295-0181	Lynn Kirby	106	\$2,159	\$1,419	1,187	-5.20%	3.65%	11.08%
62536	VIRGINIA UNITED METHODIST	Richmond	(804) 672-0200	James Eads	80	\$16,005	\$11,456	3,081	-4.85%	-10.08%	8.12%
23938	WJC	Damascus	(276) 475-5596	Richard Finley	97	\$5,517	\$4,764	1,241	18.12%	5.15%	4.97%
23974	YOGAVILLE	Buckingham	(434) 969-1225	RD McCaw	96	\$5,552	\$2,591	498	-4.56%	2.29%	19.77%

## STATE TABLE

## WASHINGTON

WASHINGTON CREDIT UNIONS | DATA AS OF 12.31.19

	2015	2016	2017	2018	2019	2019 Growth	5-Year CAGR
<b>Number of Credit Unions</b>	<b>95</b>	<b>91</b>	<b>89</b>	<b>85</b>	<b>84</b>	<b>-1.18%</b>	<b>-2.43%</b>
<b>Number of Members</b>	3,371,781	3,541,727	3,737,262	3,968,204	4,138,062	<b>4.28%</b>	<b>4.18%</b>
<b>Total Assets (\$000)</b>	\$43,120,103	\$47,592,424	\$51,324,188	\$55,423,691	\$61,047,291	<b>10.15%</b>	<b>7.20%</b>
<b>Total Shares (\$000)</b>	\$37,322,654	\$41,192,364	\$44,200,099	\$46,924,472	\$51,238,774	<b>9.19%</b>	<b>6.54%</b>
<b>Total Loans (\$000)</b>	\$29,827,196	\$33,498,683	\$37,717,041	\$41,043,254	\$44,177,621	<b>7.64%</b>	<b>8.17%</b>
<b>Total Capital (\$000)</b>	\$4,819,174	\$5,270,621	\$5,796,089	\$6,328,466	\$7,094,839	<b>12.11%</b>	<b>8.04%</b>

CH#	CREDIT UNION	CITY	PHONE	CEO	RANK	ASSETS (\$000)	LOANS (\$000)	MEMBERS	SHARE GROWTH	LOAN GROWTH	NET WORTH RATIO
8100	ALASKA AIR GROUP	Seatac	(206) 824-9800	Dan Hein	46	\$75,313	\$42,836	6,528	9.97%	8.30%	15.71%
68371	AMERICAN LAKE	Lakewood	(253) 584-0079	Kolin McMann	50	\$66,839	\$33,081	5,945	-2.76%	4.26%	12.51%
9373	AMERICA'S	Dupont	(253) 964-3113	Kenneth Leonard	22	\$570,390	\$431,009	45,343	8.59%	-7.77%	9.05%
68284	AVISTA CORP.	Spokane	(509) 495-2000	Michael Grabicki	53	\$65,084	\$44,404	3,844	-2.79%	3.96%	16.27%
62604	BEJU	Tukwila	(800) 233-2328	Benson Porter	1	\$22,178,675	\$14,225,771	1,237,456	8.63%	9.96%	11.41%
68280	BLUE MOUNTAIN	College Place	(509) 526-4562	Jim Drake	65	\$34,634	\$21,048	3,693	0.21%	-3.67%	12.92%
2237	CALCOE	Yakima	(509) 248-4308	Leslie Johnson	66	\$31,448	\$24,540	4,403	-2.17%	-10.65%	7.60%
11162	CANOPY	Spokane	(509) 328-2900	Charlotte Nemece	35	\$157,928	\$108,700	11,487	-0.67%	2.04%	10.29%
7748	CASCADE	Kent	(425) 251-8888	Carl Roer	27	\$308,261	\$98,655	9,370	0.31%	5.70%	13.20%
7101	CHENEY	Cheney	(509) 235-6533	Joan Sanders	39	\$111,595	\$55,625	5,964	10.29%	3.08%	9.95%
68186	COLUMBIA	Vancouver	(360) 891-4000	Steve Kenny	9	\$1,701,571	\$1,380,901	102,086	14.70%	8.81%	11.12%
60079	COMMUNITY 1ST	Dupont	(253) 722-5212	Bill Paulen	37	\$141,234	\$93,015	13,304	-5.25%	-5.66%	13.44%
12847	COMMUNITY HEALTHCARE	Everett	(425) 259-6446	Gayle Yost	74	\$15,456	\$8,149	1,482	1.36%	2.76%	10.92%
68254	CONNECTION	Silverdale	(360) 307-6400	Scott Prior	67	\$30,743	\$22,429	4,065	6.08%	20.19%	12.83%
4686	COULÉE DAM	Coulee Dam	(509) 633-0830	Colleen Manley	36	\$146,055	\$96,137	14,602	3.40%	4.68%	8.70%
68546	EVERGREENDIRECT	Tumwater	(360) 943-7676	Ed Danz	58	\$57,693	\$40,093	5,152	-2.60%	-2.83%	13.46%
68273	EXPRESS	Seattle	(206) 622-1850	Paul Baudin	76	\$13,803	\$11,153	3,101	5.20%	-3.71%	10.08%
2191	FIBRE	Longview	(360) 423-8750	C. Bradberry	14	\$1,152,981	\$778,656	104,948	5.20%	6.03%	13.42%
20655	FLUKE EMPLOYEES	Everett	(425) 446-5930	William Duff	84	\$2,657	\$1,352	461	-2.82%	-3.23%	20.59%
68278	GESA	Richland	(509) 378-3100	Don Miller	2	\$3,684,580	\$2,899,540	252,619	81.64%	68.59%	11.87%
68237	GLOBAL	Spokane	(509) 455-4700	Jack Fallis	23	\$474,266	\$375,736	44,607	3.87%	1.48%	9.41%
10904	GRANCO	Ephrata	(509) 754-5233	Brandi Johnson	52	\$66,517	\$48,613	4,777	8.54%	6.32%	9.75%
24606	GREAT NORTHWEST	Aberdeen	(360) 533-9990	Doug Page	33	\$164,987	\$96,560	16,702	11.51%	9.36%	14.05%
68239	HAPO COMMUNITY	Richland	(509) 943-5676	Steve Anderson	7	\$1,799,616	\$1,563,256	182,491	10.61%	4.44%	8.56%
66399	HARBORSTONE	Tacoma	(253) 584-2260	Phil Jones	10	\$1,532,553	\$1,132,084	81,901	22.00%	8.55%	11.14%
67264	HORIZON	Spokane Valley	(509) 928-6494	Jeff Adams	15	\$1,121,213	\$922,240	76,489	5.43%	14.06%	11.80%
11949	IBEW 76	Tacoma	(253) 475-6661	Sheila Augustine	70	\$23,907	\$12,102	1,483	1.23%	12.65%	14.43%
66337	INDUSTRIAL	Bellingham	(360) 734-2043	Brandon Hahnel	29	\$247,046	\$197,794	28,853	-2.24%	14.66%	9.15%
60438	IQ	Vancouver	(360) 695-3441	Kelly Schrader	13	\$1,217,729	\$931,343	85,315	9.74%	12.08%	10.43%
68576	KITSAP	Bremerton	(360) 662-2000	Shawn Gilfedder	12	\$1,435,831	\$1,101,566	112,711	15.19%	9.37%	10.19%
68268	LIGHTHOUSE COMMUNITY	Vancouver	(360) 694-8329	Steven Bernhoff	75	\$14,374	\$8,638	1,754	8.61%	-0.61%	9.65%
13857	LONGSHORE	Hoquiam	(360) 532-9224	Ruth Brynson	82	\$6,554	\$2,785	457	7.83%	-3.54%	8.10%
10799	LONGSHOREMEN'S LOCAL 4	Vancouver	(360) 694-7751	Delin Drake	68	\$29,081	\$13,081	1,101	1.67%	3.17%	19.93%
9289	LOWER COLUMBIA LONGSHOREMEN	Longview	(360) 423-2770	Robin Carns	48	\$73,493	\$43,878	4,170	-0.33%	5.02%	11.80%
68304	LOWER VALLEY	Sunnyside	(509) 837-5295	Suzy Fonseca	38	\$136,897	\$115,092	18,770	-6.97%	-7.24%	6.38%
68222	MILL TOWN	Everett	(425) 252-5139	Laura Leuze	61	\$50,282	\$36,663	3,067	-1.02%	3.01%	25.05%
1827	MINT VALLEY	Longview	(360) 425-5444	Dori Harvel	71	\$19,999	\$12,119	1,944	1.00%	-3.60%	18.13%
68253	MOUNTAINCREST	Arlington	(360) 435-5400	Mark Morrison	40	\$105,843	\$76,438	10,370	3.11%	0.57%	10.49%
18068	MT. RAINIER	Puyallup	(253) 841-2668	Jacquie Rutherford	73	\$15,979	\$6,562	1,259	1.35%	10.22%	12.37%
16893	NEWRIZONS	Hoquiam	(360) 533-4760	Ynette Gibbs	72	\$16,565	\$9,565	1,708	4.75%	-6.15%	11.44%
1788	NORDSTROM	Seattle	(206) 774-2900	Shelli Millhuff	59	\$50,956	\$24,783	5,472	-3.33%	4.20%	9.25%
66734	NORTH COAST	Bellingham	(360) 733-3982	Marilyn Brink	28	\$269,443	\$208,523	19,262	6.48%	0.90%	11.69%
66841	NUMERICA	Spokane Valley	(509) 535-7613	Carla Cicero	5	\$2,515,180	\$2,050,471	153,804	10.68%	10.69%	10.36%
67262	NW PLUS	Everett	(425) 297-1000	Torrie Ramos	31	\$211,114	\$149,588	17,966	4.34%	7.38%	12.68%
60059	O BEE	Lacey	(360) 943-0757	James Collins	26	\$333,002	\$293,921	31,869	12.63%	7.62%	8.62%
68331	OLYMPIA	Olympia	(360) 754-5559	T. Doles-Roberts	64	\$40,328	\$31,871	4,080	3.84%	-6.86%	9.16%
68609	OUR COMMUNITY	Shelton	(800) 426-5657	Bert Fisher	24	\$419,431	\$160,897	33,343	6.98%	-6.64%	11.65%
665	PENINSULA COMMUNITY	Shelton	(360) 426-1601	Jim Morrell	32	\$196,908	\$142,141	20,223	5.07%	-0.64%	9.04%
24713	PEOPLE'S COMMUNITY	Vancouver	(360) 695-5121	Edward Seidenberg	30	\$221,331	\$104,447	11,666	3.20%	11.76%	13.01%
67911	PRIMESOURCE	Spokane	(509) 838-6157	Margaret Burkholz	43	\$83,575	\$58,846	7,414	1.25%	-2.82%	12.98%
68255	PROGRESSIONS	Spokane	(509) 535-0191	Jay Williamson	51	\$66,617	\$53,476	5,364	3.78%	4.49%	8.87%
4509	PUD	Longview	(360) 501-9500	Tanille Irvine	81	\$7,552	\$5,257	748	-6.54%	9.82%	17.29%
68204	PUGET SOUND COOPERATIVE	Bellevue	(425) 283-5151	Kevin Elisen	34	\$163,419	\$147,483	16,846	6.61%	7.08%	8.86%
9145	PUGET SOUND REFINERY	Anacortes	(360) 293-4862	Darene Follett	77	\$12,994	\$8,869	1,086	0.22%	10.94%	13.14%
68223	QUALSTAR	Bellevue	(800) 848-0018	Mark Nelson	21	\$630,256	\$394,560	67,862	7.28%	3.65%	13.97%
68196	RED CANOE	Longview	(800) 562-5611	David Spaulding	16	\$840,265	\$601,441	59,393	8.46%	-1.36%	12.31%
68305	RESPONDERS EMERGENCY SERVICES	Spokane	(509) 327-3244	Bill Bunze	60	\$50,938	\$36,856	2,174	6.08%	22.31%	13.49%
8132	SAFEWAY	Spokane	(509) 483-9416	Steve Olson	57	\$57,862	\$33,517	4,469	-0.47%	12.89%	23.07%

CH#	CREDIT UNION	CITY	PHONE	CEO	RANK	ASSETS (\$000)	LOANS (\$000)	MEMBERS	SHARE GROWTH	LOAN GROWTH	NET WORTH RATIO
66349	SALAL	Seattle	(206) 298-9394	Russell Rosendal	18	\$737,188	\$581,996	43,351	11.87%	14.31%	9.30%
68315	SEATTLE	Seattle	(206) 398-5500	Richard Romero	17	\$831,540	\$626,180	50,683	-1.88%	-4.50%	9.22%
68293	SNO FALLS	Snoqualmie	(425) 888-4004	Tim Williams	44	\$79,725	\$62,275	6,408	11.26%	5.98%	7.77%
68622	SNOCOPY	Everett	(425) 405-9973	Steve Ellis	54	\$62,316	\$43,616	6,712	3.58%	3.33%	8.77%
68061	SOLARITY	Yakima	(509) 248-1720	Mina Worthington	19	\$719,177	\$453,105	59,603	-0.58%	-25.77%	16.29%
66331	SOUND	Tacoma	(253) 383-2016	Don Clark	6	\$1,839,705	\$1,407,179	134,737	21.82%	18.25%	13.32%
68283	SPOKANE CITY	Spokane	(509) 325-7228	Eugene Fitzpatrick	63	\$45,644	\$38,853	4,659	9.86%	11.88%	9.42%
68205	SPOKANE FIREFIGHTERS	Spokane	(509) 484-5650	Gayle Furness	56	\$58,078	\$40,245	2,270	8.87%	17.89%	15.34%
24451	SPOKANE MEDIA	Spokane	(509) 777-8962	Debie Keesee	79	\$11,369	\$8,331	1,173	3.24%	3.52%	8.52%
68198	STATE HIGHWAY	Yakima	(509) 248-5522	Karen Woodall	69	\$28,271	\$16,850	1,622	2.50%	2.78%	17.93%
68203	STCU	Liberty Lake	(509) 326-1954	Ezra Eckhardt	4	\$3,290,019	\$2,881,051	200,692	11.19%	10.80%	10.69%
68231	STRAIT VIEW	Port Angeles	(360) 452-3883	Lisa Roening	49	\$69,204	\$36,148	8,104	-1.02%	9.70%	13.43%
68229	TACOMA LONGSHOREMEN	Tacoma	(253) 272-0240	Mark Merriman	41	\$102,370	\$21,277	3,212	4.56%	6.05%	11.95%
7104	TACOMA NARROWS	Ruston	(253) 759-3244	Pat Sherfield	80	\$8,620	\$3,874	925	5.34%	-1.03%	15.57%
68298	TAPCO	Fircrest	(253) 565-9895	Scott Drabb	25	\$394,891	\$299,046	29,377	4.72%	6.50%	9.71%
11845	TESORO NORTHWEST	Anacortes	(360) 293-5451	Eugenia Potter	78	\$11,491	\$8,320	1,379	-3.19%	0.35%	28.81%
19608	TRI-CITIES COMMUNITY	Kennewick	(509) 735-8331	Doug Wadsworth	62	\$46,027	\$39,411	5,673	6.61%	22.10%	11.95%
68271	TWINSTAR	Olympia	(360) 357-9911	Jeff Kennedy	11	\$1,453,204	\$1,142,069	132,143	9.51%	3.99%	11.14%
1851	UTILITY EMPLOYEES	Aberdeen	(360) 533-4191	Louise Knox	83	\$3,446	\$2,312	428	5.85%	16.54%	15.35%
68517	VERITY	Seattle	(206) 440-9000	John Zmolek	20	\$632,849	\$498,313	35,963	8.31%	7.62%	9.24%
60042	WASHINGTON STATE EMPLOYEES	Olympia	(800) 562-0999	Gary Swindler	3	\$3,338,766	\$2,676,293	281,711	11.76%	9.31%	10.76%
16178	WATERFRONT	Seattle	(206) 622-8415	Michelle Cropley	47	\$73,676	\$45,535	6,731	5.47%	10.48%	9.60%
68328	WCLA	Olympia	(360) 352-5033	Brian Bahs	45	\$79,187	\$66,541	1,248	1.65%	2.28%	13.62%
8113	WESTEDGE	Bellingham	(360) 734-5790	Katie Zowada	55	\$62,295	\$28,497	4,355	5.95%	1.44%	15.04%
66373	WHATCOM EDUCATIONAL	Bellingham	(360) 676-1168	Jennifer Kutcher	8	\$1,712,782	\$1,486,709	129,730	6.75%	7.93%	15.13%
67201	WHITE RIVER	Enumclaw	(360) 825-4833	Brandy Fielding	42	\$84,608	\$33,439	6,350	4.34%	2.84%	15.07%

STATE TABLE

WEST VIRGINIA

WEST VIRGINIA CREDIT UNIONS | DATA AS OF 12.31.19

	2015	2016	2017	2018	2019	2019 Growth	5-Year CAGR
<b>Number of Credit Unions</b>	<b>90</b>	<b>88</b>	<b>87</b>	<b>86</b>	<b>85</b>	<b>-1.16%</b>	<b>-1.14%</b>
<b>Number of Members</b>	381,002	380,849	379,771	380,131	377,030	<b>-0.82%</b>	<b>-0.21%</b>
<b>Total Assets (\$000)</b>	\$3,437,360	\$3,505,239	\$3,646,529	\$3,666,949	\$3,744,051	<b>2.10%</b>	<b>1.72%</b>
<b>Total Shares (\$000)</b>	\$2,973,175	\$3,032,740	\$3,139,709	\$3,161,152	\$3,199,790	<b>1.22%</b>	<b>1.48%</b>
<b>Total Loans (\$000)</b>	\$1,961,118	\$2,041,135	\$2,144,460	\$2,231,532	\$2,295,172	<b>2.85%</b>	<b>3.20%</b>
<b>Total Capital (\$000)</b>	\$419,421	\$433,340	\$452,626	\$477,129	\$508,273	<b>6.53%</b>	<b>3.92%</b>

CH#	CREDIT UNION	CITY	PHONE	CEO	RANK	ASSETS (\$000)	LOANS (\$000)	MEMBERS	SHARE GROWTH	LOAN GROWTH	NET WORTH RATIO
13028	167TH TFR	Martinsburg	(304) 267-2944	Lynn Haynes	16	\$52,664	\$11,748	8,981	3.07%	-3.97%	9.06%
10520	ALDERSON FCI	Alderson	(304) 445-3300	Carolyn Browning	57	\$8,860	\$5,192	955	5.61%	-7.66%	13.31%
20324	ALLOY	Alloy	(304) 779-2773	Deanna Valentine	34	\$21,694	\$14,705	4,252	12.71%	10.99%	14.39%
1463	APPALACHIAN POWER EMPLOYEES	Huntington	(304) 696-1399	Alecia Grose	65	\$5,762	\$4,626	1,009	-15.01%	17.60%	22.43%
11836	BAYER HERITAGE	Proctor	(304) 455-4029	Bob Burrow	1	\$511,023	\$428,177	35,155	3.26%	7.50%	9.57%
21499	BERKELEY COUNTY PUBLIC SCHOOLS	Martinsburg	(304) 263-0902	Phyllis Wright	66	\$5,667	\$2,762	1,171	-1.01%	8.34%	7.01%
10449	CABWAY TELCO	Huntington	(304) 522-7752	Cheryl Sullivan	68	\$4,767	\$2,147	400	7.45%	5.14%	27.92%
22657	CAMC	Charleston	(304) 388-5700	Ashley Morris	15	\$66,799	\$31,671	5,498	3.85%	3.18%	25.21%
21057	CCMH	Parkersburg	(304) 424-2255	Annette Cox	69	\$4,640	\$3,944	1,210	-5.74%	-4.60%	13.33%
12922	CHARLESTON	Charleston	(304) 347-3393	Leon Knapp	53	\$10,411	\$5,763	1,287	1.83%	14.55%	12.10%
24743	CHARLESTON POSTAL	Charleston	(304) 746-5111	Greta Duffield	71	\$3,884	\$2,339	754	-4.21%	-14.30%	10.15%
15935	CHA-TEL	Charleston	(304) 344-3330	Kim Taylor	55	\$10,244	\$6,329	1,451	-0.98%	-6.83%	11.84%
23545	CHHE	Huntington	(304) 525-4145	Stephanie Kraft	38	\$19,113	\$10,163	3,503	-0.19%	30.73%	11.74%
13426	CITY OF CLARKSBURG	Clarksburg	(304) 624-1678	Carole Arnett	52	\$10,495	\$6,454	997	7.89%	-8.24%	12.43%
18142	CITY OF FAIRMONT	Fairmont	(304) 366-9280	James Emerick	79	\$1,175	\$754	333	-5.20%	-8.12%	11.40%
24841	CLARKSBURG AREA POSTAL EMPLOYEES	Clarksburg	(304) 623-4794	Wendy White	45	\$14,240	\$8,382	1,308	-1.20%	-10.52%	8.80%
17126	EAGLE CAN EMPLOYEES	Wellsburg	(304) 905-9915	James Cavalier	81	\$495	\$133	37	-24.19%	-22.84%	26.21%
19890	EASTERN PANHANDLE	Martinsburg	(304) 263-2887	Tina Sheppard	41	\$16,050	\$11,086	2,670	5.27%	7.89%	7.49%
23162	ELEMENT	Charleston	(304) 721-4145	Linda Bodie	24	\$35,870	\$29,852	4,422	9.37%	1.99%	11.74%
3439	FAIRMONT	Fairmont	(304) 363-5320	Cindy Dickey	3	\$357,547	\$265,837	41,401	3.37%	0.97%	10.41%
12310	FAYETTE	Mount Hope	(304) 877-5404	Gail Morgan	60	\$8,313	\$2,651	784	1.62%	3.64%	21.24%
3264	FIRST CHOICE AMERICA COMMUNITY	Weirton	(304) 748-8600	Scott Winwood	2	\$460,985	\$141,099	35,996	1.24%	-1.67%	15.60%
24649	FIRST PRIORITY	Huntington	(304) 733-9450	Krista Christian	17	\$52,477	\$30,343	8,957	-1.30%	-6.76%	12.72%
21115	HANCOCK SCHOOL EMPLOYEES	Weirton	(304) 723-5605	David Karas	36	\$19,390	\$2,453	1,394	6.58%	12.32%	12.40%
18254	HARRISON COUNTY	Nutter Fort	(304) 622-3780	Kelly Amodio	43	\$14,406	\$4,174	1,941	4.62%	-7.39%	16.48%
6674	HOME	Clarksburg	(304) 623-6800	Natisha Swiger	31	\$27,845	\$17,803	3,014	1.94%	10.21%	16.50%
220	HOPE	Bridgeport	(681) 842-3065	Ronald Bragg	26	\$32,835	\$13,496	2,379	-1.75%	12.49%	19.86%
24236	HUNTINGTON C & O RAILWAY EMP.	Huntington	(304) 522-7998	Brian Whitlock	28	\$31,459	\$22,765	5,565	-3.24%	-8.30%	13.29%
795	HUNTINGTON WEST VA FIREMENS	Huntington	(304) 523-8321	Jerry Sheets	70	\$4,005	\$2,864	695	7.36%	2.26%	17.80%
3438	HUNTINGTONIZED	Huntington	(304) 528-2400	Angie Shumway	29	\$31,057	\$22,914	4,797	0.87%	5.45%	17.87%
14712	IBEW 141	Wheeling	(304) 277-3136	Kirt Levelle	76	\$1,853	\$590	413	-8.98%	-8.53%	13.17%
14030	IBEW 317	Huntington	(304) 522-4871	Codi Burchett	33	\$24,519	\$12,687	1,507	5.61%	10.97%	11.49%
108	KEMBA CHARLESTON	Dunbar	(304) 768-5700	Michael Heck	22	\$37,937	\$16,402	4,246	-0.68%	1.17%	21.76%
68113	LOCAL NO. 317 I.A.F.F.	Charleston	(304) 345-9790	William Gill	59	\$8,431	\$3,806	368	1.39%	24.72%	9.15%
24200	LOGAN COUNTY SCHOOL EMPLOYEES	Logan	(304) 752-1513	Dena Spry	77	\$1,270	\$378	439	-1.41%	19.75%	16.57%
22241	LONG REACH	Middlebourne	(304) 758-4308	Steven Reed	10	\$80,098	\$60,972	7,244	9.01%	20.47%	9.25%
22428	MARION COUNTY SCHOOL EMPLOYEES	Fairmont	(304) 366-2390	Marty Thomas	61	\$8,166	\$2,981	1,116	-7.29%	1.47%	21.20%
21713	MARSHALL COUNTY	Moundsville	(304) 843-1179	Russ Hall	40	\$17,002	\$6,362	2,826	4.32%	2.29%	9.50%
22337	MARTINSBURG V.A. CENTER	Kearneysville	(304) 263-3454	Sherry Peck	44	\$14,379	\$5,175	1,788	-2.68%	4.67%	11.83%
18950	MCDOWELL COUNTY	Welch	(304) 436-6800	Heather Mullins	85	\$57	\$18	35	8.80%	-2.85%	26.21%
4969	MEMBERS CHOICE WV	Charleston	(304) 346-5242	Stephanie Rippetoe	13	\$78,277	\$30,719	6,965	-3.32%	7.14%	21.39%
9413	MERCER COUNTY WV TEACHERS	Bluefield	(304) 323-3732	Timothy Dillon	50	\$12,053	\$10,111	1,895	17.76%	14.42%	10.34%
8791	METRO COMMUNITY	Huntington	(304) 697-4652	Jan Pelfrey	27	\$32,179	\$10,980	2,829	5.52%	20.40%	8.22%
22678	MINGO COUNTY EDUCATION	Williamson	(304) 239-0547	Michelle Barrett	75	\$2,397	\$2,343	454	-11.71%	10.55%	15.03%
10695	MORGANTOWN A E S	Morgantown	(304) 599-9600	Michael Gillespie	18	\$46,920	\$31,702	4,753	3.79%	3.25%	7.11%
12470	MOUNTAIN HERITAGE	Parkersburg	(304) 424-7256	Linda McClung	23	\$36,644	\$31,803	7,341	3.38%	1.64%	12.69%
5713	NATIONAL EMPLOYEES	Bluefield	(304) 325-9753	Charles Blankenship	51	\$10,949	\$5,926	3,000	0.57%	13.09%	13.12%
24090	NATRIUM EMPLOYEES	Proctor	(304) 455-6719	Erin Boggs	56	\$9,221	\$4,320	741	-5.33%	11.23%	9.07%
22697	NOVAMONT EMPLOYEES	Kenova	(304) 453-5935	Denise Harris	80	\$918	\$825	132	-1.19%	39.28%	19.89%
6239	O. F. TOALSTON	Logan	(304) 792-2356	Michelle Barrett	82	\$415	\$428	175	11.73%	21.17%	11.34%
19881	OHIO COUNTY PUBLIC SCHOOLS	Wheeling	(304) 243-0499	Jolene Kiger	67	\$5,158	\$1,778	834	7.73%	6.92%	13.66%
12143	ONE COMMUNITY	Parkersburg	(304) 865-0439	Steven Napier	11	\$79,214	\$53,901	6,701	2.54%	0.46%	9.95%
11323	PACE	Huntington	(304) 399-5230	Lisa Saunders	62	\$7,461	\$4,974	1,236	4.75%	16.97%	15.35%
16993	PEOPLES	Nitro	(304) 722-2274	Andrew Myers	9	\$92,429	\$73,839	10,732	-2.91%	11.81%	10.46%
3576	PIONEER WEST VIRGINIA	Charleston	(304) 348-6648	Dan McGowan	5	\$183,419	\$145,700	16,646	-5.02%	-10.81%	11.96%
23015	PRESTON	Kingwood	(304) 329-2699	Cheri Wooten	32	\$26,706	\$7,726	1,833	1.05%	-2.46%	12.94%
21107	PUTNAM SCHOOL EMPLOYEES	Eleanor	(304) 586-3900	Judy Barrett	48	\$12,351	\$4,993	1,997	1.78%	11.11%	17.06%
23722	RALEIGH CO. EDUCATORS	Beckley	(304) 256-4600	Damon Hamby	35	\$20,465	\$7,359	2,300	-2.48%	3.79%	22.50%

CH#	CREDIT UNION	CITY	PHONE	CEO	RANK	ASSETS (\$000)	LOANS (\$000)	MEMBERS	SHARE GROWTH	LOAN GROWTH	NET WORTH RATIO
7790	RALEIGH COUNTY	Beckley	(304) 253-6279	Donna Kauff	46	\$14,136	\$11,539	1,878	3.74%	12.10%	13.04%
13321	RAVENSWOOD	Ravenswood	(304) 273-0515	Melissa Casto	25	\$33,839	\$16,961	5,294	4.00%	31.53%	11.85%
10301	ROMNEY	Romney	(304) 822-3116	Beth McDonald	63	\$7,385	\$5,611	1,165	15.83%	42.80%	11.36%
16989	SOUTH CHARLESTON EMPLOYEES	South Charleston	(304) 720-5600	Phala Sigmon	42	\$15,769	\$4,525	1,312	-13.78%	-4.41%	51.52%
911	STAR USA	Charleston	(304) 357-2319	Daniel Smithson	6	\$157,540	\$123,129	15,395	-2.36%	3.82%	9.10%
8418	STRIP STEEL COMMUNITY	Weirton	(304) 748-6622	Sandra Yocum	19	\$44,667	\$17,975	3,591	-1.86%	9.33%	21.86%
20957	TEAMSTERS LOCAL 697	Wheeling	(304) 232-9840	Rebecca Komorowski	74	\$2,477	\$1,662	551	6.25%	7.58%	12.11%
15632	TELBECK	Beckley	(304) 255-9815	Jaleisa Coleman	47	\$13,322	\$9,666	1,381	12.10%	1.61%	9.89%
67222	THE STATE	Charleston	(304) 558-0566	Brent Gray	14	\$70,080	\$38,295	8,417	1.56%	-0.27%	16.22%
21305	THE UNITED	Morgantown	(304) 598-5010	Ed Cosner	8	\$99,494	\$74,328	6,810	5.01%	3.73%	21.71%
8420	TIN MILL EMPLOYEES	Weirton	(304) 748-5811	Harry Devilling	39	\$17,909	\$5,064	1,437	1.09%	19.80%	21.74%
12853	TRI-AG	Morgantown	(304) 292-3798	Karen Mason	54	\$10,403	\$9,093	2,295	-19.30%	-16.21%	5.05%
22681	TWIN OAKS	Apple Grove	(304) 576-4056	Carrie Payne	64	\$6,095	\$5,678	1,297	3.27%	6.37%	8.79%
21100	UNION TRADES	Parkersburg	(304) 485-1421	Dianah Angert	30	\$30,374	\$15,990	3,636	19.14%	4.67%	14.88%
12673	UNITED HOSPITAL CENTER	Bridgeport	(681) 342-1892	Lauren Conner	49	\$12,275	\$6,544	1,590	-1.75%	21.42%	15.32%
785	UNIVERSAL	Huntington	(304) 697-2919	Chuck Robateau	12	\$79,205	\$25,500	6,895	0.61%	-9.39%	14.58%
6672	US EMPLOYEES	Fairmont	(304) 366-0910	James Emerick	78	\$1,218	\$866	151	20.00%	3.15%	11.08%
14045	VALLEY BOARD	Halltown	(304) 725-2076	Robin Carroll	84	\$120	\$71	61	-5.40%	-19.11%	27.42%
68112	WEST VIRGINIA STATE CONVENTION	Hilltop	(304) 469-3737	Frances Jackson	83	\$321	\$51	185	-10.63%	-18.56%	6.54%
24792	WAYCOSE	Huntington	(304) 429-1213	Tracy Foster	73	\$2,859	\$2,403	1,101	-0.90%	9.99%	16.17%
14257	WEE	Parkersburg	(304) 420-9517	Todd McGinnis	37	\$19,209	\$7,346	1,871	-3.59%	0.08%	13.78%
17057	WEST VIRGINIA	South Charleston	(304) 744-7604	Nick Arvon	7	\$119,757	\$76,888	8,263	-5.03%	-7.66%	15.84%
24888	WEST VIRGINIA CENTRAL	Parkersburg	(304) 485-4523	Michael Tucker	4	\$197,081	\$146,732	20,272	4.54%	5.40%	11.97%
13990	WHETELCO	Wheeling	(304) 232-8123	Lynne Teets	72	\$3,136	\$695	618	-13.57%	21.99%	48.99%
8474	WILLOW ISLAND	Saint Marys	(304) 665-1127	Shelly Winans	58	\$8,471	\$5,740	1,664	3.62%	-13.24%	9.08%
12938	WV NATIONAL GUARD	Charleston	(304) 342-2422	Emily Green	20	\$41,111	\$15,442	1,866	-9.33%	0.11%	13.98%
14611	WVU EMPLOYEES	Morgantown	(304) 293-5737	Craig Street	21	\$40,736	\$15,951	5,172	-2.69%	16.27%	15.92%



WISCONSIN CREDIT UNIONS | DATA AS OF 12.31.19

	2015	2016	2017	2018	2019	2019 Growth	5-Year CAGR
<b>Number of Credit Unions</b>	<b>154</b>	<b>147</b>	<b>132</b>	<b>128</b>	<b>124</b>	<b>-3.13%</b>	<b>-4.24%</b>
<b>Number of Members</b>	2,757,474	2,941,194	3,089,622	3,243,891	3,367,939	<b>3.82%</b>	<b>4.08%</b>
<b>Total Assets (\$000)</b>	\$30,417,331	\$33,226,438	\$36,071,895	\$39,106,278	\$43,368,877	<b>10.90%</b>	<b>7.35%</b>
<b>Total Shares (\$000)</b>	\$26,086,610	\$28,229,821	\$30,237,653	\$32,770,069	\$36,276,264	<b>10.70%</b>	<b>6.82%</b>
<b>Total Loans (\$000)</b>	\$23,507,328	\$25,873,401	\$28,788,715	\$32,047,243	\$34,602,499	<b>7.97%</b>	<b>8.04%</b>
<b>Total Capital (\$000)</b>	\$3,507,514	\$3,835,106	\$4,225,201	\$4,638,924	\$5,127,218	<b>10.53%</b>	<b>7.89%</b>

CH#	CREDIT UNION	CITY	PHONE	CEO	RANK	ASSETS (\$000)	LOANS (\$000)	MEMBERS	SHARE GROWTH	LOAN GROWTH	NET WORTH RATIO
67022	1ST CLASS EXPRESS	Waukesha	(262) 548-9328	Susan Ross	115	\$2,281	\$2,055	683	-9.51%	-0.86%	19.35%
67012	1ST COMMUNITY	Sparta	(608) 269-8121	Brad Bauges	35	\$169,746	\$133,527	12,418	1.15%	0.44%	10.60%
66546	AIR TECH	Milwaukee	(414) 744-1325	Kandace Lessard	112	\$3,339	\$1,554	800	2.99%	2.36%	18.61%
66660	ALLOY EMPLOYEES	Waukesha	(262) 832-8160	Kevin Mater	123	\$352	\$197	144	-1.47%	32.92%	42.45%
24077	ALTRA	Onalaska	(608) 787-4500	Steve Koenen	11	\$1,668,081	\$1,465,979	110,032	11.01%	9.55%	11.44%
66675	APPLETREE	West Allis	(414) 546-7800	Lisa Greco	39	\$131,307	\$102,262	6,358	2.30%	1.50%	23.68%
66532	ARCADIA	Arcadia	(608) 323-2126	Michele Roesler	51	\$84,738	\$68,455	5,968	12.44%	4.79%	13.47%
67243	ATHENS AREA	Athens	(715) 257-9337	Valerie Murray	74	\$32,929	\$9,124	2,916	1.79%	-2.10%	13.56%
66537	AVESTAR	Waterloo	(920) 478-2151	Kay Radloff	85	\$25,738	\$22,323	3,294	5.11%	6.63%	10.79%
66750	BADGER-GLOBE	Neenah	(920) 722-2122	Carla Watson	66	\$45,705	\$27,660	2,917	5.72%	4.92%	14.18%
66549	BAY SHORE	Marinette	(715) 732-0065	Vicki Carviov	76	\$32,259	\$19,569	3,478	4.17%	8.48%	18.30%
66998	BLACKHAWK COMMUNITY	Janesville	(608) 755-6065	Sherril Stumpf	16	\$619,877	\$497,781	51,331	5.92%	24.64%	8.01%
67003	BRANTWOOD	Brantwood	(715) 564-2232	Beverly Heikkinen	108	\$5,518	\$4,875	808	4.85%	0.90%	14.24%
66637	BREWERY	Milwaukee	(414) 273-3170	Steven Janssen	65	\$45,962	\$33,192	8,668	7.94%	0.47%	21.37%
67000	BROKAW	Weston	(715) 359-7012	Mary Zillman	63	\$53,771	\$30,904	6,197	1.19%	1.53%	9.42%
66865	CAPITAL	Green Bay	(920) 494-2828	Thomas Young	10	\$1,678,005	\$1,365,616	121,877	13.96%	3.90%	11.70%
66513	CENTRAL WISCONSIN	Plover	(715) 341-0520	Frank Hunt	71	\$39,407	\$24,891	3,937	4.59%	-0.33%	10.97%
66844	CLOVERBELT	Wausau	(715) 842-5693	Paul Chittum	27	\$254,065	\$195,348	17,262	-0.19%	0.30%	13.08%
66642	COMMUNITY FIRST	Appleton	(920) 830-7200	Catherine Tierney	3	\$3,412,023	\$2,610,443	139,822	11.82%	4.30%	13.28%
66755	COMPASSIONATE CARE	Fond Du Lac	(920) 926-4980	Carrie Vander Grinten	106	\$6,806	\$5,552	1,540	-1.90%	0.33%	11.01%
66426	CONE	Neenah	(920) 886-6455	Mike Mehlberg	82	\$28,115	\$18,809	1,494	-0.01%	3.84%	11.49%
66538	CONNEXUS	Wausau	(715) 847-4700	David Christenson	6	\$2,675,632	\$2,351,417	362,634	18.06%	24.40%	9.42%
66983	CO-OP	Black River Falls	(715) 284-5333	Eric Chrisinger	21	\$369,966	\$308,742	20,360	9.35%	2.53%	11.90%
66456	COUNTY - CITY	Jefferson	(920) 674-5542	Beth Krahn	84	\$26,803	\$16,516	3,238	0.28%	8.38%	10.16%
66848	COVANTAGE	Antigo	(715) 627-4336	Charlie Zanayed	8	\$1,905,407	\$1,534,694	120,768	16.51%	14.18%	11.51%
66665	DAIRYLAND POWER	La Crosse	(608) 787-1283	Susan Johnson	95	\$15,845	\$12,985	1,473	4.10%	3.71%	18.86%
66884	DANE COUNTY	Madison	(608) 256-5665	Shay Santos	32	\$191,057	\$129,115	18,704	1.62%	-12.72%	7.84%
66448	EDUCATORS	Racine	(262) 886-5900	Linda Hoover	7	\$2,171,954	\$1,788,541	198,691	7.66%	5.91%	12.63%
68317	EMPOWER	West Allis	(414) 988-6600	Michael Brandt	49	\$89,279	\$67,158	4,821	5.28%	14.11%	20.13%
66880	ENTERPRISE	Brookfield	(262) 797-6260	Jeff Bashaw	83	\$27,323	\$13,623	3,748	2.60%	9.71%	9.27%
66395	EVERGREEN	Neenah	(920) 729-2999	Kathy Jankowski	69	\$40,545	\$32,763	3,485	8.68%	1.76%	14.02%
66423	FIREFIGHTERS	Onalaska	(608) 784-9480	Bruce Zmolek	48	\$89,556	\$73,907	4,982	5.60%	5.02%	15.19%
66545	FIRST CHOICE	Marshfield	(715) 387-8405	Rob Schulz	72	\$36,148	\$14,149	3,088	5.74%	-3.15%	15.75%
67214	FIRST COMM. CREDIT UNION OF BELOIT	Beloit	(608) 362-9077	Jack Gill	36	\$166,719	\$144,776	20,013	2.55%	4.33%	13.38%
66451	FOCUS	Menomonee Falls	(262) 255-0833	Dean Wilson	68	\$44,245	\$36,838	6,889	-1.83%	-0.89%	8.05%
67176	FOND DU LAC	Fond Du Lac	(920) 921-1123	Scott Roesch	59	\$66,291	\$43,923	7,061	6.83%	-2.34%	10.35%
67184	FORT COMMUNITY	Fort Atkinson	(920) 563-7305	Sue Johnson	26	\$259,032	\$173,500	21,975	3.92%	2.98%	15.48%
66798	FORWARD FINANCIAL	Niagara	(715) 251-4546	Rob Langsford	54	\$74,579	\$49,871	8,396	4.44%	-1.54%	12.11%
66731	FOX COMMUNITIES	Appleton	(920) 993-9000	Greg Hilbert	9	\$1,834,894	\$1,520,418	105,468	12.70%	5.33%	11.18%
67238	GLACIER HILLS	West Bend	(262) 338-1888	Tami Winkler	37	\$146,753	\$112,151	15,972	9.04%	13.73%	10.59%
67096	GOLDEN RULE COMMUNITY	Ripon	(920) 748-5336	Daniel Ige	77	\$31,079	\$17,128	3,717	10.16%	5.19%	9.13%
66529	GOVERNMENTAL EMPLOYEES	La Crosse	(608) 785-7720	Travis Carley	55	\$73,583	\$64,522	5,899	5.91%	4.65%	10.03%
66806	GREATER GALILEE BAPTIST	Milwaukee	(414) 562-0072	Eddie Murphy	124	\$238	\$181	193	13.89%	59.97%	3.12%
66638	GUARDIAN	Oak Creek	(414) 546-7450	Kevin Nitka	31	\$220,222	\$155,448	32,311	0.56%	-9.59%	6.21%
66477	GUNDERSEN	La Crosse	(608) 775-4715	Jeremy Yardley	64	\$50,620	\$36,592	3,628	13.22%	-3.79%	12.83%
66881	HAYWARD COMMUNITY	Hayward	(715) 634-8931	Jenni Strama	53	\$75,005	\$41,740	7,044	4.95%	-7.28%	10.78%
66683	HEALTH CARE	Oshkosh	(920) 233-1140	Derek Groth	93	\$20,131	\$17,820	2,403	12.62%	18.11%	11.96%
66710	HEARTLAND	Madison	(608) 282-7000	Sally Dischler	22	\$312,350	\$252,333	22,446	9.88%	3.62%	10.32%
68385	HERITAGE	Madison	(608) 268-5090	Anita Rauch	20	\$389,447	\$311,637	30,021	6.59%	11.31%	11.68%
66476	HOLY FAMILY MEMORIAL	Manitowoc	(920) 320-2209	Tammi Dvorachek	98	\$15,138	\$8,767	1,812	-1.61%	-7.30%	11.22%
68044	HOLY REDEEMER COMMUNITY	Milwaukee	(414) 466-1800	Lisa Neal	121	\$816	\$85	259	-4.31%	-22.89%	21.17%
66434	INDIANHEAD	Spooner	(715) 635-8273	Katherine Berndt	60	\$62,761	\$30,651	7,481	7.28%	1.26%	11.01%
66503	IRON COUNTY COMMUNITY	Hurley	(715) 561-2842	Dale Gottschalk	80	\$28,283	\$19,861	3,661	8.09%	9.10%	14.34%
66410	KENOSHA POLICE AND FIREMEN'S	Kenosha	(262) 658-3332	Daniel Santelli	104	\$9,488	\$4,316	1,040	-5.25%	18.98%	35.59%
66872	KOHLER	Kohler	(920) 459-2595	Tony Klockow	19	\$429,077	\$362,225	42,237	4.14%	2.91%	9.22%
66406	LA CROSSE-BURLINGTON	La Crosse	(608) 781-5040	Dorothy Hannon	107	\$6,681	\$2,748	960	1.84%	-3.77%	14.91%
66999	LAKEWOOD	Rib Lake	(715) 427-5201	Amy Ketterhagen	103	\$10,884	\$4,398	1,576	-2.91%	4.07%	16.69%
66751	LANDMARK	New Berlin	(262) 796-4500	Jay Magulski	1	\$4,463,283	\$3,692,957	358,236	12.40%	7.12%	10.37%

CH#	CREDIT UNION	CITY	PHONE	CEO	RANK	ASSETS (\$000)	LOANS (\$000)	MEMBERS	SHARE GROWTH	LOAN GROWTH	NET WORTH RATIO
24648	LCO	Hayward	(715) 634-7772	Jacob Trepanier	117	\$1,767	\$1,715	1,546	8.24%	13.95%	10.27%
66500	M. G. & E.	Madison	(608) 255-1773	Eileen Harrison	114	\$3,089	\$2,523	631	-4.59%	-16.25%	16.39%
66862	M.E. EMPLOYEES	Wausau	(715) 675-8296	Tracie Wills	99	\$13,777	\$11,521	1,511	6.01%	0.47%	12.92%
66431	MADISON	Madison	(608) 266-4750	Ilene Fritschler	67	\$44,357	\$20,628	3,346	2.28%	4.85%	10.39%
66499	MADISON FIRE DEPARTMENT	Madison	(608) 266-4952	Stephen Krieger	110	\$3,917	\$3,348	853	17.80%	5.44%	18.46%
66466	MARATHON COUNTY EMPLOYEES	Wausau	(715) 261-7680	Jami Olcott	79	\$28,865	\$23,868	2,780	9.44%	4.10%	16.02%
66752	MARINE	Onalaska	(920) 923-7280	Shawn Hanson	14	\$857,609	\$695,338	76,858	-3.75%	15.54%	10.95%
67066	MARSHFIELD MEDICAL CENTER	Marshfield	(715) 387-8686	Carol Adler	57	\$67,010	\$34,009	3,976	1.01%	-1.99%	8.61%
66878	MCU FINANCIAL CENTER	Racine	(262) 634-6691	Richard Delfs	88	\$23,558	\$20,736	3,206	-2.65%	13.63%	10.18%
66618	MEADOWLAND	Sheboygan Falls	(920) 467-8105	David Horner	89	\$23,435	\$17,602	2,496	4.45%	6.00%	9.41%
66633	MEMBERS' ADVANTAGE	Wisconsin Rapids	(715) 421-1610	Thomas Bulin	40	\$122,415	\$96,323	11,422	9.18%	3.58%	18.43%
67008	MEMBERS FIRST	Madison	(608) 271-5301	Nick Kessenich	86	\$25,031	\$20,707	2,854	8.96%	-8.16%	13.25%
67017	N.E.W.	Oconto Falls	(920) 848-2793	Lisa Gilligan	43	\$112,768	\$77,259	12,723	9.25%	0.93%	11.68%
66393	NEKOOSA	Nekoosa	(715) 886-3661	Michael Diercks	90	\$22,483	\$8,838	1,529	-1.78%	-3.18%	25.46%
66632	NORTHERN PAPER MILLS	Green Bay	(920) 432-4533	Maureen Bartley	91	\$21,169	\$16,249	2,017	-4.17%	-3.71%	20.80%
66555	NORTHWESTERN MUTUAL	Milwaukee	(414) 665-3423	Scott Bliss	34	\$173,484	\$102,984	6,784	11.13%	20.94%	12.79%
67240	NORTHWOODS COMMUNITY	Park Falls	(715) 762-3208	Sally Zoesch	52	\$75,218	\$52,711	9,412	6.97%	2.24%	10.72%
67200	OAKDALE	Oakdale	(608) 372-3939	Colleen Woggon	56	\$71,330	\$55,550	11,018	2.77%	1.50%	9.75%
66779	OSHKOSH COMMUNITY	Oshkosh	(920) 233-1952	Jennifer Strange	92	\$20,430	\$15,018	2,539	10.72%	6.40%	9.09%
66418	OSHKOSH POSTAL EMPLOYEES	Oshkosh	(920) 233-3117	Michele Spanbauer	108	\$5,518	\$4,261	593	0.01%	-1.86%	8.46%
66474	OSHKOSH TRUCK	Oshkosh	(920) 233-2611	Sara Steichen	96	\$15,515	\$6,250	1,598	0.30%	1.08%	15.80%
67196	PARK CITY	Merrill	(715) 536-8351	Val Mindak	28	\$224,956	\$170,406	20,333	12.80%	2.94%	9.45%
66424	PCM	Green Bay	(920) 499-2831	Dan Wollin	25	\$269,256	\$222,833	13,075	4.44%	2.80%	14.15%
66786	PEOPLES CHOICE	Medford	(715) 748-5303	Mary Henrichs	70	\$39,978	\$31,694	4,397	14.97%	4.02%	7.65%
66663	POLICE	Sheboygan	(920) 459-3333	Michael Williams	122	\$737	\$723	137	8.94%	10.76%	21.33%
66491	POST OFFICE	Madison	(608) 244-3518	Kevin Yaeger	73	\$33,205	\$22,671	3,004	0.53%	-16.16%	22.76%
66760	PREMIER FINANCIAL	New Holstein	(920) 898-4232	Steven Nothem	45	\$98,484	\$55,814	8,968	2.84%	0.55%	10.48%
66449	PRIME FINANCIAL	Cudahy	(414) 486-4500	Christine Moczynski	42	\$113,321	\$96,562	16,188	3.06%	-0.21%	9.40%
66652	PROSPERA	Appleton	(920) 882-4800	Sheila Schinke	23	\$291,319	\$232,660	21,147	11.53%	3.20%	8.90%
66461	PUBLIC SERVICE	Wausau	(715) 842-9865	Sandra Leszczynski	101	\$11,501	\$7,032	1,160	-4.84%	4.24%	23.99%
66622	RACINE MUNICIPAL EMPLOYEES	Racine	(262) 637-7274	N. Christensen-Zabler	97	\$15,481	\$9,935	1,815	6.78%	15.06%	14.48%
67183	RIPCO	Rhineland	(715) 365-4800	Liza Edinger	38	\$136,462	\$89,057	12,313	4.34%	6.97%	10.86%
66834	ROYAL	Eau Claire	(715) 833-8111	Brandon Riechers	5	\$2,837,926	\$2,511,379	223,815	19.94%	16.53%	10.10%
66440	SCHNEIDER COMMUNITY	Green Bay	(920) 499-4711	Dorrie Schrimpf	94	\$19,941	\$14,771	3,374	-3.64%	-7.49%	16.48%
66662	SCHOOL EMPLOYEES	Superior	(715) 392-5650	Mike Matejka	116	\$2,087	\$1,906	688	-7.31%	-0.81%	16.44%
66439	SENTRY	Stevens Point	(715) 346-6532	Rex Fair	44	\$104,244	\$78,702	6,853	7.81%	10.85%	15.18%
66530	SERVICE	Green Bay	(920) 433-1784	Nicole Fawcett	100	\$12,569	\$8,579	1,163	8.05%	7.48%	20.44%
66616	SHEBOYGAN AREA	Sheboygan	(920) 459-5151	Robert Walleser	62	\$55,163	\$29,143	6,113	5.75%	2.20%	12.00%
66444	SHIPBUILDERS	Manitowoc	(920) 682-8500	Mike Steimle	50	\$86,428	\$68,267	10,264	6.78%	4.28%	16.03%
66447	SHORELINE	Two Rivers	(920) 793-4541	Nathan Grossenbach	46	\$93,019	\$56,835	8,210	0.92%	-6.23%	9.56%
66678	SIMPLICITY	Marshfield	(715) 387-3702	Pat Wesenberg	24	\$276,886	\$206,173	24,957	5.79%	11.79%	11.38%
66707	SOUTHERN LAKES	Kenosha	(262) 694-1600	Timothy Barthel	47	\$90,674	\$60,936	10,106	5.02%	-0.53%	8.62%
66564	ST. MARY'S & AFFILIATES	Madison	(608) 256-5062	Michele Lehmann	75	\$32,551	\$24,615	3,998	0.57%	-2.15%	11.45%
66565	STOPPENBACH	Jefferson	(920) 674-2564	Joetta Furgason	118	\$1,656	\$1,383	526	27.18%	19.84%	24.78%
66613	STOUGHTON US RUBBER EMPLOYEES	Stoughton	(608) 873-6631	Tom Henderson	120	\$899	\$341	282	-5.91%	9.94%	23.94%
67190	SUMMIT	Madison	(608) 243-5000	Kim Sponem	2	\$3,689,604	\$2,943,562	196,537	16.75%	5.78%	11.64%
67173	SUPERIOR CHOICE	Superior	(715) 392-5616	Gary Elliott	18	\$493,429	\$389,146	28,962	5.44%	2.33%	11.51%
67237	SUPERIOR MUNICIPAL EMPLOYEES	Superior	(715) 392-4466	Michael Conway	111	\$3,468	\$2,885	580	-2.77%	-5.58%	15.75%
66388	TAYLOR	Medford	(715) 748-2447	Debra Woods	61	\$60,068	\$40,476	7,985	7.40%	4.80%	11.03%
66877	TEACHERS	Beloit	(608) 362-8983	Amy Jacobson	87	\$24,518	\$9,787	2,101	2.24%	10.14%	13.63%
24849	THRIVENT	Appleton	(866) 226-5225	Todd Sipe	15	\$629,553	\$435,595	59,454	6.75%	15.61%	9.24%
66615	TOMAH AREA	Tomah	(608) 372-4736	Todd Scholz	58	\$66,629	\$47,994	6,964	6.69%	5.76%	10.55%
66640	TRI-COUNTY	Marinette	(715) 735-3913	Rachel Raygo	78	\$29,164	\$16,755	2,696	1.46%	-2.03%	14.31%
66851	UNISON	Kaukauna	(920) 766-6000	Mark Hietpas	29	\$223,903	\$150,277	18,011	5.44%	3.18%	10.64%
67248	UNITEDONE	Manitowoc	(920) 684-0361	Kim Rooney	30	\$222,665	\$197,820	19,624	4.71%	3.72%	12.99%
66492	UNIVERSITY OF WISCONSIN	Madison	(608) 232-5000	Paul Kundert	4	\$3,331,481	\$2,475,696	278,424	11.70%	13.13%	9.97%
66776	UTILITIES	Eau Claire	(715) 737-2467	Heidi Schultz	105	\$6,898	\$3,598	964	5.26%	-10.58%	13.46%
66430	VALLEY COMMUNITIES	Mosinee	(715) 693-3400	Kelly Hladovcak	33	\$180,512	\$125,989	15,663	9.91%	2.49%	13.60%
66777	VERVE, A	Oshkosh	(920) 236-7040	Kevin Ralofsky	13	\$999,726	\$754,228	60,061	8.83%	-6.51%	11.96%
66677	WEA	Madison	(608) 274-9828	Mark Schrimpf	81	\$28,273	\$17,322	2,748	4.09%	1.83%	12.86%
67208	WESTBY CO-OP	Westby	(608) 634-3118	Kevin Hauser	17	\$553,188	\$441,903	34,769	7.48%	6.35%	17.24%
66742	WESTCONSIN	Menomonie	(715) 235-3403	Lora Benrud	12	\$1,336,372	\$1,063,358	101,200	6.43%	6.80%	12.54%
66437	WINNEBAGO COMMUNITY	Oshkosh	(920) 233-9096	Tony Tiede	41	\$121,113	\$96,566	8,013	12.18%	3.96%	11.12%
66686	WISCONSIN LATVIAN	Milwaukee	(414) 232-1744	Sandra Mednis	113	\$3,138	\$1,919	406	20.54%	-3.11%	9.39%
66625	WISCONSIN MEDICAL	Green Bay	(920) 432-4353	Mary Groh	102	\$11,431	\$8,111	1,279	7.60%	23.10%	11.15%
66547	WOOD COUNTY EMPLOYEES	Wisconsin Rapids	(715) 421-2313	Karen Kubisiak	119	\$1,116	\$1,044	286	-0.81%	-6.98%	16.58%

## STATE TABLE

## WYOMING

WYOMING CREDIT UNIONS | DATA AS OF 12.31.19

	2015	2016	2017	2018	2019	2019 Growth	5-Year CAGR
<b>Number of Credit Unions</b>	<b>29</b>	<b>29</b>	<b>28</b>	<b>26</b>	<b>25</b>	<b>-3.85%</b>	<b>-2.92%</b>
<b>Number of Members</b>	245,764	270,585	269,889	278,724	291,454	<b>4.57%</b>	<b>3.47%</b>
<b>Total Assets (\$000)</b>	\$2,593,469	\$2,988,145	\$3,092,480	\$3,284,309	\$3,566,540	<b>8.59%</b>	<b>6.58%</b>
<b>Total Shares (\$000)</b>	\$2,283,141	\$2,612,377	\$2,695,468	\$2,805,556	\$3,097,889	<b>10.42%</b>	<b>6.29%</b>
<b>Total Loans (\$000)</b>	\$1,829,738	\$2,201,241	\$2,339,066	\$2,581,642	\$2,775,452	<b>7.51%</b>	<b>8.69%</b>
<b>Total Capital (\$000)</b>	\$284,635	\$325,322	\$337,201	\$364,111	\$396,184	<b>8.81%</b>	<b>6.84%</b>

CH#	CREDIT UNION	CITY	PHONE	CEO	RANK	ASSETS (\$000)	LOANS (\$000)	MEMBERS	SHARE GROWTH	LOAN GROWTH	NET WORTH RATIO
11867	A.C.P.E.	Laramie	(307) 745-4726	Marcia Dent	14	\$49,149	\$35,912	4,431	3.35%	2.54%	9.22%
16009	ATLANTIC CITY	Lander	(307) 332-5151	Brian Rohrbacher	9	\$126,539	\$81,390	10,317	8.26%	21.40%	12.01%
7361	BLUE	Cheyenne	(800) 368-9328	Stephanie Teubner	1	\$1,152,618	\$980,096	89,960	14.35%	7.93%	10.12%
20727	CAMPCO	Gillette	(307) 682-6105	Kurt Thelen	8	\$133,167	\$92,827	14,241	13.84%	12.17%	9.29%
7307	CHEYENNE-LARAMIE COUNTY EMP.	Cheyenne	(307) 638-6476	Terri Mclees	18	\$24,880	\$5,976	2,257	2.91%	-0.88%	11.26%
9644	CITCO	Sheridan	(307) 674-7449	Tracy Thorpe	21	\$16,204	\$12,013	2,009	27.92%	5.64%	8.98%
5465	FIRST EDUCATION	Cheyenne	(307) 432-7400	James Yates	11	\$63,226	\$24,206	5,617	3.36%	11.20%	8.30%
9096	GREATER WYOMING	Casper	(307) 234-5662	Elizabeth Stetz	19	\$21,231	\$12,574	2,045	0.25%	3.02%	10.53%
18025	GREEN RIVER BASIN	Green River	(307) 875-3044	Kelly Davis	22	\$12,222	\$5,919	1,882	3.76%	2.44%	7.18%
9501	GUERNSEY COMMUNITY	Guernsey	(307) 836-2813	Wai Logan	25	\$1,865	\$1,197	327	3.80%	4.74%	10.02%
687	LARAMIE PLAINS COMMUNITY	Laramie	(307) 745-5365	Tyler Valentine	13	\$53,566	\$45,289	7,023	1.63%	0.55%	9.09%
9160	MERIDIAN TRUST	Cheyenne	(307) 635-7878	Kim Withers	2	\$425,932	\$344,699	29,335	5.87%	7.83%	11.52%
9148	PATHFINDER	Casper	(307) 234-4271	Tyler Disburg	15	\$45,032	\$34,922	4,432	2.12%	-1.63%	10.54%
12794	POWELL SCHOOLS	Powell	(307) 764-6133	Bobbie Bell	24	\$2,303	\$1,961	367	-0.84%	11.85%	11.97%
1748	RELIANT	Casper	(307) 234-1429	Steve Higginson	7	\$139,356	\$93,116	12,448	6.73%	7.24%	10.29%
4374	SHERIDAN COMMUNITY	Sheridan	(307) 672-3445	Todd Hilling	12	\$58,508	\$50,875	6,161	5.90%	8.51%	10.86%
8733	SUNLIGHT	Cody	(307) 587-4915	Steven Pearson	10	\$119,011	\$80,743	11,832	11.34%	13.33%	16.01%
13600	SWEETWATER	Rock Springs	(307) 382-2227	Candise Taylor	20	\$20,207	\$6,326	1,825	1.97%	11.43%	11.04%
15741	TRONA VALLEY COMMUNITY	Green River	(307) 875-9800	Jeremy Gibson	5	\$233,535	\$182,441	20,302	10.62%	3.07%	11.81%
9089	UNIWIYO	Laramie	(307) 721-5600	Dave Krause	3	\$383,478	\$301,147	31,184	11.22%	8.58%	10.63%
3972	WESTERN VISTA	Cheyenne	(307) 634-2197	Steven Leafgreen	6	\$178,108	\$138,842	11,265	26.38%	14.51%	10.67%
9094	WYHY	Cheyenne	(307) 638-4200	William Willingham III	4	\$245,184	\$203,132	15,704	7.38%	2.72%	12.96%
12354	WYO CENTRAL	Casper	(307) 234-5401	Kyle Thompson	16	\$31,553	\$19,267	3,187	5.17%	-5.56%	9.68%
21498	WYOCEM	Green River	(307) 875-4989	Heather Livingston	17	\$25,255	\$18,110	2,652	4.49%	-0.70%	8.93%
2472	YELLOWSTONE	Yellowstone Natl. Park	(307) 344-7974	Martha Powell	23	\$4,409	\$2,473	651	-5.07%	-0.15%	8.66%

U.S. TERRITORIES CREDIT UNIONS | DATA AS OF 12.31.19

	2015	2016	2017	2018	2019	2019 Growth	5-Year CAGR
<b>Number of Credit Unions</b>	<b>18</b>	<b>18</b>	<b>15</b>	<b>14</b>	<b>14</b>	<b>0.00%</b>	<b>-4.90%</b>
<b>Number of Members</b>	168,786	163,132	163,772	165,676	168,310	<b>1.59%</b>	<b>-0.06%</b>
<b>Total Assets (\$000)</b>	\$1,272,328	\$1,331,761	\$1,383,402	\$1,438,669	\$1,497,520	<b>4.09%</b>	<b>3.31%</b>
<b>Total Shares (\$000)</b>	\$1,080,170	\$1,139,770	\$1,177,079	\$1,223,454	\$1,270,063	<b>3.81%</b>	<b>3.29%</b>
<b>Total Loans (\$000)</b>	\$827,926	\$863,569	\$921,647	\$994,955	\$1,026,187	<b>3.14%</b>	<b>4.39%</b>
<b>Total Capital (\$000)</b>	\$178,720	\$184,348	\$189,601	\$196,664	\$212,847	<b>8.23%</b>	<b>3.56%</b>

CH#	CREDIT UNION	CITY	PHONE	CEO	RANK	ASSETS (\$000)	LOANS (\$000)	MEMBERS	SHARE GROWTH	LOAN GROWTH	NET WORTH RATIO
<b>GUAM</b>											
15222	COAST360	Maite	(671) 477-8736	Gener Deliquina	1	\$414,336	\$321,602	49,921	8.76%	3.57%	13.82%
15051	COMMUNITY FIRST GUAM	Hagatna	(671) 472-8210	Gerard Cruz	2	\$130,265	\$102,420	12,011	0.67%	1.06%	10.78%
<b>PUERTO RICO</b>											
7347	BORINQUEN COMMUNITY	Aguadilla	(787) 890-8251	Sylvia Ramirez	5	\$14,762	\$10,273	1,837	-8.92%	1.05%	12.91%
7345	CARIBE	San Juan	(787) 474-5151	Jorge Vadell	1	\$422,363	\$317,837	41,317	6.45%	5.43%	12.85%
13785	GLAMOUR	Quebradillas	(787) 895-3030	Elba Rodriguez	6	\$3,442	\$2,039	1,107	2.37%	9.24%	8.75%
13939	PUERTO RICO	Caparra	(787) 749-0500	Jomar Martinez-Gomez	3	\$151,183	\$99,549	21,514	3.71%	9.06%	15.46%
12771	PUERTO RICO EMPLOYEE GROUPS	San Juan	(787) 782-4050	Ernesto Santiago	7	\$2,772	\$1,962	1,035	2.22%	12.82%	10.23%
11477	UNIVERSAL COOP	Rio Grande	(787) 887-2195	Luis Guzman	4	\$24,481	\$11,249	3,182	-7.63%	-9.82%	10.88%
6918	VAPR	San Juan	(787) 764-3729	Angel Lorenzo	2	\$207,430	\$114,676	20,273	-4.80%	-6.62%	10.08%
<b>VIRGIN ISLANDS</b>											
7989	CHRISTIANSTED	Christiansted	(340) 773-5444	Alphonso Meade	2	\$24,070	\$4,051	3,044	-1.84%	2.72%	19.78%
8069	FREDERIKSTED	Frederiksted	(340) 772-0435	Patrice Canton	3	\$18,636	\$4,855	2,985	8.42%	23.14%	8.31%
23811	MID-ISLAND	Christiansted	(340) 778-6297	Julia Crispin	4	\$12,901	\$4,815	2,216	9.82%	37.18%	8.60%
7970	ST. THOMAS	Charlotte Amalie	(340) 774-8865	Keisha Richards	1	\$69,107	\$30,222	7,486	5.14%	3.76%	24.77%
23294	VITELCO EMPLOYEES	Charlotte Amalie	(340) 776-4500	Verlyn Caines Thomas	5	\$1,772	\$637	382	-11.80%	-14.19%	21.47%